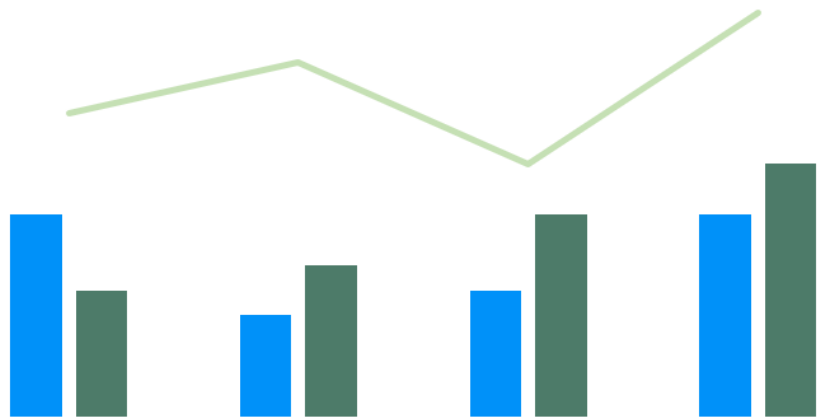
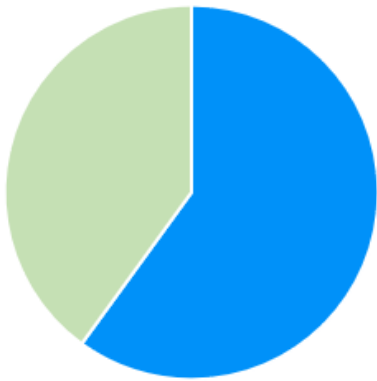


2022

Court of Common Pleas
Caseload Statistics for


Tioga County



We are pleased to provide you with a copy of the 2022 County Caseload Display pages. They can also be viewed on the AOPC webpage at www.pacourts.us in the *News & Statistics* section under *Research & Statistics*.

Should you have any questions or comments, please do not hesitate to contact me at 717.231.3300.

Sincerely,

A handwritten signature in black ink, appearing to read "Sasanka", is written over a horizontal line. The signature is fluid and cursive.

Sasanka Adikari, Ph.D.
Data Scientist
Department of Research and Statistics

Table of Contents

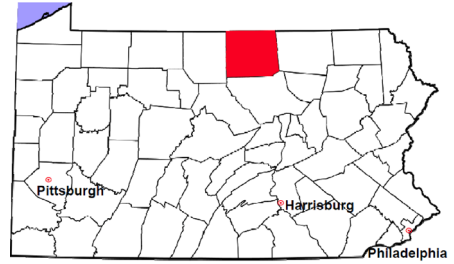
CPCMS Criminal	Page 1
CPCMS Criminal - New Cases by Case Type.....	Page 2
Civil.....	Page 3
Civil - Docketed Cases Listed by Case Type.....	Page 4
Protection From Abuse	Page 5
Spousal & Child Support and Paternity	Page 6
Custody/Partial Custody/Visitation.....	Page 7
Divorce	Page 8
Juvenile Dependency - Active Dependent Inventory	Page 9
Juvenile Dependency - Adjudicated Dependent Inventory	Page 10
Juvenile Delinquency - Cases Pending Disposition.....	Page 11
Juvenile Delinquency - New Cases by Case Type	Page 12
Juvenile Delinquency - Formal Dispositions	Page 13
Juvenile Delinquency - Informal Dispositions	Page 14
Accounts.....	Page 15
Adoptions.....	Page 16
Relinquishments/Terminations	Page 17
Appointment of Guardians	Page 18
Jury Yield and Utilization	Page 19
Problem Solving Courts.....	Pages 20-21

Tioga County

2022 Population estimate: 41,106

Class of County: 6th

No. of Common Pleas Court Judgeships: 1

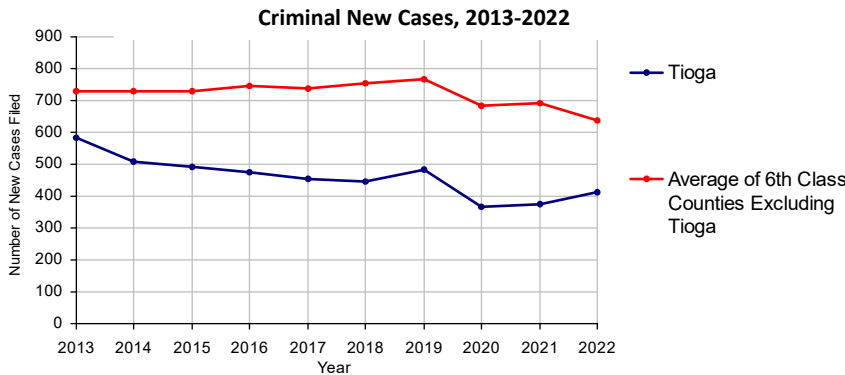


2022 Criminal	No. of Cases
Cases Pending 1/1/2022	214
New Cases Filed in 2022	414
Reopened Cases	28
Cases Available for Processing	656
Processed by:	
Withdrawn/Dismissed	39 8.6%
Diversionsary Disposition*	113 24.8%
Guilty Plea	270 59.2%
Non-Jury Trial	2 0.4%
Jury Trial	7 1.5%
Inactive	23 5.0%
Other	2 0.4%
Total Cases Processed	456 100.0%
Cases Pending 12/31/2022	200
Cases Awaiting Sentencing	114

Age of Pending Cases as of 12/31/2022		
0-60 Days	52	26.0%
61-120 Days	47	23.5%
121-180 Days	33	16.5%
181-240 Days	20	10.0%
241-300 Days	17	8.5%
301-360 Days	11	5.5%
Over 360 Days	20	10.0%
Total	200	100.0%

Data provided by CPCMS

* Includes other diversionsary programs such as Veterans Court.



Tioga County

2022 Population: 41,106
 Class of County: 6th
 No. of Common Pleas Judgeships: 1



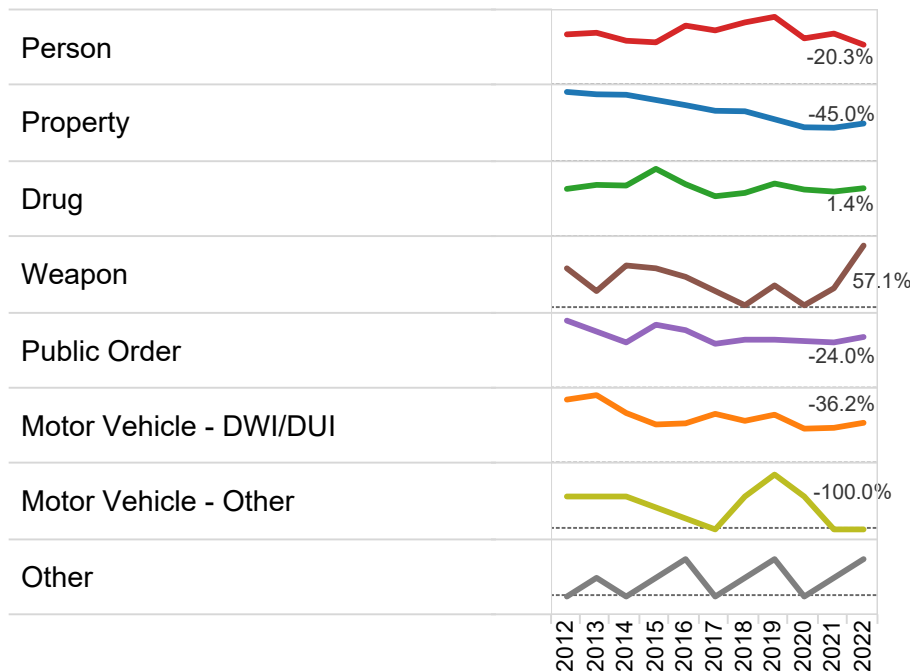
2022 Criminal - New Cases by Offense Type

Case Type	Felony	Misdemeanor	Summary	Total	
Person	27	24	0	51	12.3%
Property	45	37	0	82	19.8%
Drug	14	59	0	73	17.6%
Weapon	15	7	0	22	5.3%
Public Order	11	27	0	38	9.2%
Motor Vehicle - DWI/DUI	7	139	0	146	35.3%
Motor Vehicle - Other	0	0	0	0	0.0%
Other	2	0	0	2	0.5%
Total	121	293	0	414	100.0%
	29.2%	70.8%	0.0%	100.0%	

Data provided by CPCMS

Criminal New Cases by Offense Type, 2012-2022

% Change from 2012 to 2022

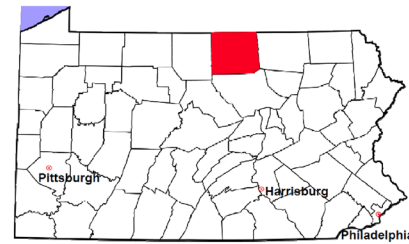


Tioga County

2022 Population estimate: 41,106

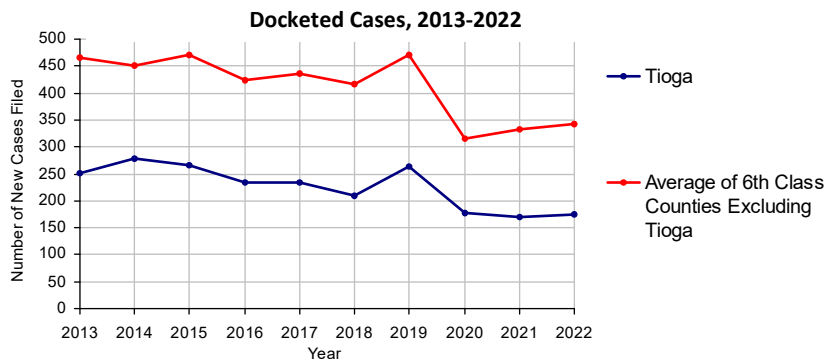
Class of County: 6th

No. of Common Pleas Court Judgeships: 1



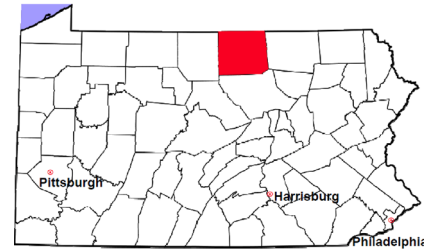
2022 Civil	Civil Action	Other	Total
Cases Pending 1/1/2022	2,316	6,238	8,554
Docketed Cases	106	69	175
Arbitration Appeals	0	1	1
Transferred In	0	0	0
Returned to Active	1	1	2
Cases Available for Processing	2,423	6,309	8,732
Processed By:			
Default Judgments	287	14	301
Cases Decided by Arbitration Board	2	3	5
Dispositive Motions	0	0	0
Settlements	267	17	284
Moved to Inactive Status	0	0	0
Transferred/Withdrawn	0	3	3
Dismissed/Discontinued	38	24	62
Administrative Purge	0	1	1
Other	0	0	0
Jury Trial	0	0	0
Non-Jury Trial	0	0	0
Total Cases Processed	594	62	656
Cases Pending 12/31/2022	1,829	6,247	8,076

Age of Pending Cases as of 12/31/2022 (Civil Action Only)		
0-6 months	489	26.7%
7-12 months	420	23.0%
13-18 months	207	11.3%
19-24 months	206	11.3%
25-30 months	213	11.6%
31-36 months	102	5.6%
37-42 months	35	1.9%
43-48 months	23	1.3%
49-54 months	3	0.2%
55-60 months	23	1.3%
61-66 months	22	1.2%
67-72 months	11	0.6%
Over 72 months	75	4.1%
Total	1,829	100.0%



Tioga County

2022 Population estimate: 41,106
 Class of County: 6th
 No. of Common Pleas Court Judgeships: 1



2022 Civil - Docketed Cases Listed by Case Type

TORT	17	9.7%
<i>(does not include mass tort)</i>		
Intentional	3	
Malicious Prosecution	0	
Motor Vehicle	10	
Nuisance	1	
Premise Liability	0	
Product Liability	0	
Slander/Libel/Defamation	0	
Other	3	
MASS TORT	0	
Asbestos	0	
Tobacco	0	
Toxic Tort - DES	0	
Toxic Tort - Implant	0	
Toxic Waste	0	
Other	0	
PROFESSIONAL LIABILITY	1	0.6%
Dental	0	
Legal	0	
Medical Malpractice	1	
Other	0	
CONTRACT	86	49.1%
<i>(does not include judgments)</i>		
Buyer Plaintiff	0	
Debt Collection: Credit Card	36	
Debt Collection: Other	48	
Employment Dispute: Discrimination	0	
Employment Dispute: Other	1	
Other	1	

REAL PROPERTY	48	27.4%
Ejectment*	9	
Eminent Domain/Condemnation*	0	
Ground Rent	0	
Landlord/Tenant Dispute	2	
Mortgage Foreclosure:		
Residential*	23	
Commercial*	0	
Partition of Real Property*	4	
Quiet Title*	6	
Other*	4	
CIVIL APPEALS	15	8.6%
<i>- Administrative Agencies</i>		
Board of Assessment*	3	
Board of Elections*	0	
Dept. of Transportation*	6	
Zoning Board*	0	
Statutory Appeal - Other*	0	
Other*	6	
MISCELLANEOUS	8	4.6%
Common Law/		
Statutory Arbitration*	0	
Declaratory Judgment*	2	
Mandamus*	1	
Non-Domestic Relations		
Restraining Order*	0	
Quo Warranto*	0	
Replevin*	2	
Other*	3	
TOTAL DOCKETED CASES:	175	100.0%

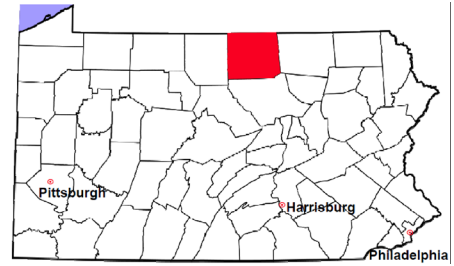
Of the Docketed Cases:

Pro Se Filings: 5 2.9% Class Action Suits: 2 1.1% MDJ Appeals: 7 4.0%

*Civil Other

Tioga County

2022 Population estimate: 41,106
 Class of County: 6th
 No. of Common Pleas Court Judgeships: 1



2022 Protection From Abuse

**No. of
Petitions**

Cases Pending 1/1/2022	21
New Cases Filed in 2022	32
<i>Of these, Petitions Requesting Temporary Orders: 32 (100.0%)</i>	
<i>Temporary Orders DENIED: 0 (0.0%), Temporary Orders GRANTED: 32 (100.0%)</i>	

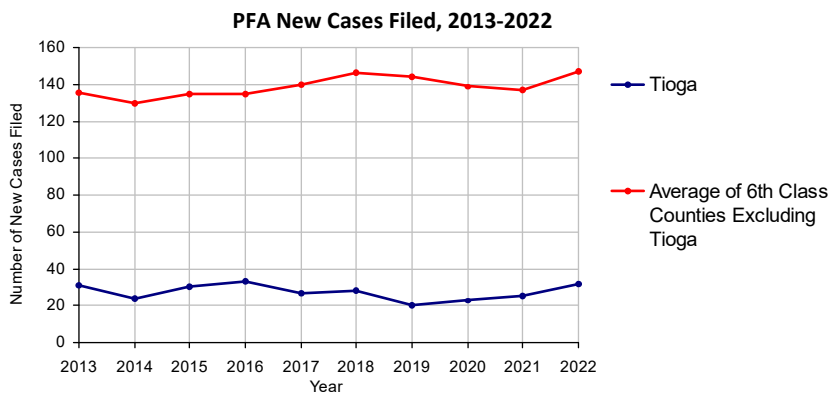
Cases Available for Processing **53**

Processed By:

Temporary Order DENIED After Ex Parte Hearing and No Evidentiary Hearing Scheduled	0	
Temporary Order DISMISSED After Evidentiary Hearing and No Final Order Entered	0	
Final Order DENIED After Evidentiary Hearing Before a Judge or a Judicial Officer	0	
Final Order GRANTED After Evidentiary Hearing Before a Judge or a Judicial Officer	19	67.9%
Plaintiff Did Not Appear For Evidentiary Hearing	0	
Final Order by STIPULATION OR AGREEMENT Between the Parties	0	
Petition WITHDRAWN by Plaintiff	9	32.1%
TRANSFERRED to Another Jurisdiction	0	
Other	0	

Cases Processed **28 100.0%**

Cases Pending 12/31/2022 **25**

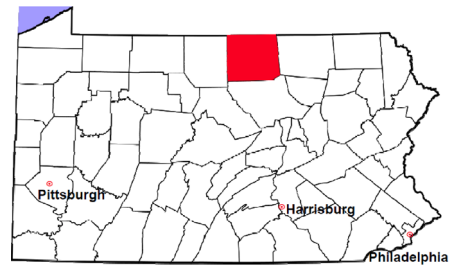


Tioga County

2022 Population estimate: 41,106

Class of County: 6th

No. of Common Pleas Court Judgeships: 1



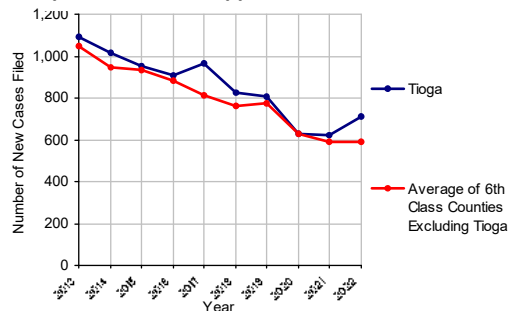
2022 Spousal & Child Support	No. of Petitions
Cases Pending 1/1/2022	60
New Cases Filed in 2022	711
Dockets Transferred In (+)	8
Dockets Transferred Out (-)	11
Cases Available for Processing	768
Processed By:	
Judge	14 2.0%
Intake Officer	694 97.7%
Hearing Officer	0
Other	2 0.3%
Cases Processed	710 100.0%
Cases Pending 12/31/2022	58

Data provided by PACSES

2022 Paternity	No. of Cases
Acknowledgements Filed:	
Non-Domestic Relations Section	52 83.9%
During Conference	10 16.1%
Non-Stipulated (post genetic test)	0
Pre-Trial Conference	0
Total	62 100.0%
Established:	
Stipulated by Genetic Tests	22 51.2%
Default - Father Failed to Appear	0
Adjudication by Court Proceeding	1 2.3%
Out of State	20 46.5%
Total	43 100.0%
Cases Pending 12/31/2022	12

Data provided by PACSES

Spousal & Child Support New Cases Filed, 2013-2022



DEFINITIONS:

ACKNOWLEDGEMENTS FILED:

NON-DOMESTIC RELATIONS SECTION: The voluntary Acknowledgement of Paternity by the alleged father.
DURING CONFERENCE: The alleged father signed the Acknowledgement of Paternity-Waiver of Trial (PE-010) at the initial child support conference.
NON-STIPULATED (POST GENETIC TEST): The alleged father signed the Acknowledgement of Paternity-Waiver of Trial after genetic tests were conducted and resulted in the alleged father being determined to be the biological father.
PRE-TRIAL CONFERENCE: The alleged father signed the Acknowledgement of Paternity-Waiver of Trial at the pre-trial conference.

ESTABLISHED:

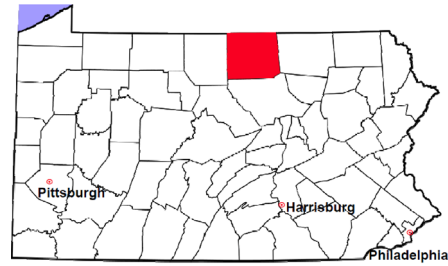
STIPULATED BY GENETIC TESTS: The alleged father requested genetic tests and signed a stipulation that if the test results had a 99% or higher probability of paternity then the alleged father would be stipulated as the biological father of the child.
DEFAULT - FATHER FAILED TO APPEAR: The alleged father failed to appear after being served for either a support conference, hearing, or genetic test and a default paternity order was entered by the court.
ADJUDICATION BY COURT PROCEEDING: The alleged father was determined to be the biological father of the child through a court proceeding.
OUT OF STATE: Paternity was established in another state, "Out of state only".

Tioga County

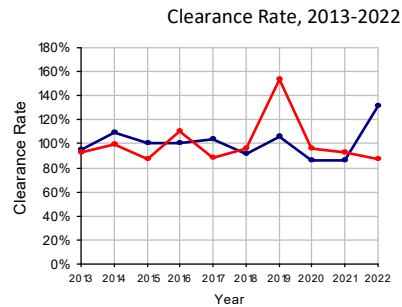
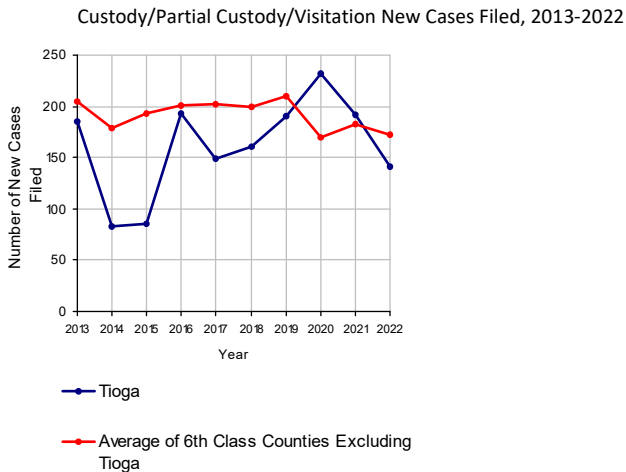
2022 Population Estimate: 41,106

Class of County: 6th

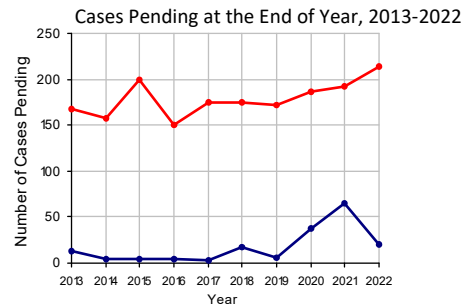
No. of Common Pleas Court Judgeships: 1



2022 Custody/Partial Custody/Visitation	No. of Petitions	
Cases Pending 1/1/2022	65	
New Cases Filed in 2022	141	
Cases Available for Processing	206	
Processed By:		
Judge	29	15.6%
Non-Judicial Officer	155	83.3%
Administrative Review/Purge	0	
Other	2	1.1%
Cases Processed	186	100.0%
Cases Pending 12/31/2022	20	



Note: Clearance Rate = Cases Processed / New Cases Filed

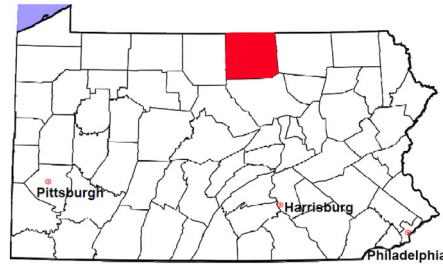


Tioga County

2022 Population estimate: 41,106

Class of County: 6th

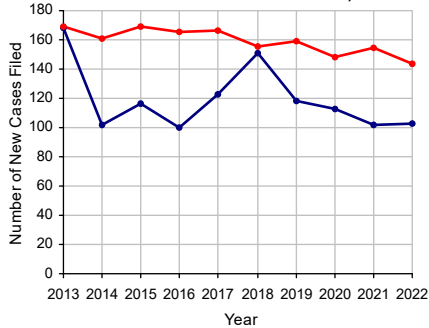
No. of Common Pleas Court Judgeships: 1



2022 Divorce

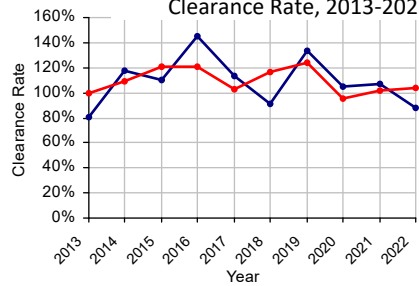
	No. of Petitions	
Cases Pending 1/1/2022	67	
New Cases Filed in 2022	103	
Cases Available for Processing	170	
Processed By:		
Contested Before a Judge	4	4.4%
Contested Before a Non-Judicial Officer	7	7.7%
Uncontested	24	26.4%
Administrative Review/Purge	27	29.7%
Other	29	31.9%
Cases Processed	91	100.0%
Cases Pending 12/31/2022	79	

Divorce New Cases Filed, 2013-2022



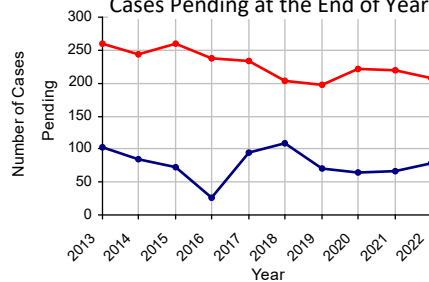
— Tioga
— Average of 6th Class Counties Excluding Tioga

Clearance Rate, 2013-2022



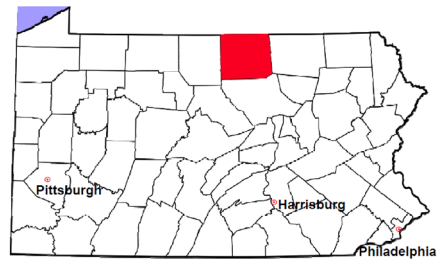
Note: Clearance Rate = Cases Processed / New Cases Filed

Cases Pending at the End of Year, 2013-2022



Tioga County

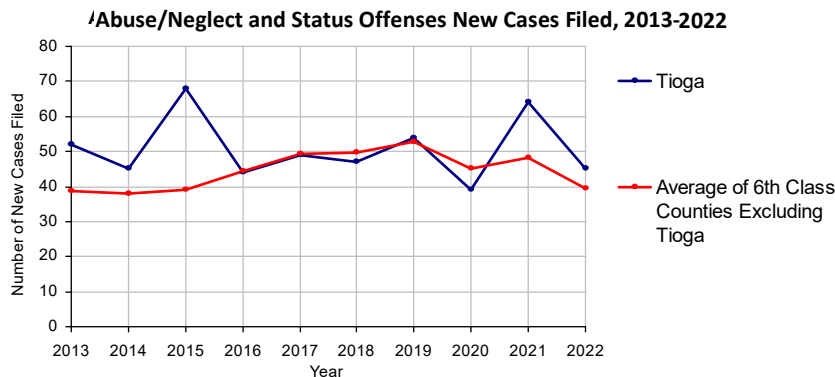
2022 Population estimate: 41,106
 Class of County: 6th
 No. of Common Pleas Court Judgeships: 1



2022 Juvenile Dependency - Petitions Pending Adjudication

	Abuse/ Neglect	Status Offenses	Total
Cases Pending 1/1/2022	13	0	13
New Petitions Filed in 2022	45	0	45
Other	14	0	14
Total Petitions Available for Processing	72	0	72
Processed by:			
Adjudicated Dependent			
Judge	37	0	37
Juvenile Court Hearing Officer	0	0	0
Adjudicated NOT Dependent			
Judge	1	0	1
Juvenile Court Hearing Officer	0	0	0
Withdrawn/Dismissed/Transferred	31	0	31
Other	0	0	0
Total Petitions Processed	69	0	69
Cases Pending 12/31/2022	3	0	3

Data provided by CPCMS

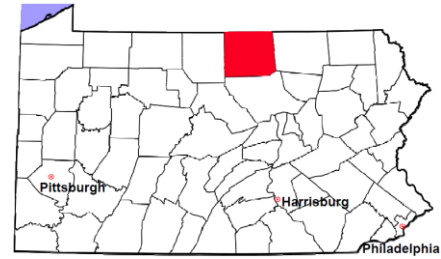


Tioga County

2022 Population estimate: 41,106

Class of County: 6th

No. of Common Pleas Court Judgeships: 1



2022 Juvenile Dependency - Adjudicated Dependent Inventory

	Abuse/ Neglect		Status Offenses		Total
Cases Pending 1/1/2022	81		0		81
New Adjudicated Dependent Cases	37		0		37
Other	0		0		0
Total Adjudicated Dependent Cases	118		0		118
<u>Court Supervision Terminated:</u>					
Family Reunification	25	41.7%	0		25 41.7%
Adoption	22	36.7%	0		22 36.7%
Placement with a Relative/Guardian	10	16.7%	0		10 16.7%
Aged Out	2	3.3%	0		2 3.3%
Other Permanency Outcomes*	0		0		0
Other**	1	1.7%	0		1 1.7%
Total Adjudicated Dependent Cases Terminated	60	100.0%	0	100.0%	60 100.0%
Cases Pending 12/31/2022	58		0		58

Data provided by CPCMS

* Other Permanency Outcomes include: adjudicated delinquent, death due to natural causes, emancipation, permanent living arrangement, and parent has come forward.

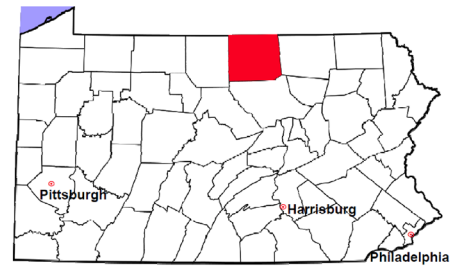
** Other includes cases where court supervision is terminated due to transfer out of jurisdiction, withdrawal and administrative closure.

Tioga County

2022 Population estimate: 41,106

Class of County: 6th

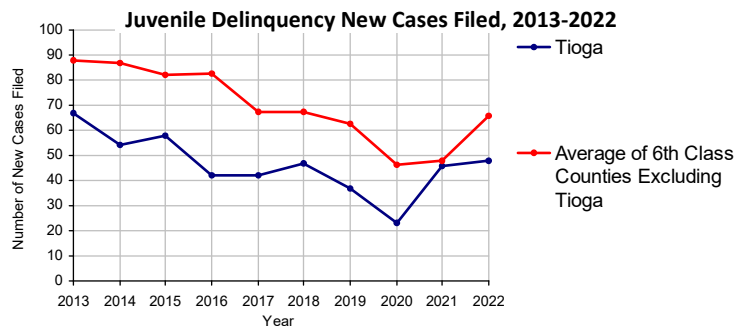
No. of Common Pleas Court Judgeships: 1



2022 Juvenile Delinquency - Cases Pending Disposition

Begin Pending	15
New Cases	48
Consent Decree Revoked	3
Informal Adjustment Program Revoked	0
Alternative Program Revoked	0
Warrant Returned	0
Other	3
Total Cases Available for Disposition	69
Warrant Issued	0
Disposed by:	
Adjudicated Delinquent by a Judge	16
Adjudicated Delinquent by a Juvenile Court Hearing Officer	0
Consent Decree Entered	24
Informal Adjustment Program Entered	0
Warned and Counseled (Pre-Petition)	0
Dismissed/Withdrawn/Transferred	6
Transferred to Criminal Court	0
Other	2
Total Cases Disposed	48
End Pending	21

Data provided by CPCMS



Tioga County

2022 Population: 41,106
 Class of County: 6th
 No. of Common Pleas Judgeships: 1

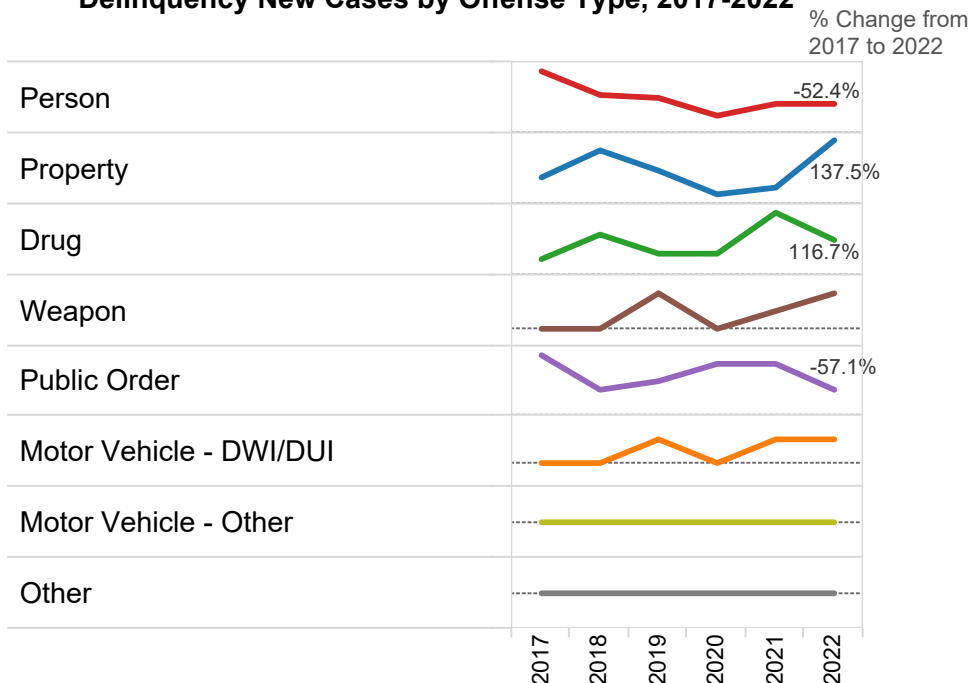


2022 Delinquency - New Cases by Offense Type

Case Type	Felony	Misdemeanor	Summary	Total	
Person	2	8	0	10	20.8%
Property	11	8	0	19	39.6%
Drug	0	13	0	13	27.1%
Weapon	0	2	0	2	4.2%
Public Order	0	3	0	3	6.3%
Motor Vehicle - DWI/DUI	0	1	0	1	2.1%
Motor Vehicle - Other	0	0	0	0	0.0%
Other	0	0	0	0	0.0%
Total	13	35	0	48	100.0%
	27.1%	72.9%	0.0%	100.0%	

Data provided by CPCMS

Delinquency New Cases by Offense Type, 2017-2022

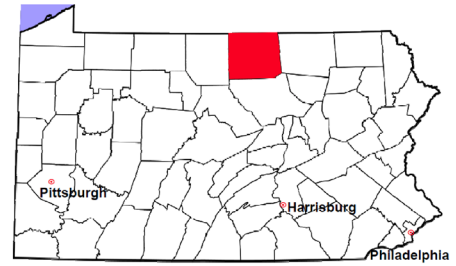


Tioga County

2022 Population estimate: 41,106

Class of County: 6th

No. of Common Pleas Court Judgeships: 1



2022 Juvenile Delinquency - Formal Dispositions

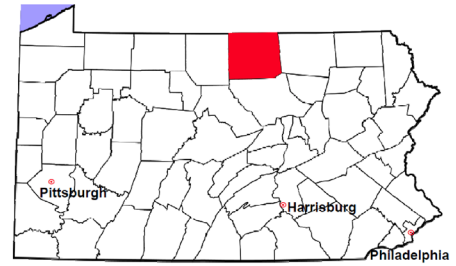
Begin Pending	13
Adjudicated Delinquent by a Judge	16
Adjudicated Delinquent by a Juvenile Court Hearing Officer	0
Warrant Returned	0
Other	0
Total Adjudicated Delinquent Cases	29
Warrant Issued	0
Court Supervision Terminated:	
Conditions Satisfied	4
Compelling Reasons	1
Reached Age 21	0
Transferred to Another Juvenile Court	0
Other	2
Total Adjudicated Delinquent Cases Terminated	7
End Pending	22

(R) - Revised

Data provided by CPCMS

Tioga County

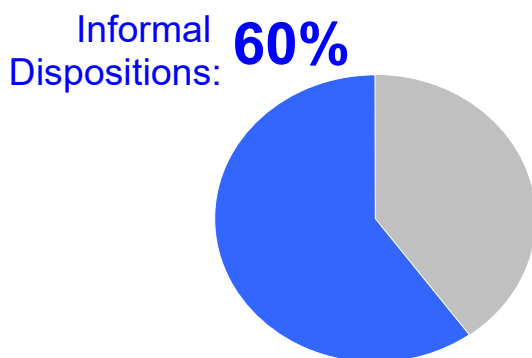
2022 Population estimate: 41,106
 Class of County: 6th
 No. of Common Pleas Court Judgeships: 1



2022 Juvenile Delinquency - Informal Dispositions

Pending Consent Decrees	19
Pending Informal Adjustments	0
New Consent Decrees	24
New Informal Adjustments	0
Warrant Returned	0
Other	0
Cases Informally Disposed	43
Warrant Issued	0
Terminated by:	
Consent Decree Completed	21
Informal Adjustment Completed	0
Consent Decree Revoked	3
Informal Adjustment Program Revoked	0
Other	1
Total Informally Disposed Cases Terminated	25
End Pending	18

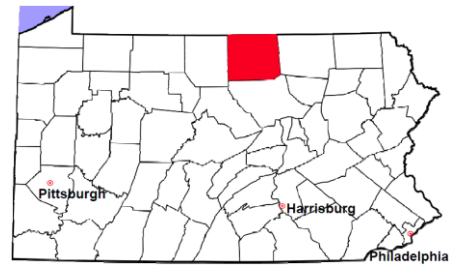
(R) - Revised
 Data provided by CPCMS



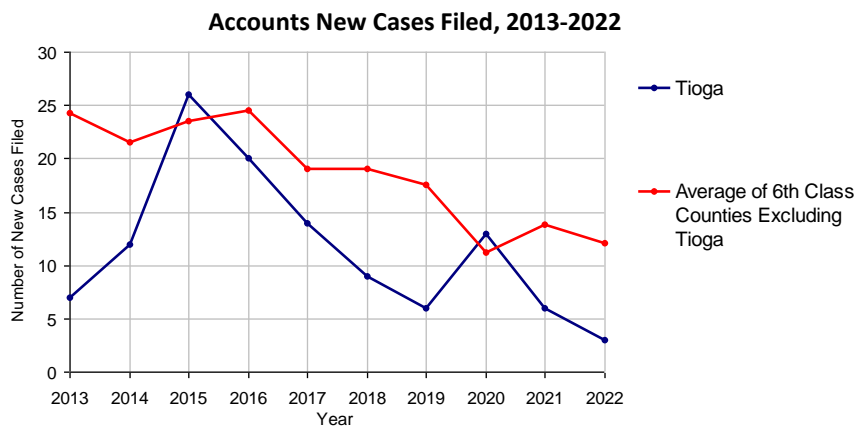
Delinquency Cases are disposed either formally, at a proceeding held before a judge or hearing officer, or informally without a proceeding. Informal dispositions include informal adjustments supervised by a juvenile probation officer; consent decrees agreed upon with the District Attorney after a petition is filed; or other pre-petition process by the juvenile probation department.

Tioga County

2022 Population estimate: 41,106
 Class of County: 6th
 No. of Common Pleas Court Judgeships: 1

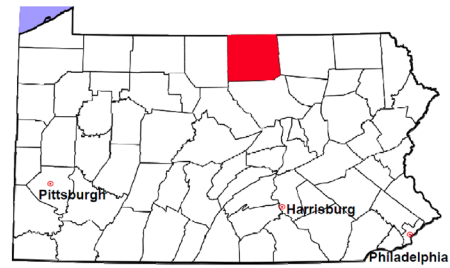


2022 Accounts	No. of Cases	
Cases Pending 1/1/2022	2	
New Cases Filed in 2022	3	
Cases Available for Processing	5	
Processed By:		
Contested before a Judge	0	
Contested before a Non-Judicial Officer	0	
Uncontested	2	40.0%
Other	3	60.0%
Cases Processed	5	100.0%
Cases Pending 12/31/2022	0	



Tioga County

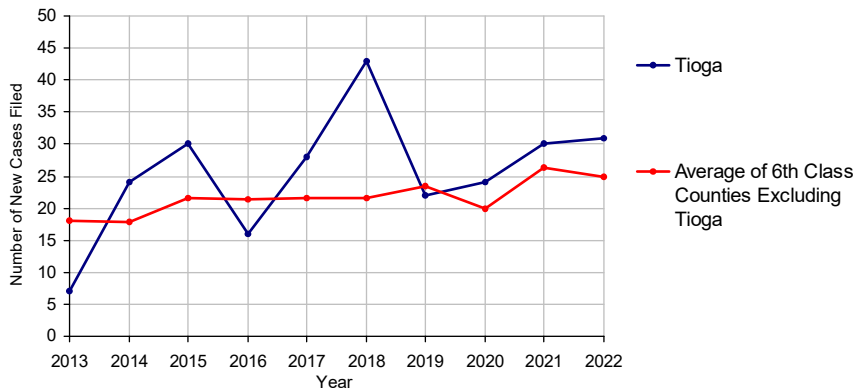
2022 Population estimate: 41,106
 Class of County: 6th
 No. of Common Pleas Court Judgeships: 1



2022 Adoptions		No. of Cases	
Cases Pending 1/1/2022		8 ^(R)	
New Cases Filed in 2022		31	
Cases Available for Processing		39	
Processed By:			
Contested before a Judge	Granted	0	
	Denied	0	
Uncontested	Granted	32	97.0%
	Denied	1	3.0%
Other		0	
Cases Processed		33	100.0%
Cases Pending 12/31/2022		6	

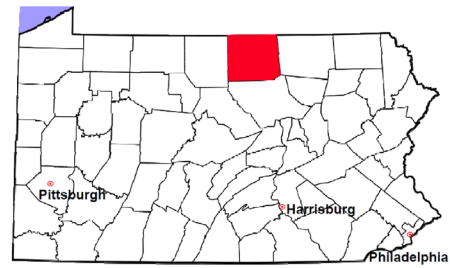
(R) - Revised

Adoptions New Cases Filed, 2013-2022



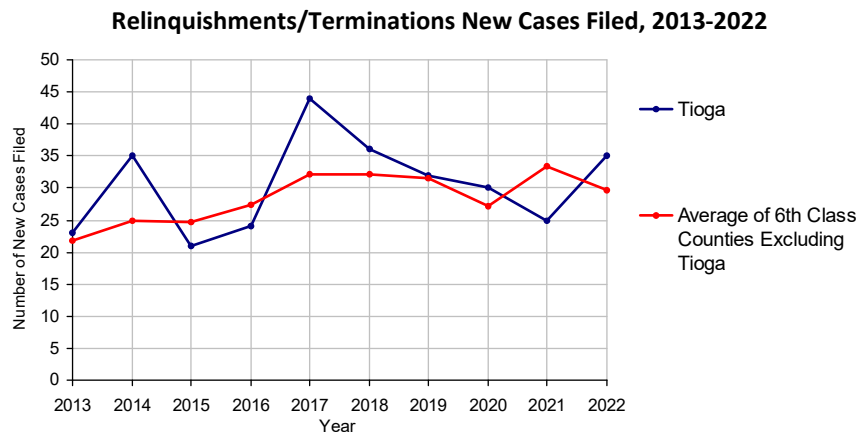
Tioga County

2022 Population estimate: 41,106
 Class of County: 6th
 No. of Common Pleas Court Judgeships: 1



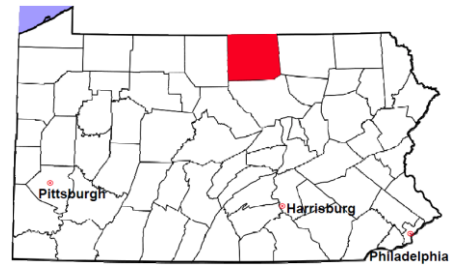
2022 Relinquishments/Terminations	No. of Cases
Cases Pending 1/1/2022	29 ^(R)
New Cases Filed in 2022	35
Cases Available for Processing	64
Processed By:	
Contested before a Judge	1 4.0%
Uncontested	24 96.0%
Other	0
Cases Processed	25 100.0%
Cases Pending 12/31/2022	39

(R) - Revised

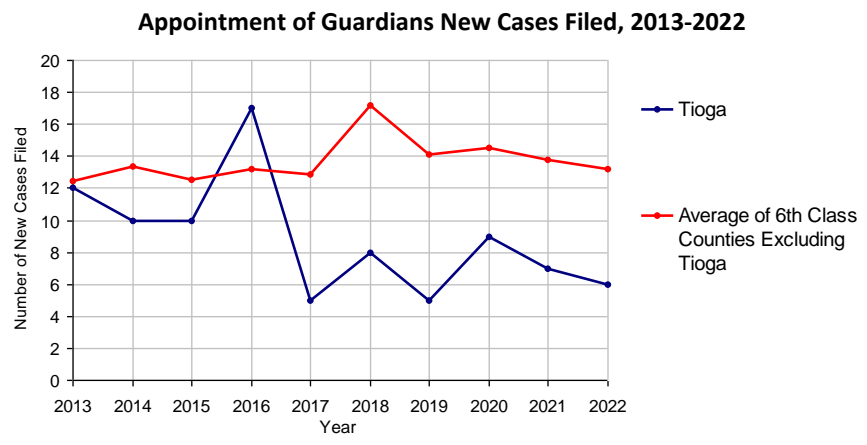


Tioga County

2022 Population estimate: 41,106
 Class of County: 6th
 No. of Common Pleas Court Judgeships: 1

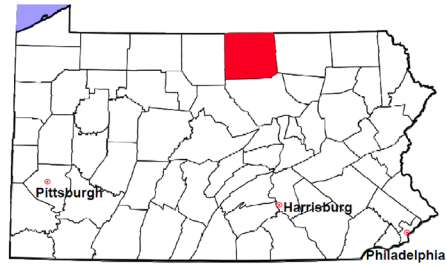


2022 Appointment of Guardians	No. of Cases
Cases Pending 1/1/2022	4
New Cases Filed in 2022	6
Cases Available for Processing	10
Processed By:	
Contested before a Judge	0
Uncontested	6 100.0%
Other	0
Cases Processed	6 100.0%
Cases Pending 12/31/2022	4



Tioga County

2022 Population estimate: 41,106
 Class of County: 6th
 No. of Common Pleas Court Judgeships: 1



2022 Jury Yield and Utilization

Jury Yield

Qualification Questionnaires/Summonses Mailed:	6,308	A		
Returned Undeliverable:	529	B	8.4%	Of Qualification Questionnaires/ Summonses Mailed
Not Responded to:	664	C	10.5%	
the Number of Prospective Jurors:				
Disqualified:	731	D	11.6%	
Exempted:	40	E	0.6%	
Excused:	1,370	F	21.7%	
Deferred to New Term:	0	G		
Deferred from Previous Term:	0	H		
Total Number of Qualified Jurors Available for Service:	2,974	I	47.1%	

$I = A - B - C - D - E - F - G + H$

Jury Utilization

the Number of Jurors:			
Reporting for Service:	640	21.5%	Of Jurors Qualified and Available
Told Not to Report for Service:	2,016	67.8%	
Sent to Courtroom for Jury Selection (Voir Dire):	386	60.3%	Of Jurors Reporting for Service
Impaneled or Sworn (jurors/alternates):	113	17.7%	
Removed for Cause/Hardship:	57		
Removed by Peremptory Challenge:	46		
Number of Jury Trials Started:	8		
Pool Days:	10		
Zero Panel Days:	2	20.0%	(Of Pool Days)

Jury Costs

Total Annual Budget for Juror Operations:	\$26,519.00	J
Average Cost Per Juror:	\$4.20	K

$K = J/A$



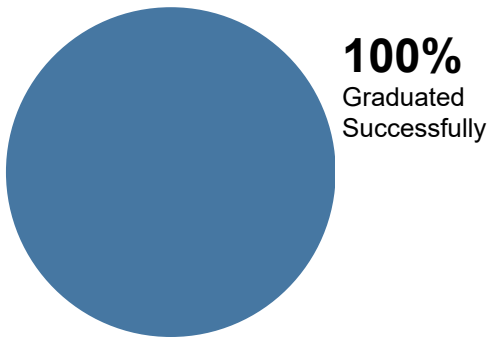
Tioga County

2022 Problem Solving Courts

4 Discharges

10 Admissions

Of All Court Participants Discharged:



Adult Drug Court



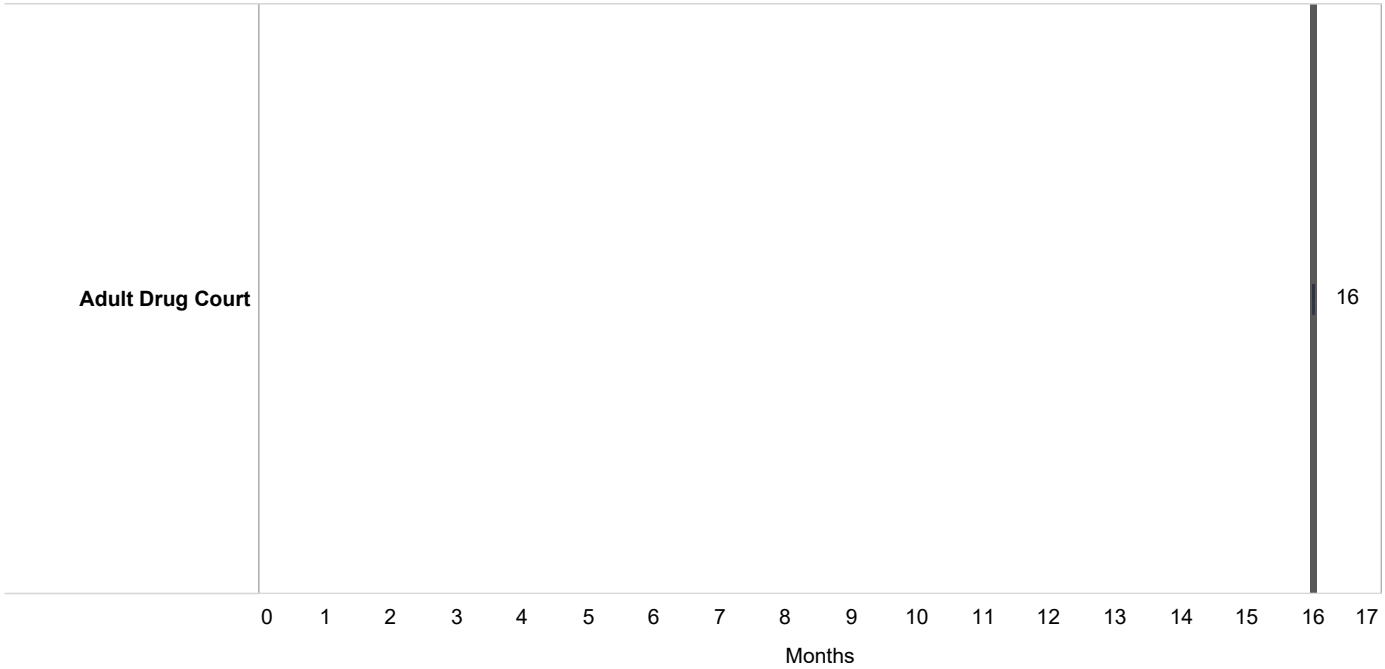
Discharge Reason

	Successfully Completed	Total Discharges
Adult Drug Court	4 (100.0%)	4 (100.0%)

Tioga County

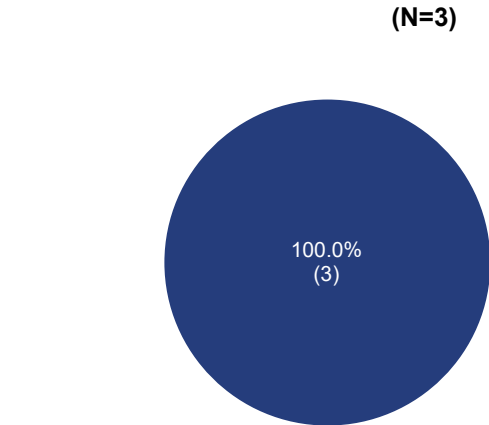

2022 Problem Solving Courts

Median Months from Admission to Discharge



Among successful graduates, there was a 50% increase in employment.

100% of the employed successful graduates were employed full time:



25% (1) of all participants have improved in **education level** at discharge.

■ Employed Full Time

DEPARTMENT OF RESEARCH & STATISTICS

KIM NIEVES, PH.D.

DIRECTOR

ANDREW GINDER, MPA

ASSISTANT DIRECTOR

YAN LIU, M.S.

SENIOR STATISTICAL ANALYST

SASANKA ADIKARI, PH.D

DATA SCIENTIST

AMANDA PEREIRA

RESEARCH ASSISTANT