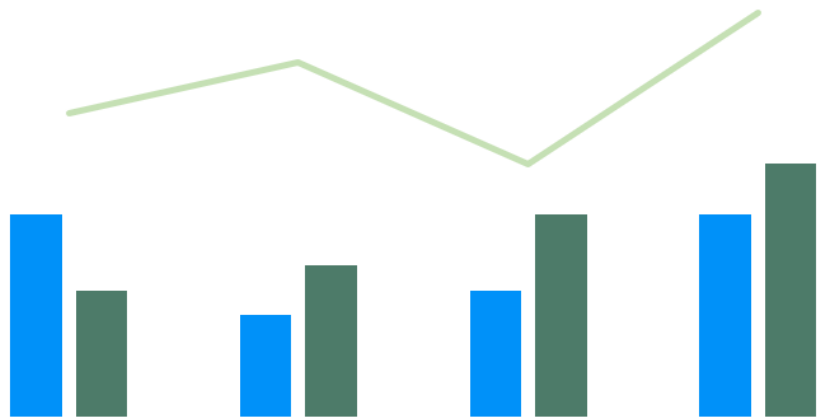
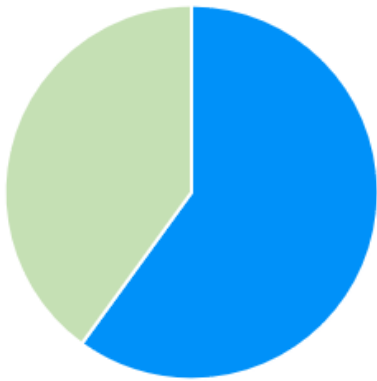


# 2022

Court of Common Pleas  
Caseload Statistics for

# Potter County






We are pleased to provide you with a copy of the 2022 County Caseload Display pages. They can also be viewed on the AOPC webpage at [www.pacourts.us](http://www.pacourts.us) in the *News & Statistics* section under *Research & Statistics*.

Should you have any questions or comments, please do not hesitate to contact me at 717.231.3300.

Sincerely,

A handwritten signature in black ink, appearing to read 'Sasanka', is written over a horizontal line. The signature is fluid and cursive.

Sasanka Adikari, Ph.D.  
Data Scientist  
Department of Research and Statistics



# Table of Contents

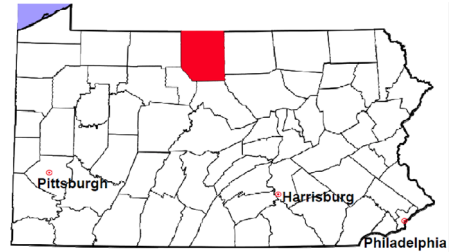
CPCMS Criminal .....	Page 1
CPCMS Criminal - New Cases by Case Type.....	Page 2
Civil.....	Page 3
Civil - Docketed Cases Listed by Case Type.....	Page 4
Protection From Abuse .....	Page 5
Spousal & Child Support and Paternity .....	Page 6
Custody/Partial Custody/Visitation.....	Page 7
Divorce .....	Page 8
Juvenile Dependency - Active Dependent Inventory .....	Page 9
Juvenile Dependency - Adjudicated Dependent Inventory .....	Page 10
Juvenile Delinquency - Cases Pending Disposition.....	Page 11
Juvenile Delinquency - New Cases by Case Type .....	Page 12
Juvenile Delinquency - Formal Dispositions .....	Page 13
Juvenile Delinquency - Informal Dispositions .....	Page 14
Accounts.....	Page 15
Adoptions.....	Page 16
Relinquishments/Terminations .....	Page 17
Appointment of Guardians .....	Page 18
Jury Yield and Utilization .....	Page 19
Problem Solving Courts.....	Pages 20-21

# Potter County

2022 Population estimate: 16,220

Class of County: 8th

No. of Common Pleas Court Judgeships: 1



2022 Criminal	No. of Cases
---------------	--------------

Cases Pending 1/1/2022	189
New Cases Filed in 2022	265
Reopened Cases	17
<b>Cases Available for Processing</b>	<b>471</b>

**Processed by:**

Withdrawn/Dismissed	13	4.0%
Diversionsary Disposition*	70	21.3%
Guilty Plea	226	68.7%
Non-Jury Trial	3	0.9%
Jury Trial	3	0.9%
Inactive	10	3.0%
Other	4	1.2%
<b>Total Cases Processed</b>	<b>329</b>	<b>100.0%</b>

**Cases Pending 12/31/2022** **142**

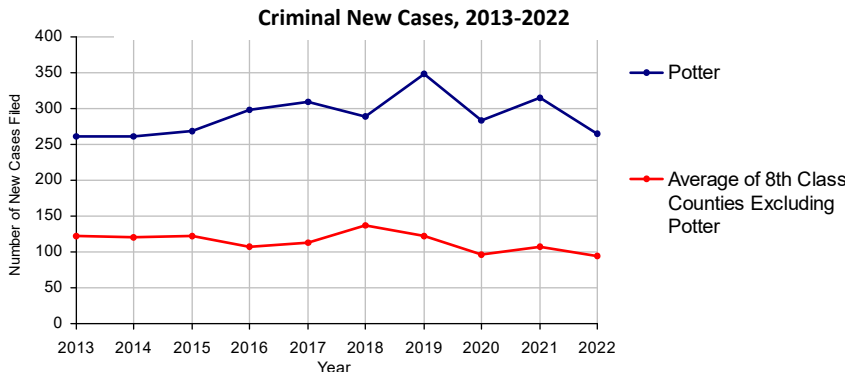
Cases Awaiting Sentencing **63**

Data provided by CPCMS

\* Includes other diversionsary programs such as Veterans Court.

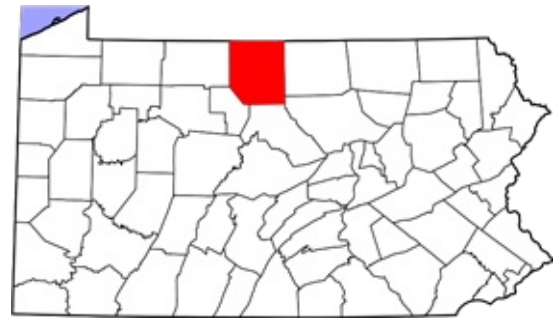
Age of Pending Cases as of 12/31/2022		
---------------------------------------	--	--

0-60 Days	30	21.1%
61-120 Days	28	19.7%
121-180 Days	16	11.3%
181-240 Days	12	8.5%
241-300 Days	16	11.3%
301-360 Days	8	5.6%
Over 360 Days	32	22.5%
<b>Total</b>	<b>142</b>	<b>100.0%</b>



# Potter County

2022 Population: 16,220  
 Class of County: 8th  
 No. of Common Pleas Judgeships: 1

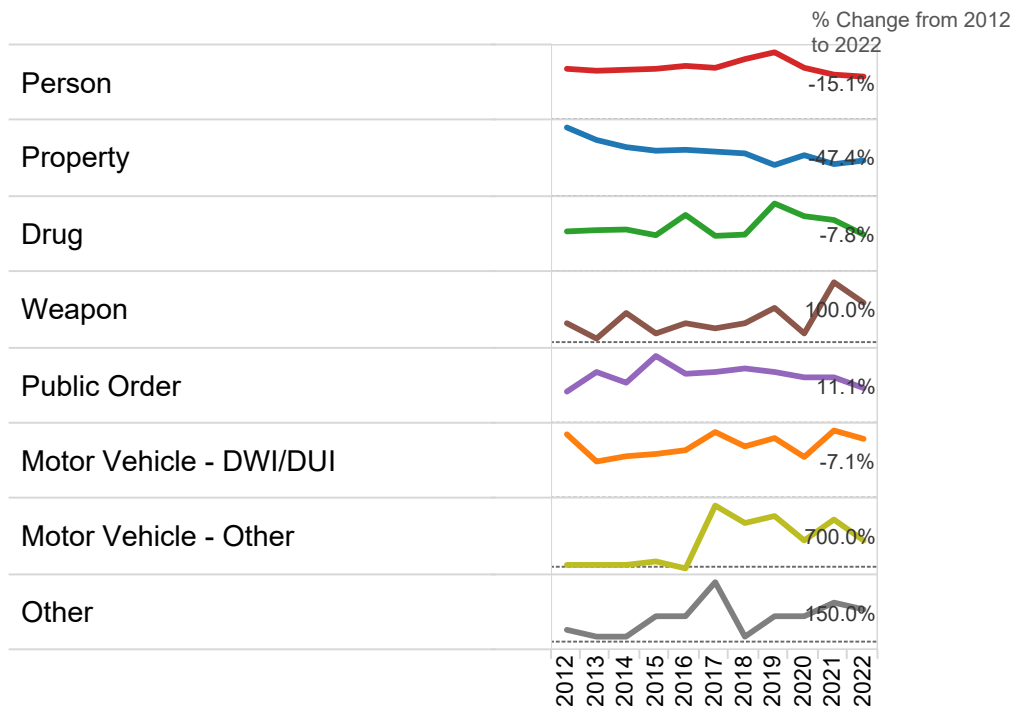


## 2022 Criminal - New Cases by Offense Type

Case Type	Felony	Misdemeanor	Summary	Total	
Person	21	24	0	45	17.0%
Property	15	26	0	41	15.5%
Drug	11	48	0	59	22.3%
Weapon	3	5	0	8	3.0%
Public Order	8	12	0	20	7.5%
Motor Vehicle - DWI/DUI	6	73	0	79	29.8%
Motor Vehicle - Other	1	2	5	8	3.0%
Other	5	0	0	5	1.9%
<b>Total</b>	<b>70</b>	<b>190</b>	<b>5</b>	<b>265</b>	<b>100.0%</b>
	<b>26.4%</b>	<b>71.7%</b>	<b>1.9%</b>	<b>100.0%</b>	

Data provided by CPCMS

### Criminal New Cases by Offense Type, 2012-2022

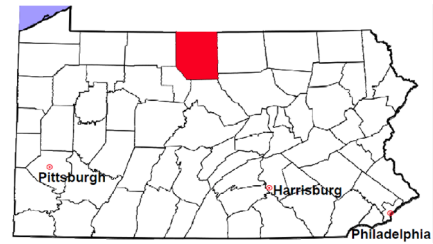


# Potter County

2022 Population estimate: 16,220

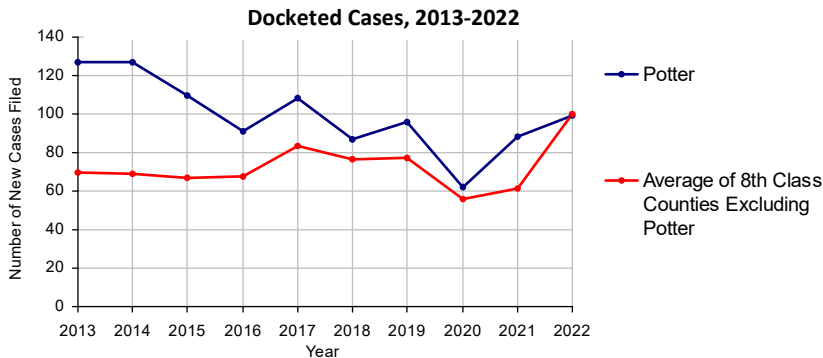
Class of County: 8th

No. of Common Pleas Court Judgeships: 1



2022 Civil	Civil Action	Other	Total
Cases Pending 1/1/2022	109	56	165
Docketed Cases	71	28	99
Arbitration Appeals	0	0	0
Transferred In	0	0	0
Returned to Active	0	0	0
<b>Cases Available for Processing</b>	<b>180</b>	<b>84</b>	<b>264</b>
Processed By:			
Default Judgments	12	0	12
Cases Decided by Arbitration Board	1	1	2
Dispositive Motions	0	0	0
Settlements	10	2	12
Moved to Inactive Status	0	0	0
Transferred/Withdrawn	2	0	2
Dismissed/Discontinued	23	6	29
Administrative Purge	9	4	13
Other	0	1	1
Jury Trial	0	1	1
Non-Jury Trial	0	0	0
<b>Total Cases Processed</b>	<b>57</b>	<b>15</b>	<b>72</b>
<b>Cases Pending 12/31/2022</b>	<b>123</b>	<b>69</b>	<b>192</b>

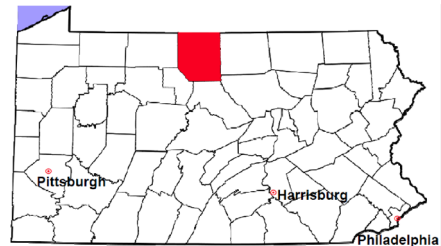
Age of Pending Cases as of 12/31/2022 (Civil Action Only)		
0-6 months	34	27.6%
7-12 months	19	15.4%
13-18 months	9	7.3%
19-24 months	8	6.5%
25-30 months	1	0.8%
31-36 months	1	0.8%
37-42 months	4	3.3%
43-48 months	3	2.4%
49-54 months	2	1.6%
55-60 months	4	3.3%
61-66 months	3	2.4%
67-72 months	8	6.5%
Over 72 months	27	22.0%
<b>Total</b>	<b>123</b>	<b>100.0%</b>





# Potter County

2022 Population estimate: 16,220  
 Class of County: 8th  
 No. of Common Pleas Court Judgeships: 1



## 2022 Civil - Docketed Cases Listed by Case Type

<b>TORT</b>	<b>7</b>	<b>7.1%</b>
<i>(does not include mass tort)</i>		
Intentional	1	
Malicious Prosecution	0	
Motor Vehicle	3	
Nuisance	1	
Premise Liability	1	
Product Liability	0	
Slander/Libel/Defamation	1	
Other	0	
<b>MASS TORT</b>	<b>0</b>	
Asbestos	0	
Tobacco	0	
Toxic Tort - DES	0	
Toxic Tort - Implant	0	
Toxic Waste	0	
Other	0	
<b>PROFESSIONAL LIABILITY</b>	<b>3</b>	<b>3.0%</b>
Dental	0	
Legal	0	
Medical Malpractice	2	
Other	1	
<b>CONTRACT</b>	<b>61</b>	<b>61.6%</b>
<i>(does not include judgments)</i>		
Buyer Plaintiff	0	
Debt Collection: Credit Card	36	
Debt Collection: Other	25	
Employment Dispute: Discrimination	0	
Employment Dispute: Other	0	
Other	0	

<b>REAL PROPERTY</b>	<b>18</b>	<b>18.2%</b>
Ejectment*	2	
Eminent Domain/Condemnation*	0	
Ground Rent	0	
Landlord/Tenant Dispute	0	
Mortgage Foreclosure:		
Residential*	10	
Commercial*	2	
Partition of Real Property*	0	
Quiet Title*	3	
Other*	1	

<b>CIVIL APPEALS</b>	<b>4</b>	<b>4.0%</b>
<i>- Administrative Agencies</i>		
Board of Assessment*	0	
Board of Elections*	0	
Dept. of Transportation*	4	
Zoning Board*	0	
Statutory Appeal - Other*	0	
Other*	0	

<b>MISCELLANEOUS</b>	<b>6</b>	<b>6.1%</b>
Common Law/		
Statutory Arbitration*	0	
Declaratory Judgment*	0	
Mandamus*	0	
Non-Domestic Relations		
Restraining Order*	0	
Quo Warranto*	2	
Replevin*	0	
Other*	4	

**TOTAL DOCKETED CASES: 99 100.0%**

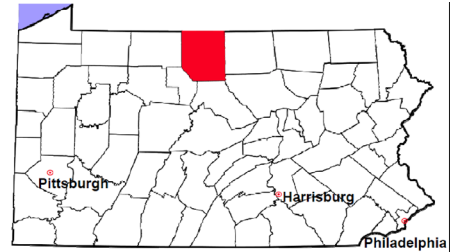
### Of the Docketed Cases:

Pro Se Filings: 0                      Class Action Suits: 0                      MDJ Appeals: 0

\*Civil Other

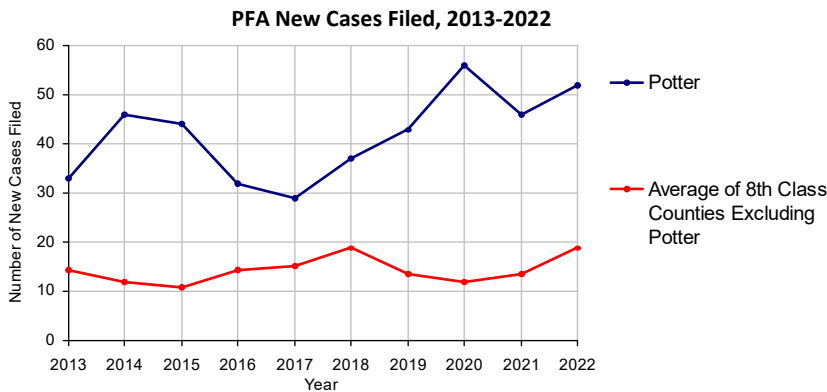
# Potter County

2022 Population estimate: 16,220  
 Class of County: 8th  
 No. of Common Pleas Court Judgeships: 1



## 2022 Protection From Abuse

	No. of Petitions
Cases Pending 1/1/2022	2
New Cases Filed in 2022	52
<i>Of these, Petitions Requesting Temporary Orders: 52 (100.0%)</i>	
<i>Temporary Orders DENIED: 11 (21.2%), Temporary Orders GRANTED: 41 (78.8%)</i>	
<b>Cases Available for Processing</b>	<b>54</b>
Processed By:	
Temporary Order DENIED After Ex Parte Hearing and No Evidentiary Hearing Scheduled	0
Temporary Order DISMISSED After Evidentiary Hearing and No Final Order Entered	0
Final Order DENIED After Evidentiary Hearing Before a Judge or a Judicial Officer	8 15.4%
Final Order GRANTED After Evidentiary Hearing Before a Judge or a Judicial Officer	19 36.5%
Plaintiff Did Not Appear For Evidentiary Hearing	0
Final Order by STIPULATION OR AGREEMENT Between the Parties	25 48.1%
Petition WITHDRAWN by Plaintiff	0
TRANSFERRED to Another Jurisdiction	0
Other	0
<b>Cases Processed</b>	<b>52 100.0%</b>
<b>Cases Pending 12/31/2022</b>	<b>2</b>

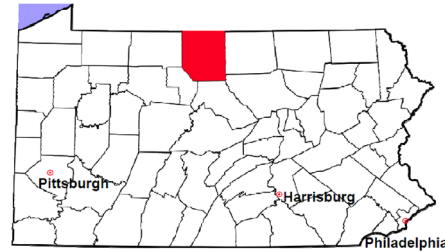


# Potter County

2022 Population estimate: 16,220

Class of County: 8th

No. of Common Pleas Court Judgeships: 1



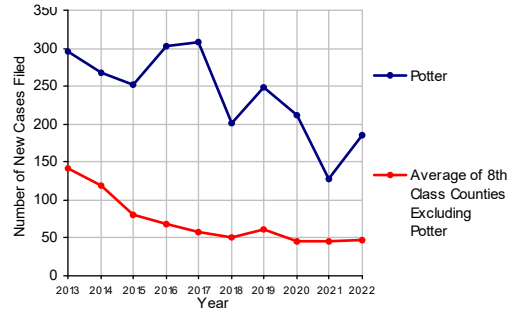
2022 Spousal & Child Support	No. of Petitions
Cases Pending 1/1/2022	93
New Cases Filed in 2022	186
Dockets Transferred In (+)	6
Dockets Transferred Out (-)	3
<b>Cases Available for Processing</b>	<b>282</b>
Processed By:	
Judge	6 3.5%
Intake Officer	167 96.5%
Hearing Officer	0
Other	0
<b>Cases Processed</b>	<b>173 100.0%</b>
<b>Cases Pending 12/31/2022</b>	<b>109</b>

Data provided by PACSES

2022 Paternity	No. of Cases
<b>Acknowledgements Filed:</b>	
Non-Domestic Relations Section	7 100.0%
During Conference	0
Non-Stipulated (post genetic test)	0
Pre-Trial Conference	0
<b>Total</b>	<b>7 100.0%</b>
<b>Established:</b>	
Stipulated by Genetic Tests	1 25.0%
Default - Father Failed to Appear	0
Adjudication by Court Proceeding	0
Out of State	3 75.0%
<b>Total</b>	<b>4 100.0%</b>
<b>Cases Pending 12/31/2022</b>	<b>3</b>

Data provided by PACSES

'Spousal & Child Support New Cases Filed, 2013-2022



## DEFINITIONS:

### ACKNOWLEDGEMENTS FILED:

**NON-DOMESTIC RELATIONS SECTION:** The voluntary Acknowledgement of Paternity by the alleged father.  
**DURING CONFERENCE:** The alleged father signed the Acknowledgement of Paternity-Waiver of Trial (PE-010) at the initial child support conference.  
**NON-STIPULATED (POST GENETIC TEST):** The alleged father signed the Acknowledgement of Paternity-Waiver of Trial after genetic tests were conducted and resulted in the alleged father being determined to be the biological father.  
**PRE-TRIAL CONFERENCE:** The alleged father signed the Acknowledgement of Paternity-Waiver of Trial at the pre-trial conference.

### ESTABLISHED:

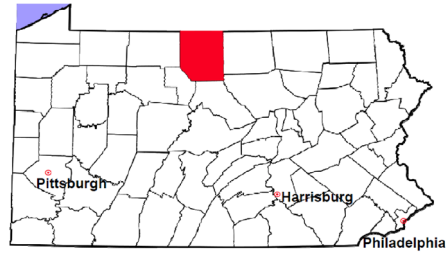
**STIPULATED BY GENETIC TESTS:** The alleged father requested genetic tests and signed a stipulation that if the test results had a 99% or higher probability of paternity then the alleged father would be stipulated as the biological father of the child.  
**DEFAULT - FATHER FAILED TO APPEAR:** The alleged father failed to appear after being served for either a support conference, hearing, or genetic test and a default paternity order was entered by the court.  
**ADJUDICATION BY COURT PROCEEDING:** The alleged father was determined to be the biological father of the child through a court proceeding.  
**OUT OF STATE:** Paternity was established in another state, "Out of state only".

# Potter County

2022 Population Estimate: 16,220

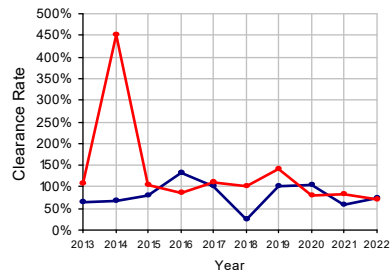
Class of County: 8th

No. of Common Pleas Court Judgeships: 1



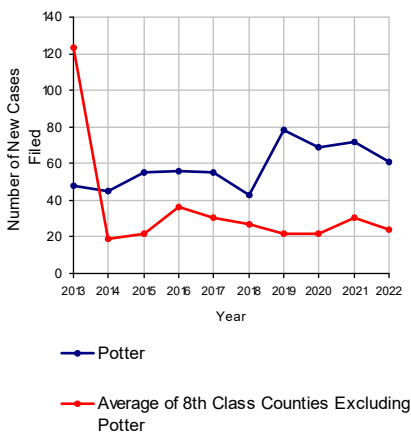
2022 Custody/Partial Custody/Visitation	No. of Petitions	
Cases Pending 1/1/2022	56	
New Cases Filed in 2022	61	
<b>Cases Available for Processing</b>	<b>117</b>	
Processed By:		
Judge	33	75.0%
Non-Judicial Officer	10	22.7%
Administrative Review/Purge	0	
Other	1	2.3%
<b>Cases Processed</b>	<b>44</b>	<b>100.0%</b>
<b>Cases Pending 12/31/2022</b>	<b>73</b>	

Clearance Rate, 2013-2022

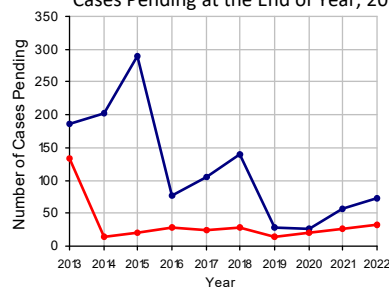


Note: Clearance Rate = Cases Processed / New Cases Filed

C Custody/Partial Custody/Visitation New Cases Filed, 2013-2022



C<sub>1</sub> Cases Pending at the End of Year, 2013-2022

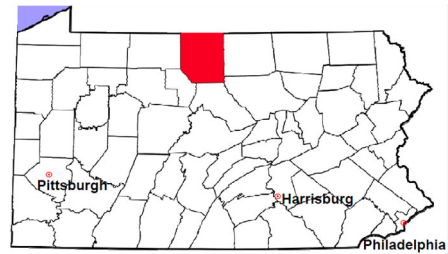


# Potter County

2022 Population estimate: 16,220

Class of County: 8th

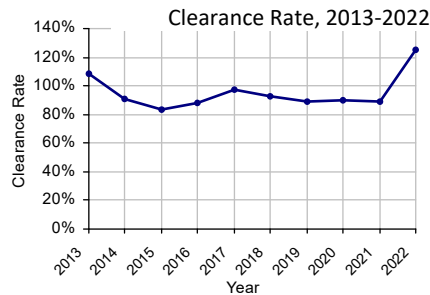
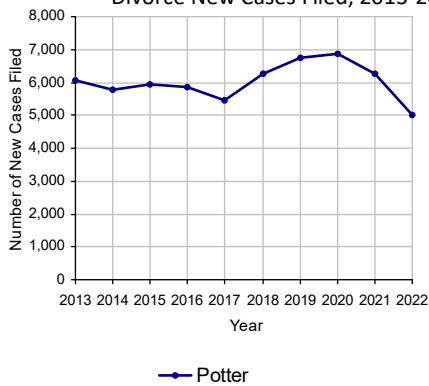
No. of Common Pleas Court Judgeships: 1



## 2022 Divorce

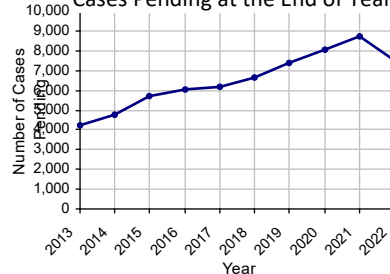
	No. of Petitions	
Cases Pending 1/1/2022	8,749	
New Cases Filed in 2022	4,990	
<b>Cases Available for Processing</b>	<b>13,739</b>	
Processed By:		
Contested Before a Judge	0	
Contested Before a Non-Judicial Officer	0	
Uncontested	6,246	100.0%
Administrative Review/Purge	0	
Other	1	<0.1%
<b>Cases Processed</b>	<b>6,247</b>	<b>100.0%</b>
<b>Cases Pending 12/31/2022</b>	<b>7,492</b>	

l Divorce New Cases Filed, 2013-2022



Note: Clearance Rate = Cases Processed / New Cases Filed

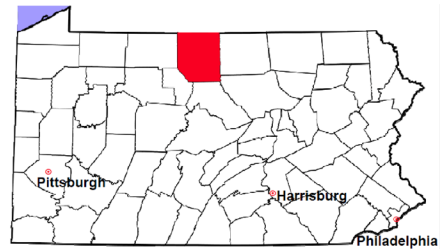
c Cases Pending at the End of Year, 2013-2022



Note. Due to a high number of out-of-district petitions, Potter County has a larger inventories than other 8th class counties. Therefore, it is not meaningful to compare Potter County with other 8th class counties.

# Potter County

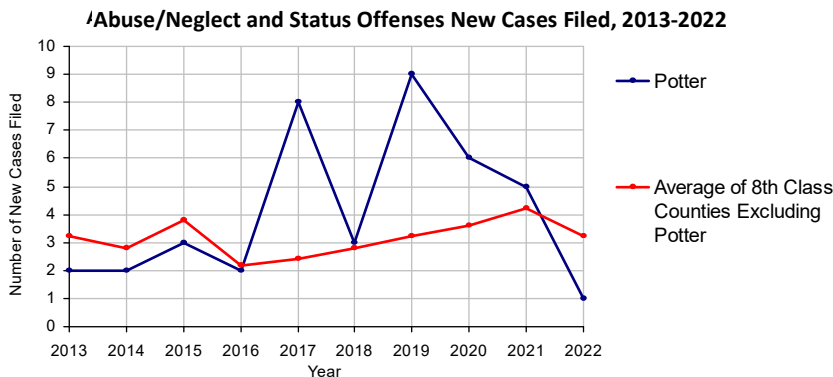
2022 Population estimate: 16,220  
 Class of County: 8th  
 No. of Common Pleas Court Judgeships: 1



## 2022 Juvenile Dependency - Petitions Pending Adjudication

	Abuse/ Neglect	Status Offenses	Total
Cases Pending 1/1/2022	0	0	0
New Petitions Filed in 2022	1	0	1
Other	0	0	0
<b>Total Petitions Available for Processing</b>	<b>1</b>	<b>0</b>	<b>1</b>
Processed by:			
Adjudicated Dependent			
Judge	0	0	0
Juvenile Court Hearing Officer	0	0	0
Adjudicated NOT Dependent			
Judge	0	0	0
Juvenile Court Hearing Officer	0	0	0
Withdrawn/Dismissed/Transferred	0	0	0
Other	0	0	0
<b>Total Petitions Processed</b>	<b>0</b>	<b>0</b>	<b>0</b>
<b>Cases Pending 12/31/2022</b>	<b>1</b>	<b>0</b>	<b>1</b>

Data provided by CPCMS

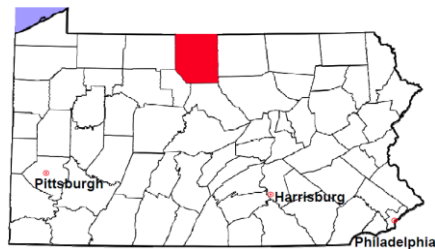


# Potter County

2022 Population estimate: 16,220

Class of County: 8th

No. of Common Pleas Court Judgeships: 1



## 2022 Juvenile Dependency - Adjudicated Dependent Inventory

	Abuse/ Neglect	Status Offenses	Total
Cases Pending 1/1/2022	6	0	6
New Adjudicated Dependent Cases	0	0	0
Other	0	0	0
<b>Total Adjudicated Dependent Cases</b>	<b>6</b>	<b>0</b>	<b>6</b>
<b><u>Court Supervision Terminated:</u></b>			
Family Reunification	0	0	0
Adoption	0	0	0
Placement with a Relative/Guardian	0	0	0
Aged Out	0	0	0
Other Permanency Outcomes*	0	0	0
Other**	0	0	0
<b>Total Adjudicated Dependent Cases Terminated</b>	<b>0</b>	<b>0</b>	<b>0</b>
<b>Cases Pending 12/31/2022</b>	<b>6</b>	<b>0</b>	<b>6</b>

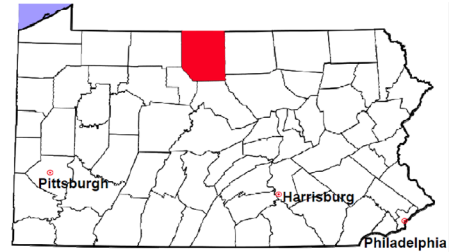
Data provided by CPCMS

\* Other Permanency Outcomes include: adjudicated delinquent, death due to natural causes, emancipation, permanent living arrangement, and parent has come forward.

\*\* Other includes cases where court supervision is terminated due to transfer out of jurisdiction, withdrawal and administrative closure.

# Potter County

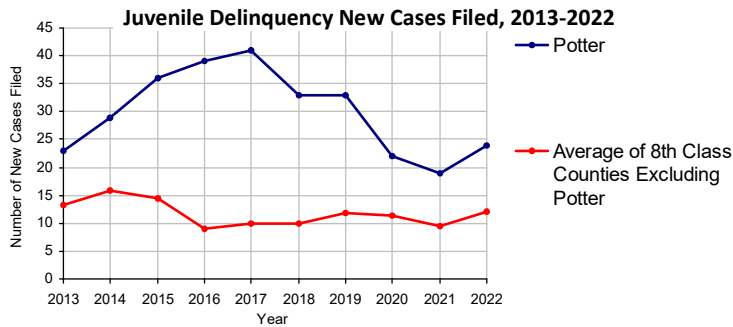
2022 Population estimate: 16,220  
 Class of County: 8th  
 No. of Common Pleas Court Judgeships: 1



## 2022 Juvenile Delinquency - Cases Pending Disposition

<b>Begin Pending</b>	<b>1</b>
New Cases	24
Consent Decree Revoked	0
Informal Adjustment Program Revoked	0
Alternative Program Revoked	0
Warrant Returned	0
Other	0
<b>Total Cases Available for Disposition</b>	<b>25</b>
<b>Warrant Issued</b>	<b>0</b>
<b>Disposed by:</b>	
Adjudicated Delinquent by a Judge	3
Adjudicated Delinquent by a Juvenile Court Hearing Officer	0
Consent Decree Entered	10
Informal Adjustment Program Entered	0
Warned and Counseled (Pre-Petition)	0
Dismissed/Withdrawn/Transferred	7
Transferred to Criminal Court	0
Other	0
<b>Total Cases Disposed</b>	<b>20</b>
<b>End Pending</b>	<b>5</b>

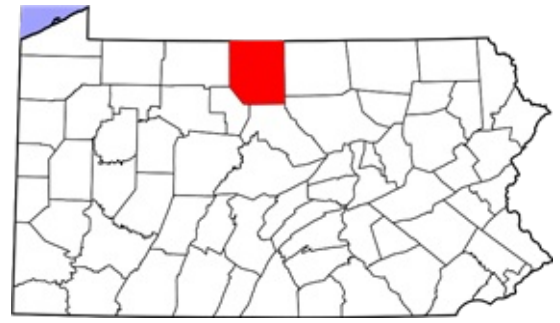
Data provided by CPCMS





# Potter County

2022 Population: 16,220  
 Class of County: 8th  
 No. of Common Pleas Judgeships: 1

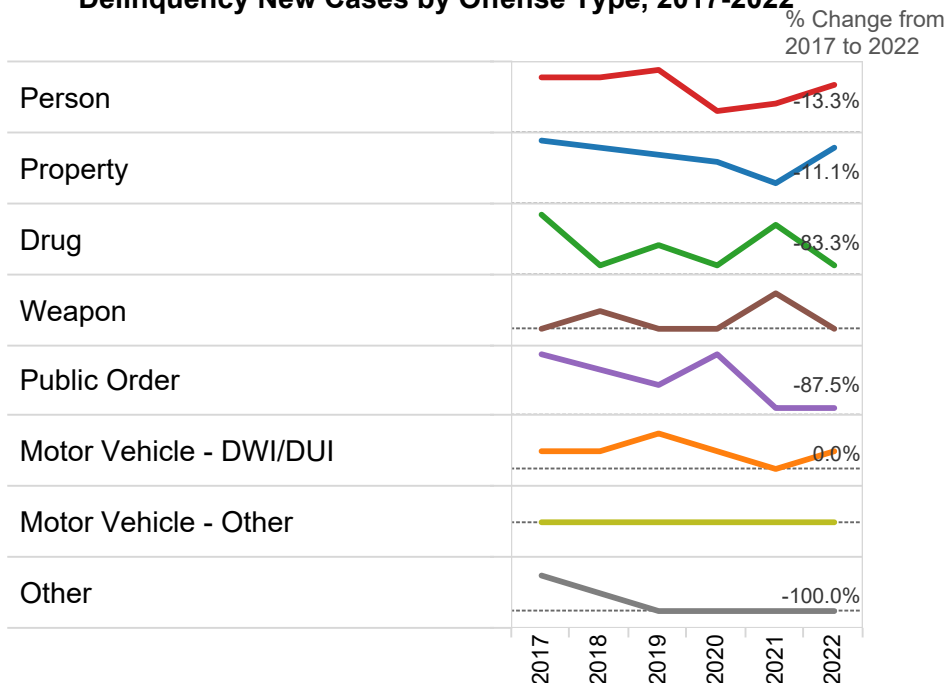


## 2022 Delinquency - New Cases by Offense Type

Case Type	Felony	Misdemeanor	Summary	Total	
Person	6	7	0	13	54.2%
Property	4	4	0	8	33.3%
Drug	0	1	0	1	4.2%
Weapon	0	0	0	0	0.0%
Public Order	0	1	0	1	4.2%
Motor Vehicle - DWI/DUI	0	1	0	1	4.2%
Motor Vehicle - Other	0	0	0	0	0.0%
Other	0	0	0	0	0.0%
<b>Total</b>	<b>10</b>	<b>14</b>	<b>0</b>	<b>24</b>	<b>100.0%</b>
	<b>41.7%</b>	<b>58.3%</b>	<b>0.0%</b>	<b>100.0%</b>	

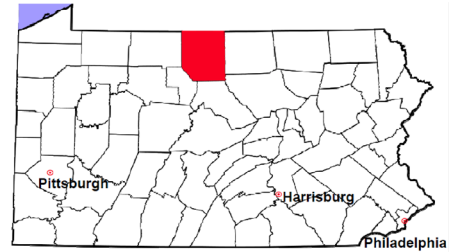
Data provided by CPCMS

### Delinquency New Cases by Offense Type, 2017-2022



# Potter County

2022 Population estimate: 16,220  
Class of County: 8th  
No. of Common Pleas Court Judgeships: 1



---

## 2022 Juvenile Delinquency - Formal Dispositions

---

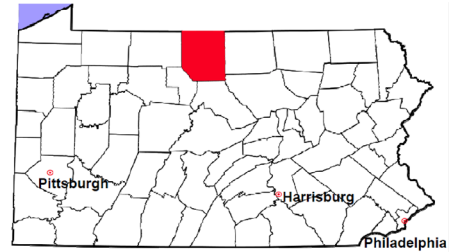
<b>Begin Pending</b>	<b>16</b>
Adjudicated Delinquent by a Judge	3
Adjudicated Delinquent by a Juvenile Court Hearing Officer	0
Warrant Returned	0
Other	0
<b>Total Adjudicated Delinquent Cases</b>	<b>19</b>
<b>Warrant Issued</b>	<b>0</b>
<b>Court Supervision Terminated:</b>	
Conditions Satisfied	6
Compelling Reasons	0
Reached Age 21	3
Transferred to Another Juvenile Court	0
Other	0
<b>Total Adjudicated Delinquent Cases Terminated</b>	<b>9</b>
<b>End Pending</b>	<b>10</b>

---

(R) - Revised  
Data provided by CPCMS

# Potter County

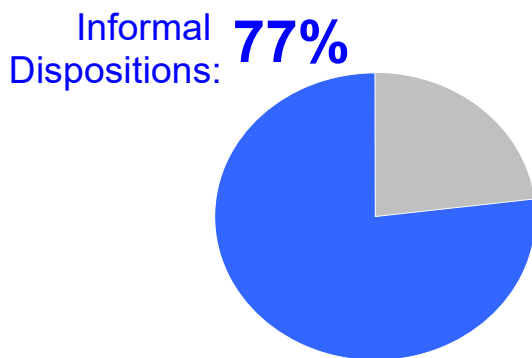
2022 Population estimate: 16,220  
 Class of County: 8th  
 No. of Common Pleas Court Judgeships: 1



## 2022 Juvenile Delinquency - Informal Dispositions

<b>Pending Consent Decrees</b>	<b>17</b>
<b>Pending Informal Adjustments</b>	<b>2</b>
New Consent Decrees	10
<b>New Informal Adjustments</b>	<b>0</b>
Warrant Returned	0
<b>Other</b>	<b>0</b>
<b>Cases Informally Disposed</b>	<b>29</b>
<b>Warrant Issued</b>	<b>0</b>
<b>Terminated by:</b>	
Consent Decree Completed	11
<b>Informal Adjustment Completed</b>	<b>2</b>
Consent Decree Revoked	0
Informal Adjustment Program Revoked	0
<b>Other</b>	<b>0</b>
<b>Total Informally Disposed Cases Terminated</b>	<b>13</b>
<b>End Pending</b>	<b>16</b>

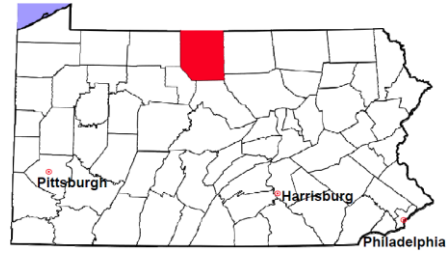
(R) - Revised  
 Data provided by CPCMS



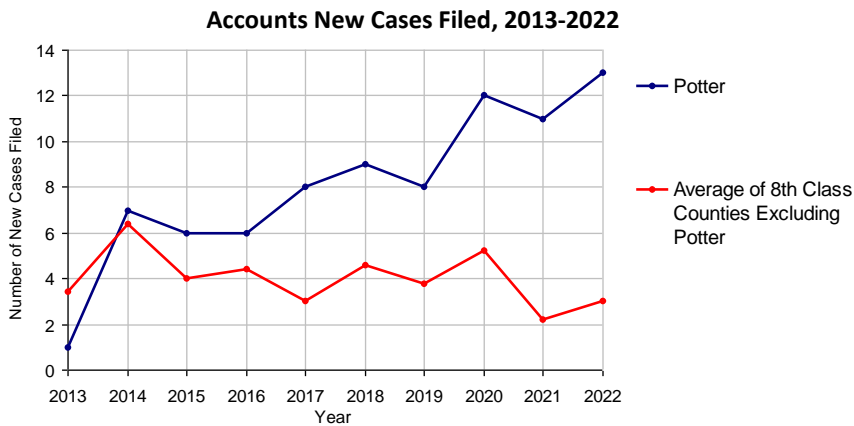
Delinquency Cases are disposed either formally, at a proceeding held before a judge or hearing officer, or informally without a proceeding. Informal dispositions include informal adjustments supervised by a juvenile probation officer; consent decrees agreed upon with the District Attorney after a petition is filed; or other pre-petition process by the juvenile probation department.

# Potter County

2022 Population estimate: 16,220  
 Class of County: 8th  
 No. of Common Pleas Court Judgeships: 1



<b>2022 Accounts</b>	<b>No. of Cases</b>	
Cases Pending 1/1/2022	3	
New Cases Filed in 2022	13	
<b>Cases Available for Processing</b>	<b>16</b>	
Processed By:		
Contested before a Judge	0	
Contested before a Non-Judicial Officer	0	
Uncontested	10	100.0%
Other	0	
<b>Cases Processed</b>	<b>10</b>	<b>100.0%</b>
<b>Cases Pending 12/31/2022</b>	<b>6</b>	

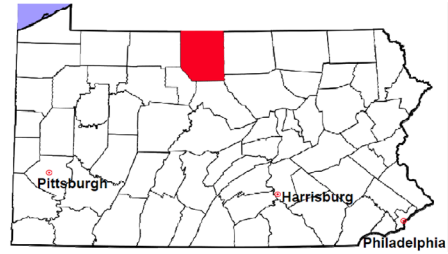


# Potter County

2022 Population estimate: 16,220

Class of County: 8th

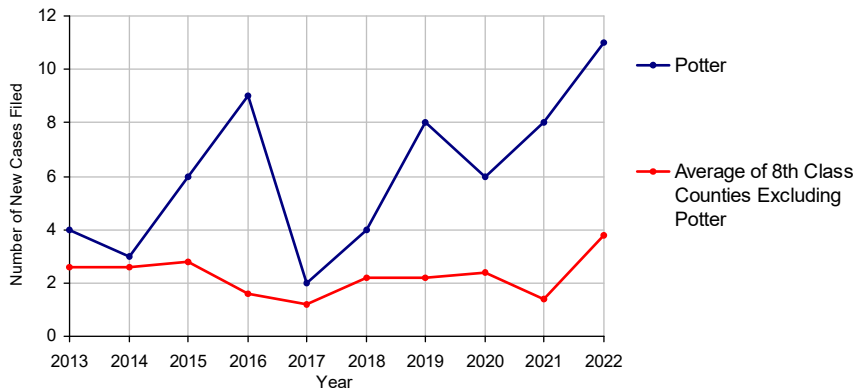
No. of Common Pleas Court Judgeships: 1



## 2022 Adoptions

		No. of Cases	
Cases Pending 1/1/2022		0	
New Cases Filed in 2022		11	
<b>Cases Available for Processing</b>		<b>11</b>	
Processed By:			
Contested before a Judge	Granted	0	
	Denied	0	
Uncontested	Granted	9	100.0%
	Denied	0	
Other		0	
<b>Cases Processed</b>		<b>9</b>	<b>100.0%</b>
<b>Cases Pending 12/31/2022</b>		<b>2</b>	

Adoptions New Cases Filed, 2013-2022

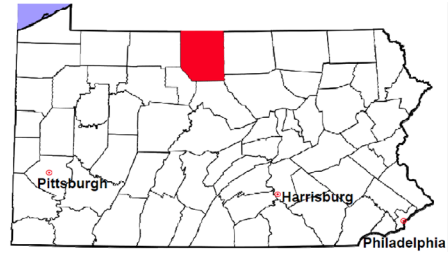


# Potter County

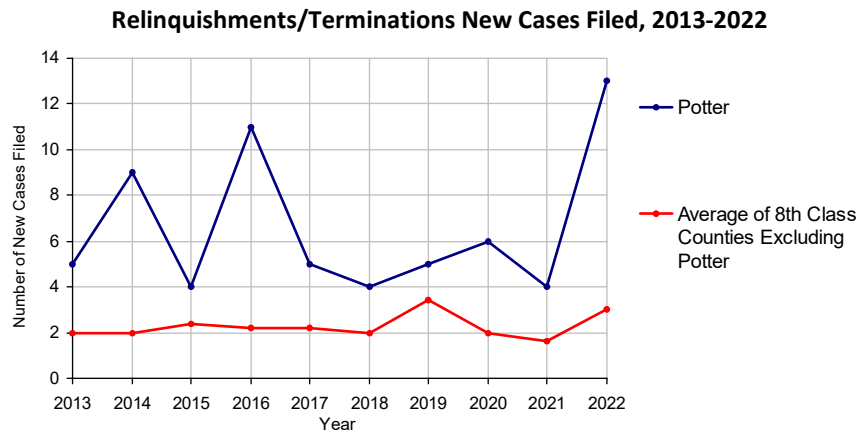
2022 Population estimate: 16,220

Class of County: 8th

No. of Common Pleas Court Judgeships: 1

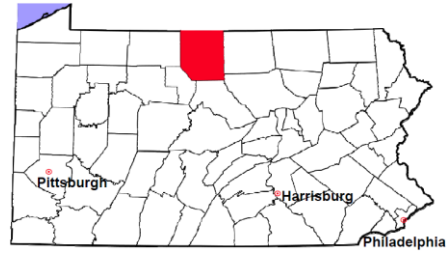


2022 Relinquishments/Terminations	No. of Cases	
Cases Pending 1/1/2022	0	
New Cases Filed in 2022	13	
<b>Cases Available for Processing</b>	<b>13</b>	
Processed By:		
Contested before a Judge	0	
Uncontested	6	50.0%
Other	6	50.0%
<b>Cases Processed</b>	<b>12</b>	<b>100.0%</b>
<b>Cases Pending 12/31/2022</b>	<b>1</b>	

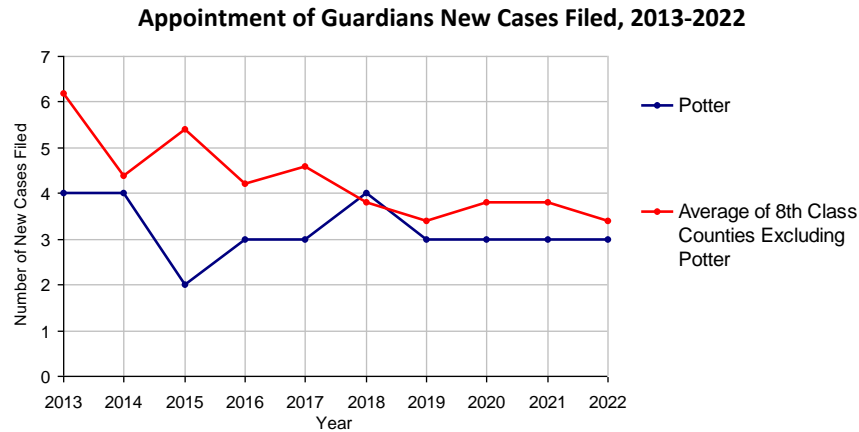


# Potter County

2022 Population estimate: 16,220  
 Class of County: 8th  
 No. of Common Pleas Court Judgeships: 1

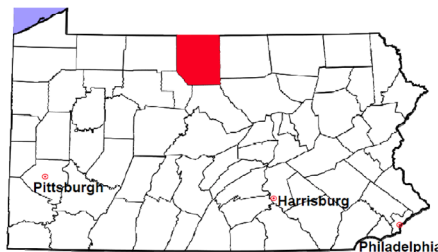


<b>2022 Appointment of Guardians</b>	<b>No. of Cases</b>
Cases Pending 1/1/2022	0
New Cases Filed in 2022	3
<b>Cases Available for Processing</b>	<b>3</b>
Processed By:	
Contested before a Judge	0
Uncontested	1 100.0%
Other	0
<b>Cases Processed</b>	<b>1 100.0%</b>
<b>Cases Pending 12/31/2022</b>	<b>2</b>



# Potter County

2022 Population estimate: 16,220  
 Class of County: 8th  
 No. of Common Pleas Court Judgeships: 1



## 2022 Jury Yield and Utilization

### Jury Yield

Qualification Questionnaires/Summonses Mailed:	958	A		
Returned Undeliverable:	110	B	11.5%	Of Qualification Questionnaires/ Summonses Mailed
Not Responded to:	88	C	9.2%	
the Number of Prospective Jurors:				
Disqualified:	29	D	3.0%	
Exempted:	40	E	4.2%	
Excused:	337	F	35.2%	
Deferred to New Term:	0	G		
Deferred from Previous Term:	0	H		
<b>Total Number of Qualified Jurors Available for Service:</b>	<b>354</b>	<b>I</b>	<b>37.0%</b>	

$I = A - B - C - D - E - F - G + H$

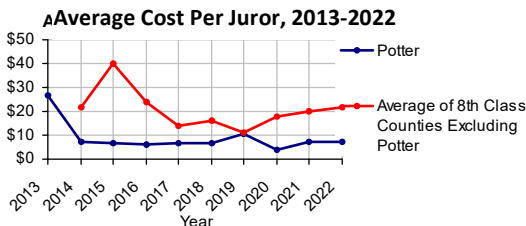
### Jury Utilization

the Number of Jurors:			
Reporting for Service:	294	83.1%	Of Jurors Qualified and Available
Told Not to Report for Service:	383	108.2%	
Sent to Courtroom for Jury Selection (Voir Dire):	471	160.2%	Of Jurors Reporting for Service
Impaneled or Sworn (jurors/alternates):	182	61.9%	
Removed for Cause/Hardship:	81		
Removed by Peremptory Challenge:	200		
Number of Jury Trials Started:	1		
Pool Days:	5		
Zero Panel Days:	0		(Of Pool Days)

### Jury Costs

Total Annual Budget for Juror Operations:	\$6,922.00	J
Average Cost Per Juror:	\$7.23	K

$K = J/A$



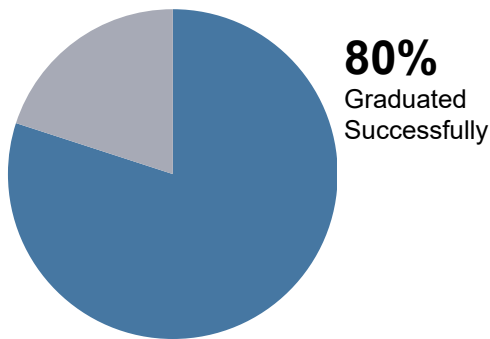


# Potter County


## 2022 Problem Solving Courts

5 Discharges

Of All Court Participants Discharged:



5 Admissions

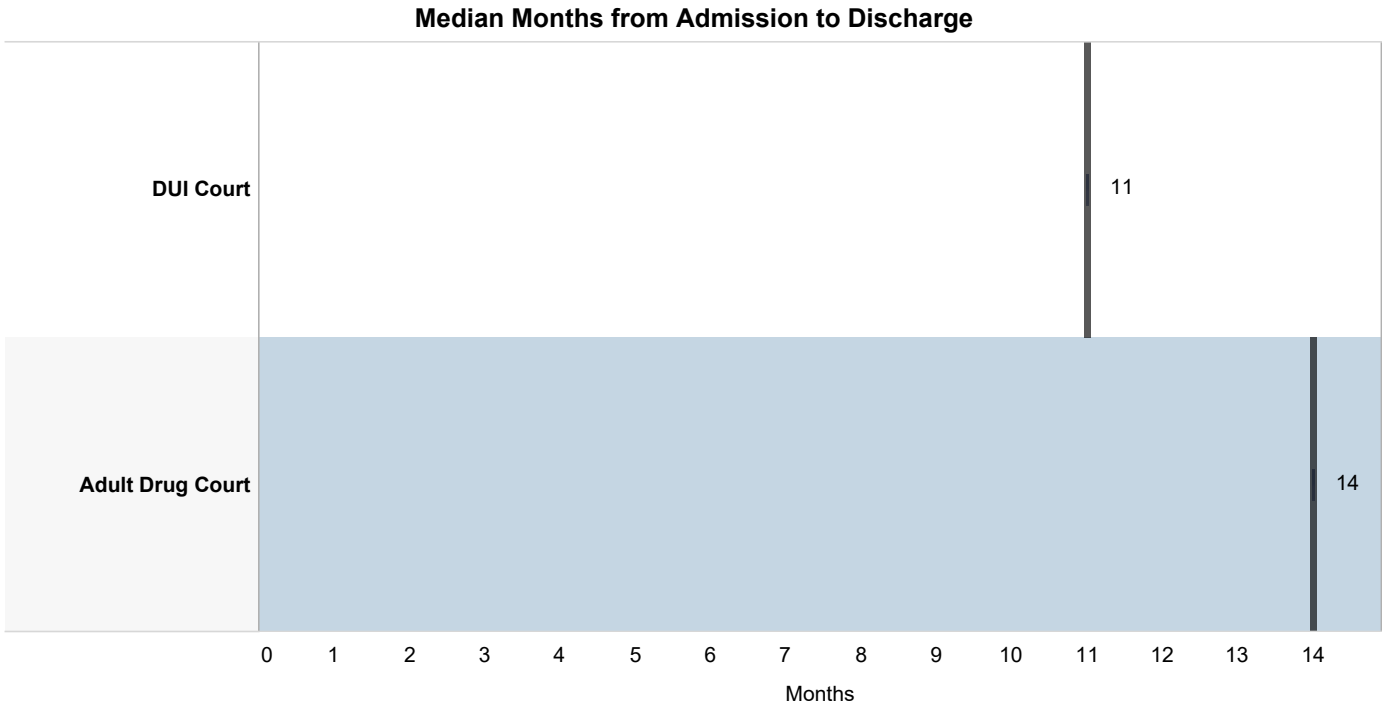


### Discharge Reason

	Successfully Completed	Other	Total Discharges
Adult Drug Court	3 (75.0%)	1 (25.0%)	4 (100.0%)
DUI Court	1 (100.0%)		1 (100.0%)

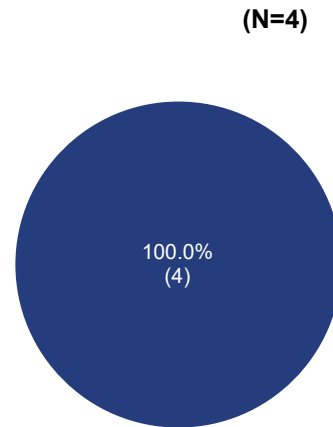

# Potter County

## 2022 Problem Solving Courts



Among successful graduates, there was a 100% increase in employment.

100% of the employed successful graduates were employed full time:



■ Employed Full Time



DEPARTMENT OF RESEARCH & STATISTICS

KIM NIEVES, PH.D.

DIRECTOR

ANDREW GINDER, MPA

ASSISTANT DIRECTOR

YAN LIU, M.S.

SENIOR STATISTICAL ANALYST

SASANKA ADIKARI, PH.D

DATA SCIENTIST

AMANDA PEREIRA

RESEARCH ASSISTANT