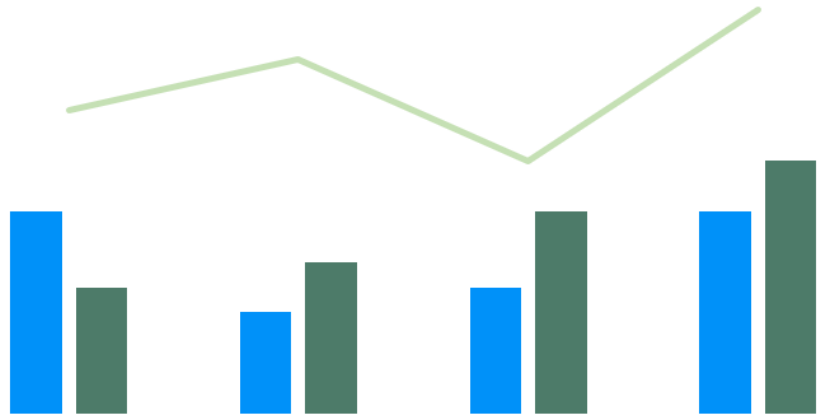


2022

Court of Common Pleas
Caseload Statistics for


Jefferson County



We are pleased to provide you with a copy of the 2022 County Caseload Display pages. They can also be viewed on the AOPC webpage at www.pacourts.us in the *News & Statistics* section under *Research & Statistics*.

Should you have any questions or comments, please do not hesitate to contact me at 717.231.3300.

Sincerely,

A handwritten signature in black ink, appearing to read "Sasanka", is written over a horizontal line. The signature is fluid and cursive.

Sasanka Adikari, Ph.D.
Data Scientist
Department of Research and Statistics

Table of Contents

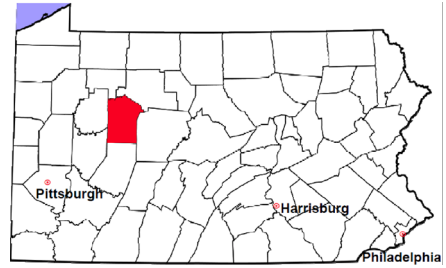
CPCMS Criminal	Page 1
CPCMS Criminal - New Cases by Case Type.....	Page 2
Civil.....	Page 3
Civil - Docketed Cases Listed by Case Type.....	Page 4
Protection From Abuse	Page 5
Spousal & Child Support and Paternity	Page 6
Custody/Partial Custody/Visitation.....	Page 7
Divorce	Page 8
Juvenile Dependency - Active Dependent Inventory	Page 9
Juvenile Dependency - Adjudicated Dependent Inventory	Page 10
Juvenile Delinquency - Cases Pending Disposition.....	Page 11
Juvenile Delinquency - New Cases by Case Type	Page 12
Juvenile Delinquency - Formal Dispositions	Page 13
Juvenile Delinquency - Informal Dispositions	Page 14
Accounts.....	Page 15
Adoptions.....	Page 16
Relinquishments/Terminations	Page 17
Appointment of Guardians	Page 18
Jury Yield and Utilization	Page 19
Problem Solving Courts.....	Pages 20-21

Jefferson County

2022 Population estimate: 43,794

Class of County: 6th

No. of Common Pleas Court Judgeships: 1



2022 Criminal	No. of Cases
---------------	--------------

Cases Pending 1/1/2022	190
New Cases Filed in 2022	671
Reopened Cases	48
Cases Available for Processing	909

Processed by:

Withdrawn/Dismissed	27	4.0%
Diversionsary Disposition*	201	29.7%
Guilty Plea	413	61.1%
Non-Jury Trial	1	0.1%
Jury Trial	2	0.3%
Inactive	22	3.3%
Other	10	1.5%
Total Cases Processed	676	100.0%

Cases Pending 12/31/2022 **233**

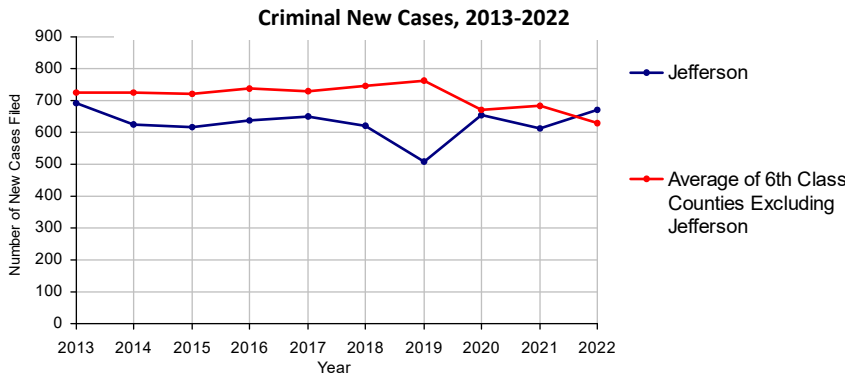
Cases Awaiting Sentencing 34

Data provided by CPCMS

* Includes other diversionsary programs such as Veterans Court.

Age of Pending Cases as of 12/31/2022		
---------------------------------------	--	--

0-60 Days	105	45.1%
61-120 Days	82	35.2%
121-180 Days	30	12.9%
181-240 Days	10	4.3%
241-300 Days	4	1.7%
301-360 Days	0	
Over 360 Days	2	0.9%
Total	233	100.0%



Jefferson County

2022 Population: 43,794
 Class of County: 6th
 No. of Common Pleas Judgeships: 1

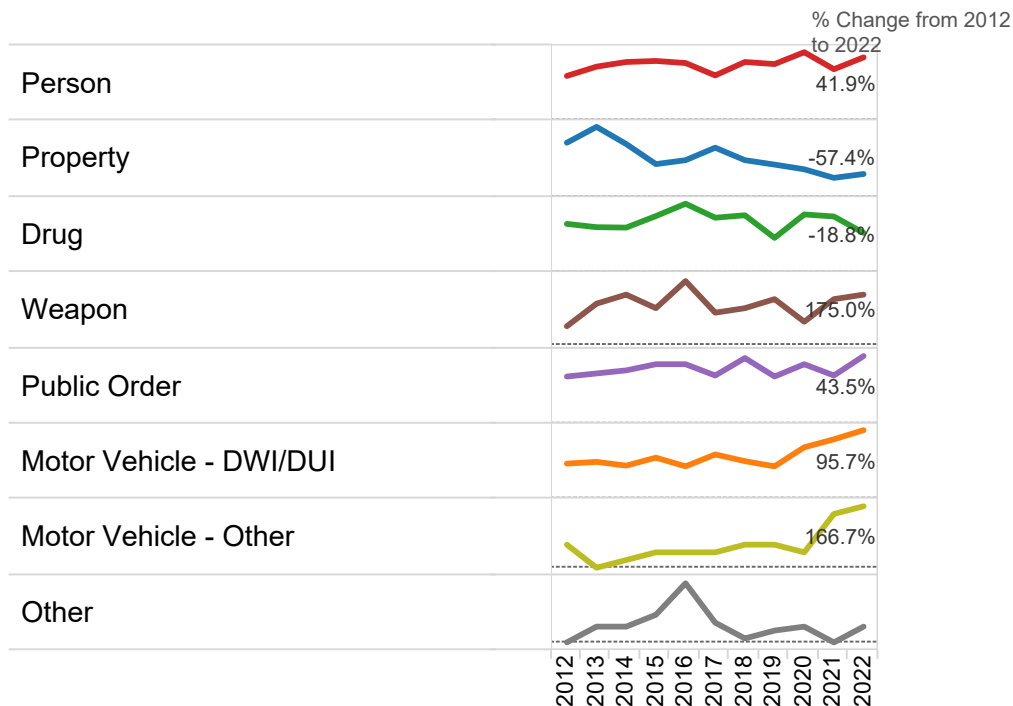


2022 Criminal - New Cases by Offense Type

Case Type	Felony	Misdemeanor	Summary	Total	
Person	52	70	0	122	18.2%
Property	54	35	0	89	13.3%
Drug	19	76	0	95	14.2%
Weapon	8	3	0	11	1.6%
Public Order	24	42	0	66	9.8%
Motor Vehicle - DWI/DUI	12	264	0	276	41.1%
Motor Vehicle - Other	0	7	1	8	1.2%
Other	4	0	0	4	0.6%
Total	173	497	1	671	100.0%
	25.8%	74.1%	0.1%	100.0%	

Data provided by CPCMS

Criminal New Cases by Offense Type, 2012-2022

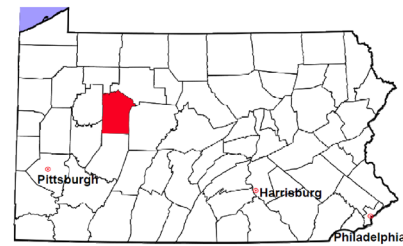


Jefferson County

2022 Population estimate: 43,794

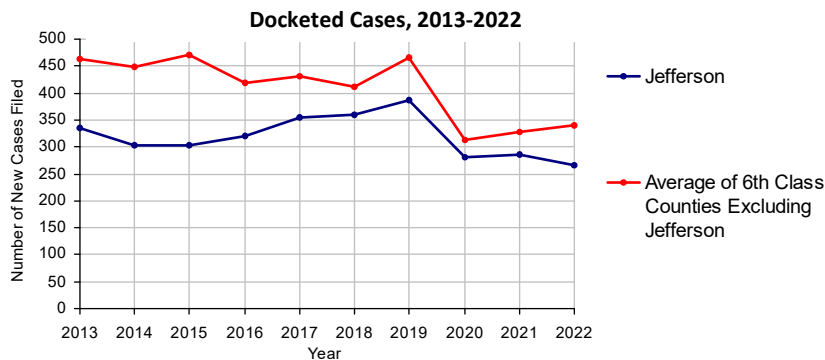
Class of County: 6th

No. of Common Pleas Court Judgeships: 1



2022 Civil	Civil Action	Other	Total
Cases Pending 1/1/2022	183	80	263
Docketed Cases	167	100	267
Arbitration Appeals	0	0	0
Transferred In	0	0	0
Returned to Active	4	1	5
Cases Available for Processing	354	181	535
Processed By:			
Default Judgments	68	26	94
Cases Decided by Arbitration Board	4	1	5
Dispositive Motions	15	26	41
Settlements	17	9	26
Moved to Inactive Status	1	2	3
Transferred/Withdrawn	0	0	0
Dismissed/Discontinued	58	24	82
Administrative Purge	11	5	16
Other	0	1	1
Jury Trial	0	0	0
Non-Jury Trial	0	1	1
Total Cases Processed	174	95	269
Cases Pending 12/31/2022	180	86	266

Age of Pending Cases as of 12/31/2022 (Civil Action Only)		
0-6 months	66	36.7%
7-12 months	30	16.7%
13-18 months	17	9.4%
19-24 months	26	14.4%
25-30 months	16	8.9%
31-36 months	10	5.6%
37-42 months	8	4.4%
43-48 months	4	2.2%
49-54 months	1	0.6%
55-60 months	0	
61-66 months	0	
67-72 months	2	1.1%
Over 72 months	0	
Total	180	100.0%

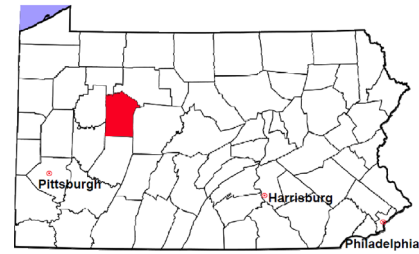


Jefferson County

2022 Population estimate: 43,794

Class of County: 6th

No. of Common Pleas Court Judgeships: 1



2022 Civil - Docketed Cases Listed by Case Type

TORT	26	9.7%
<i>(does not include mass tort)</i>		
Intentional	0	
Malicious Prosecution	0	
Motor Vehicle	14	
Nuisance	0	
Premise Liability	7	
Product Liability	0	
Slander/Libel/Defamation	0	
Other	5	
MASS TORT	0	
Asbestos	0	
Tobacco	0	
Toxic Tort - DES	0	
Toxic Tort - Implant	0	
Toxic Waste	0	
Other	0	
PROFESSIONAL LIABILITY	5	1.9%
Dental	0	
Legal	0	
Medical Malpractice	5	
Other	0	
CONTRACT	135	50.6%
<i>(does not include judgments)</i>		
Buyer Plaintiff	2	
Debt Collection: Credit Card	53	
Debt Collection: Other	70	
Employment Dispute: Discrimination	0	
Employment Dispute: Other	1	
Other	9	

REAL PROPERTY	54	20.2%
Ejectment*	4	
Eminent Domain/Condemnation*	1	
Ground Rent	0	
Landlord/Tenant Dispute	1	
Mortgage Foreclosure:		
Residential*	34	
Commercial*	0	
Partition of Real Property*	5	
Quiet Title*	6	
Other*	3	
CIVIL APPEALS	27	10.1%
<i>- Administrative Agencies</i>		
Board of Assessment*	6	
Board of Elections*	0	
Dept. of Transportation*	10	
Zoning Board*	0	
Statutory Appeal - Other*	3	
Other*	8	
MISCELLANEOUS	20	7.5%
Common Law/		
Statutory Arbitration*	0	
Declaratory Judgment*	2	
Mandamus*	0	
Non-Domestic Relations		
Restraining Order*	2	
Quo Warranto*	0	
Replevin*	2	
Other*	14	
TOTAL DOCKETED CASES:	267	100.0%

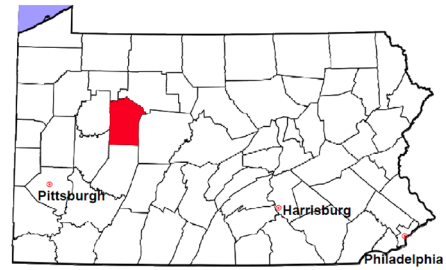
Of the Docketed Cases:

Pro Se Filings:	16	6.0%	Class Action Suits:	1	0.4%	MDJ Appeals:	12	4.5%
-----------------	----	------	---------------------	---	------	--------------	----	------

*Civil Other

Jefferson County

2022 Population estimate: 43,794
 Class of County: 6th
 No. of Common Pleas Court Judgeships: 1



2022 Protection From Abuse

**No. of
Petitions**

Cases Pending 1/1/2022 9 (R)

New Cases Filed in 2022 89

Of these, Petitions Requesting Temporary Orders: 89 (100.0%)

Temporary Orders DENIED: 16 (18.0%), Temporary Orders GRANTED: 73 (82.0%)

Cases Available for Processing 98

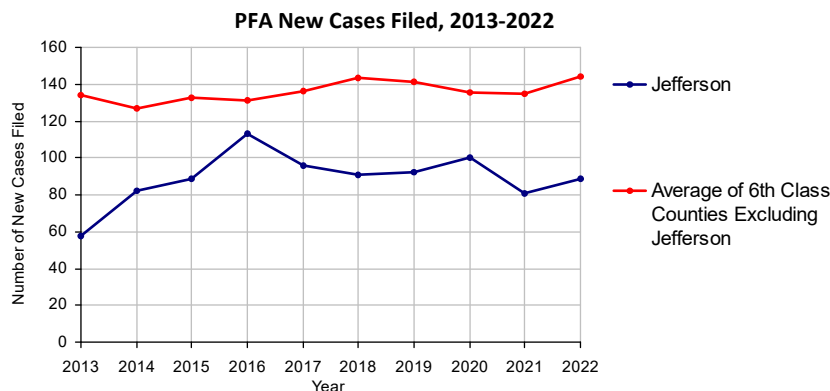
Processed By:

Temporary Order DENIED After Ex Parte Hearing and No Evidentiary Hearing Scheduled	16	17.8%
Temporary Order DISMISSED After Evidentiary Hearing and No Final Order Entered	1	1.1%
Final Order DENIED After Evidentiary Hearing Before a Judge or a Judicial Officer	3	3.3%
Final Order GRANTED After Evidentiary Hearing Before a Judge or a Judicial Officer	17	18.9%
Plaintiff Did Not Appear For Evidentiary Hearing	1	1.1%
Final Order by STIPULATION OR AGREEMENT Between the Parties	40	44.4%
Petition WITHDRAWN by Plaintiff	12	13.3%
TRANSFERRED to Another Jurisdiction	0	
Other	0	

Cases Processed 90 100.0%

Cases Pending 12/31/2022 8

(R) - Revised

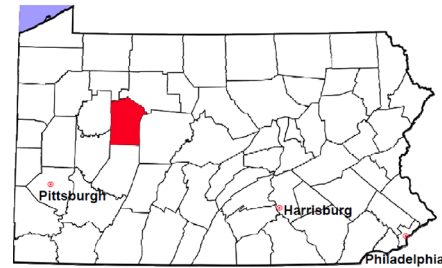


Jefferson County

2022 Population estimate: 43,794

Class of County: 6th

No. of Common Pleas Court Judgeships: 1



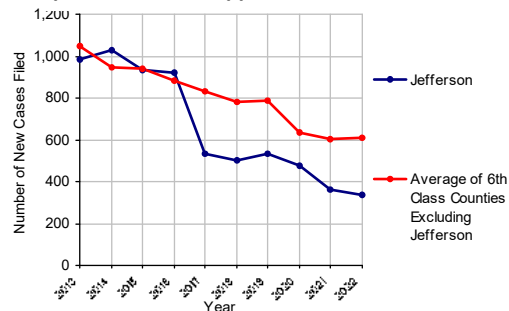
2022 Spousal & Child Support	No. of Petitions
Cases Pending 1/1/2022	68
New Cases Filed in 2022	339
Dockets Transferred In (+)	12
Dockets Transferred Out (-)	6
Cases Available for Processing	413
Processed By:	
Judge	15 4.3%
Intake Officer	330 95.7%
Hearing Officer	0
Other	0
Cases Processed	345 100.0%
Cases Pending 12/31/2022	68

Data provided by PACSES

2022 Paternity	No. of Cases
Acknowledgements Filed:	
Non-Domestic Relations Section	58 85.3%
During Conference	2 2.9%
Non-Stipulated (post genetic test)	1 1.5%
Pre-Trial Conference	7 10.3%
Total	68 100.0%
Established:	
Stipulated by Genetic Tests	7 29.2%
Default - Father Failed to Appear	14 58.3%
Adjudication by Court Proceeding	0
Out of State	3 12.5%
Total	24 100.0%
Cases Pending 12/31/2022	10

Data provided by PACSES

Spousal & Child Support New Cases Filed, 2013-2022



DEFINITIONS:

ACKNOWLEDGEMENTS FILED:

NON-DOMESTIC RELATIONS SECTION: The voluntary Acknowledgement of Paternity by the alleged father.
DURING CONFERENCE: The alleged father signed the Acknowledgement of Paternity-Waiver of Trial (PE-010) at the initial child support conference.
NON-STIPULATED (POST GENETIC TEST): The alleged father signed the Acknowledgement of Paternity-Waiver of Trial after genetic tests were conducted and resulted in the alleged father being determined to be the biological father.
PRE-TRIAL CONFERENCE: The alleged father signed the Acknowledgement of Paternity-Waiver of Trial at the pre-trial conference.

ESTABLISHED:

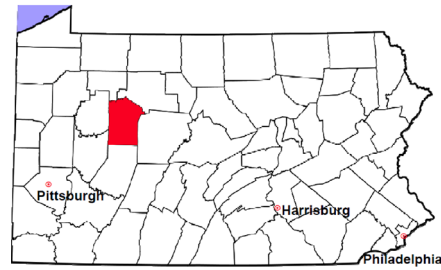
STIPULATED BY GENETIC TESTS: The alleged father requested genetic tests and signed a stipulation that if the test results had a 99% or higher probability of paternity then the alleged father would be stipulated as the biological father of the child.
DEFAULT - FATHER FAILED TO APPEAR: The alleged father failed to appear after being served for either a support conference, hearing, or genetic test and a default paternity order was entered by the court.
ADJUDICATION BY COURT PROCEEDING: The alleged father was determined to be the biological father of the child through a court proceeding.
OUT OF STATE: Paternity was established in another state, "Out of state only".

Jefferson County

2022 Population Estimate: 43,794

Class of County: 6th

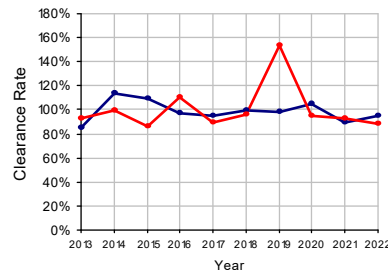
No. of Common Pleas Court Judgeships: 1



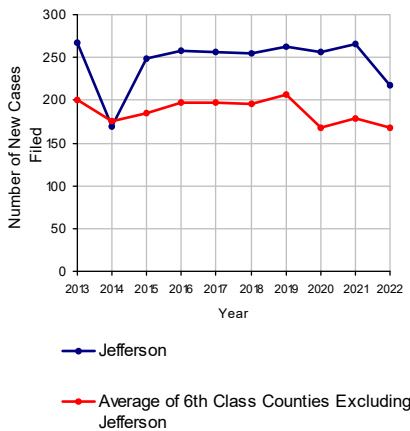
2022 Custody/Partial Custody/Visitation	No. of Petitions	
Cases Pending 1/1/2022	92 (R)	
New Cases Filed in 2022	217	
Cases Available for Processing	309	
Processed By:		
Judge	19	9.2%
Non-Judicial Officer	73	35.3%
Administrative Review/Purge	0	
Other	115	55.6%
Cases Processed	207	100.0%
Cases Pending 12/31/2022	102	

(R) - Revised

Clearance Rate, 2013-2022

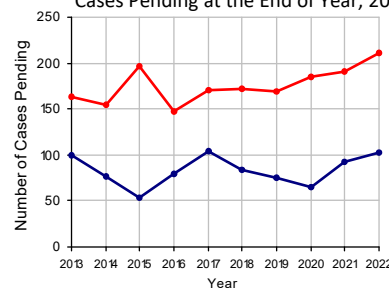


C Custody/Partial Custody/Visitation New Cases Filed, 2013-2022



Note: Clearance Rate = Cases Processed / New Cases Filed

C Cases Pending at the End of Year, 2013-2022

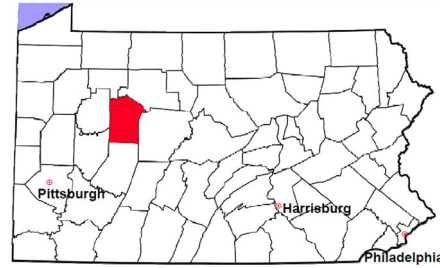


Jefferson County

2022 Population estimate: 43,794

Class of County: 6th

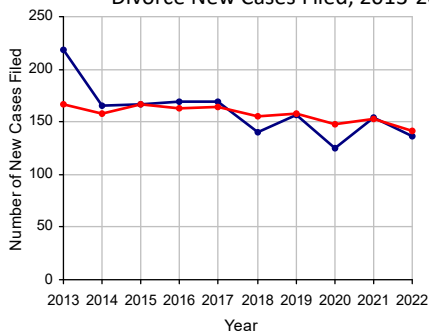
No. of Common Pleas Court Judgeships: 1



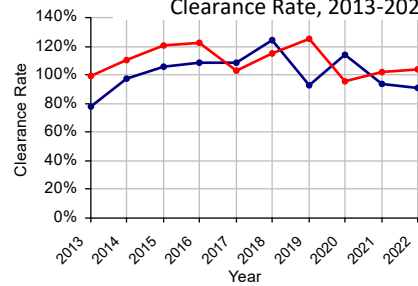
2022 Divorce

	No. of Petitions	
Cases Pending 1/1/2022	162	
New Cases Filed in 2022	136	
Cases Available for Processing	298	
Processed By:		
Contested Before a Judge	0	
Contested Before a Non-Judicial Officer	2	1.6%
Uncontested	114	91.9%
Administrative Review/Purge	5	4.0%
Other	3	2.4%
Cases Processed	124	100.0%
Cases Pending 12/31/2022	174	

l Divorce New Cases Filed, 2013-2022

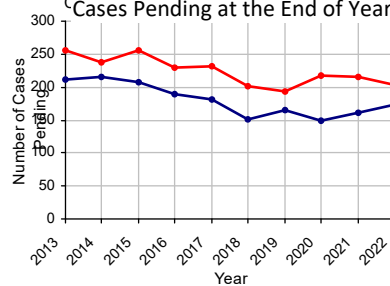


Clearance Rate, 2013-2022



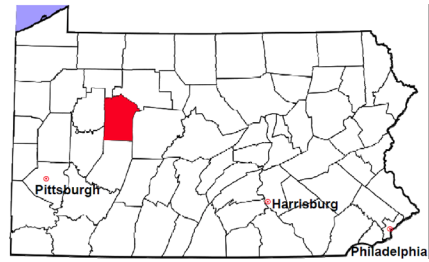
Note: Clearance Rate = Cases Processed / New Cases Filed

c Cases Pending at the End of Year, 2013-2022



Jefferson County

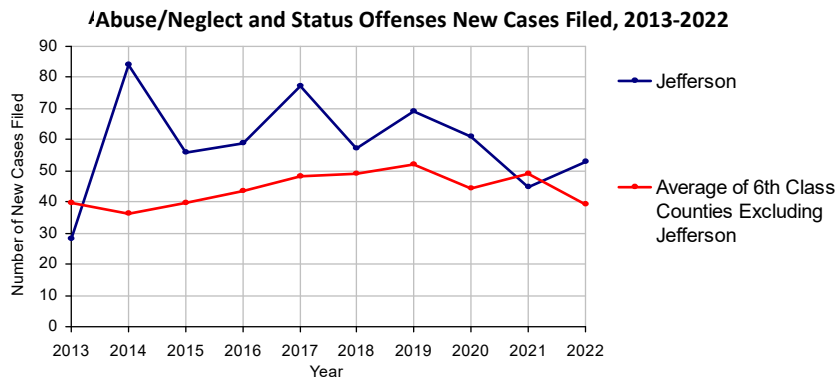
2022 Population estimate: 43,794
 Class of County: 6th
 No. of Common Pleas Court Judgeships: 1



2022 Juvenile Dependency - Petitions Pending Adjudication

	Abuse/ Neglect	Status Offenses	Total
Cases Pending 1/1/2022	0	0	0
New Petitions Filed in 2022	53	0	53
Other	13	0	13
Total Petitions Available for Processing	66	0	66
Processed by:			
Adjudicated Dependent			
Judge	63	0	63
Juvenile Court Hearing Officer	0	0	0
Adjudicated NOT Dependent			
Judge	0	0	0
Juvenile Court Hearing Officer	0	0	0
Withdrawn/Dismissed/Transferred	0	0	0
Other	1	0	1
Total Petitions Processed	64	0	64
Cases Pending 12/31/2022	2	0	2

Data provided by CPCMS

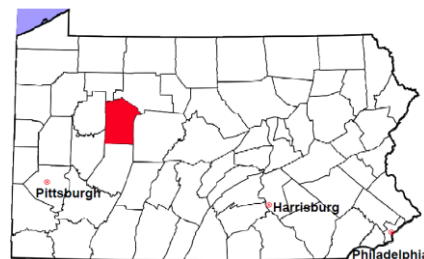


Jefferson County

2022 Population estimate: 43,794

Class of County: 6th

No. of Common Pleas Court Judgeships: 1



2022 Juvenile Dependency - Adjudicated Dependent Inventory

	Abuse/ Neglect	Status Offenses	Total
Cases Pending 1/1/2022	96	2	98
New Adjudicated Dependent Cases	63	0	63
Other	1	0	1
Total Adjudicated Dependent Cases	160	2	162
<u>Court Supervision Terminated:</u>			
Family Reunification	34 36.2%	0	34 35.4%
Adoption	34 36.2%	1 50.0%	35 36.5%
Placement with a Relative/Guardian	14 14.9%	0	14 14.6%
Aged Out	4 4.3%	1 50.0%	5 5.2%
Other Permanency Outcomes*	0	0	0
Other**	8 8.5%	0	8 8.3%
Total Adjudicated Dependent Cases Terminated	94 100.0%	2 100.0%	96 100.0%
Cases Pending 12/31/2022	66	0	66

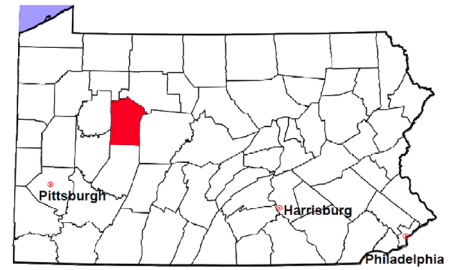
Data provided by CPCMS

* Other Permanency Outcomes include: adjudicated delinquent, death due to natural causes, emancipation, permanent living arrangement, and parent has come forward.

** Other includes cases where court supervision is terminated due to transfer out of jurisdiction, withdrawal and administrative closure.

Jefferson County

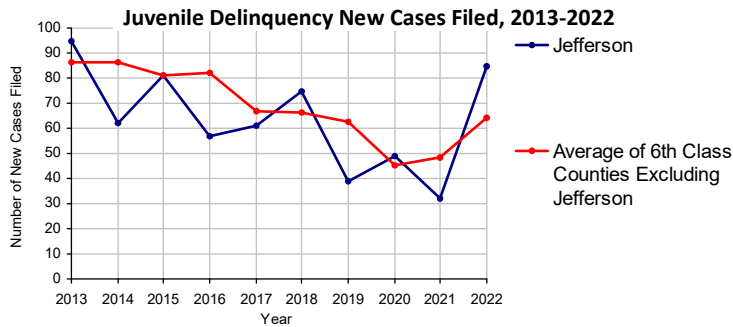
2022 Population estimate: 43,794
 Class of County: 6th
 No. of Common Pleas Court Judgeships: 1



2022 Juvenile Delinquency - Cases Pending Disposition

Begin Pending	8
New Cases	85
Consent Decree Revoked	0
Informal Adjustment Program Revoked	0
Alternative Program Revoked	0
Warrant Returned	0
Other	7
Total Cases Available for Disposition	100
Warrant Issued	0
Disposed by:	
Adjudicated Delinquent by a Judge	10
Adjudicated Delinquent by a Juvenile Court Hearing Officer	0
Consent Decree Entered	64
Informal Adjustment Program Entered	0
Warned and Counseled (Pre-Petition)	0
Dismissed/Withdrawn/Transferred	10
Transferred to Criminal Court	0
Other	3
Total Cases Disposed	87
End Pending	13

Data provided by CPCMS



Jefferson County

2022 Population: 43,794
 Class of County: 6th
 No. of Common Pleas Judgeships: 1

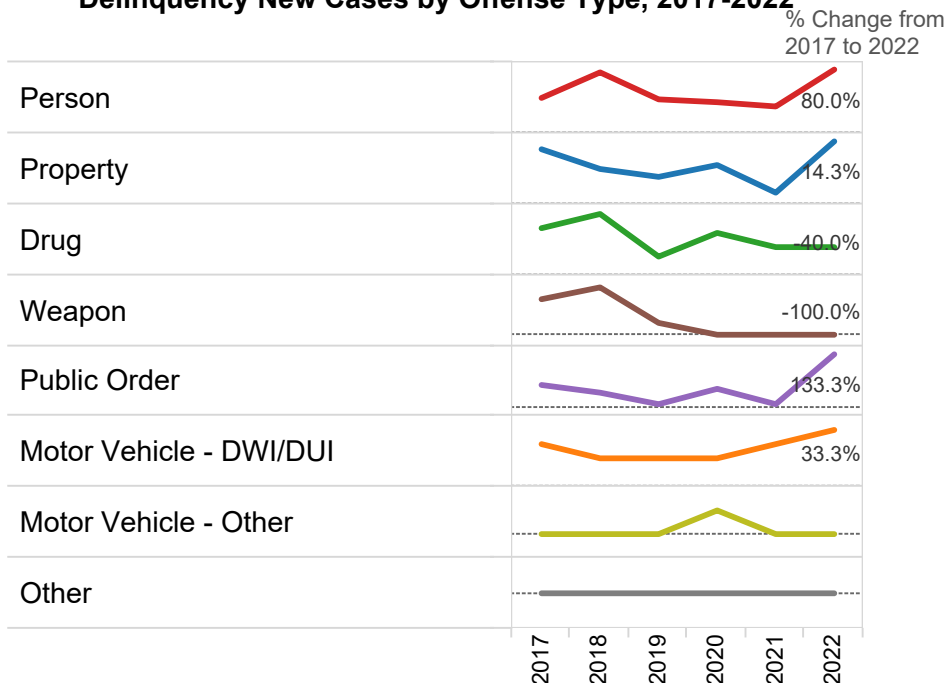


2022 Delinquency - New Cases by Offense Type

Case Type	Felony	Misdemeanor	Summary	Total	
Person	14	31	0	45	52.9%
Property	2	14	0	16	18.8%
Drug	0	6	0	6	7.1%
Weapon	0	0	0	0	0.0%
Public Order	1	11	2	14	16.5%
Motor Vehicle - DWI/DUI	0	4	0	4	4.7%
Motor Vehicle - Other	0	0	0	0	0.0%
Other	0	0	0	0	0.0%
Total	17	66	2	85	100.0%
	20.0%	77.6%	2.4%	100.0%	

Data provided by CPCMS

Delinquency New Cases by Offense Type, 2017-2022

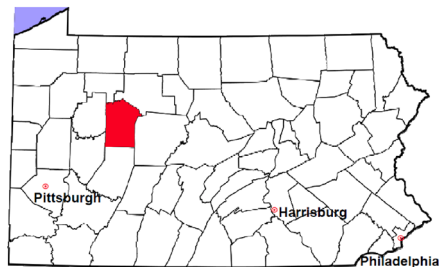


Jefferson County

2022 Population estimate: 43,794

Class of County: 6th

No. of Common Pleas Court Judgeships: 1



2022 Juvenile Delinquency - Formal Dispositions

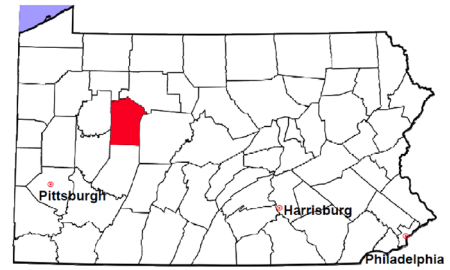
Begin Pending	18
Adjudicated Delinquent by a Judge	10
Adjudicated Delinquent by a Juvenile Court Hearing Officer	0
Warrant Returned	0
Other	1
Total Adjudicated Delinquent Cases	29
Warrant Issued	0
Court Supervision Terminated:	
Conditions Satisfied	10
Compelling Reasons	1
Reached Age 21	0
Transferred to Another Juvenile Court	0
Other	1
Total Adjudicated Delinquent Cases Terminated	12
End Pending	17

(R) - Revised

Data provided by CPCMS

Jefferson County

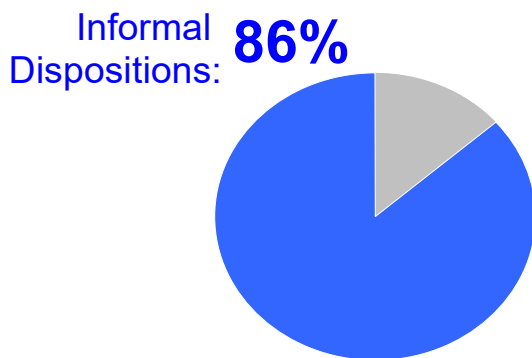
2022 Population estimate: 43,794
 Class of County: 6th
 No. of Common Pleas Court Judgeships: 1



2022 Juvenile Delinquency - Informal Dispositions

Pending Consent Decrees	14
Pending Informal Adjustments	0
New Consent Decrees	64
New Informal Adjustments	0
Warrant Returned	0
Other	1
Cases Informally Disposed	79
Warrant Issued	0
Terminated by:	
Consent Decree Completed	30
Informal Adjustment Completed	0
Consent Decree Revoked	0
Informal Adjustment Program Revoked	0
Other	2
Total Informally Disposed Cases Terminated	32
End Pending	47

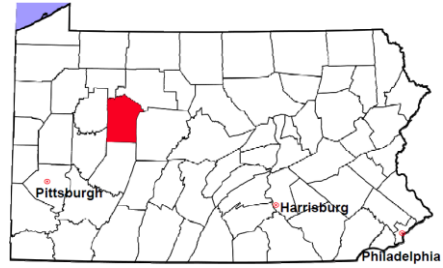
(R) - Revised
 Data provided by CPCMS



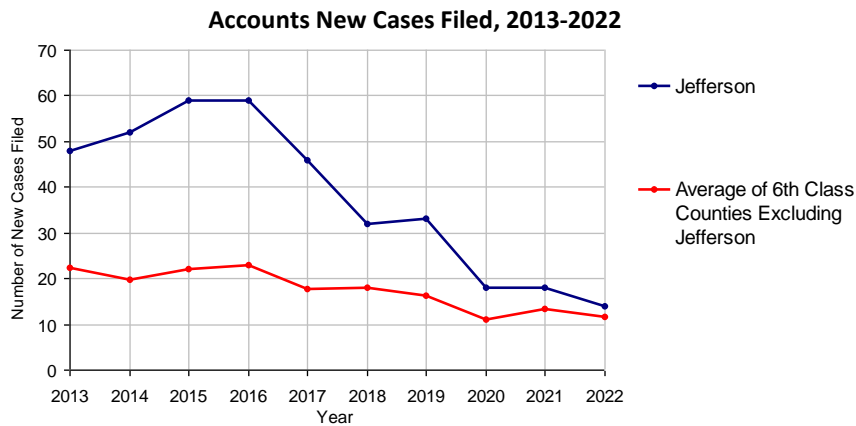
Delinquency Cases are disposed either formally, at a proceeding held before a judge or hearing officer, or informally without a proceeding. Informal dispositions include informal adjustments supervised by a juvenile probation officer; consent decrees agreed upon with the District Attorney after a petition is filed; or other pre-petition process by the juvenile probation department.

Jefferson County

2022 Population estimate: 43,794
 Class of County: 6th
 No. of Common Pleas Court Judgeships: 1

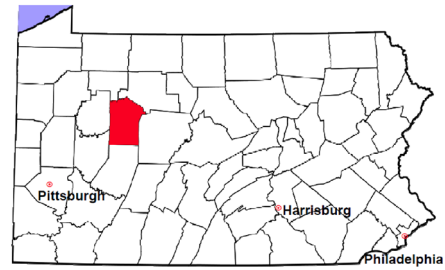


2022 Accounts	No. of Cases	
Cases Pending 1/1/2022	9	
New Cases Filed in 2022	14	
Cases Available for Processing	23	
Processed By:		
Contested before a Judge	0	
Contested before a Non-Judicial Officer	0	
Uncontested	18	100.0%
Other	0	
Cases Processed	18	100.0%
Cases Pending 12/31/2022	5	



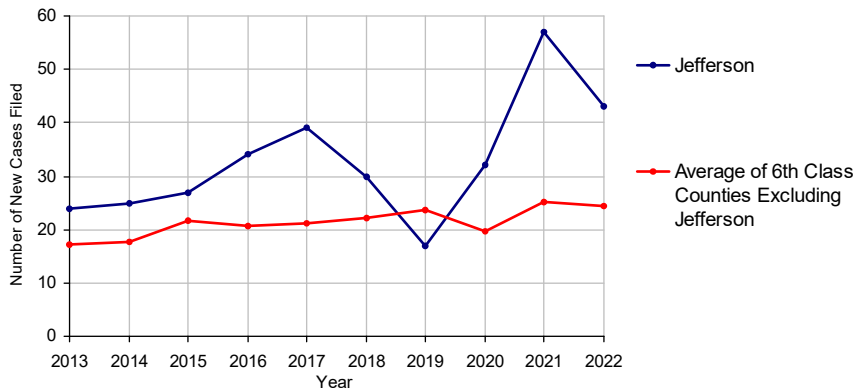
Jefferson County

2022 Population estimate: 43,794
 Class of County: 6th
 No. of Common Pleas Court Judgeships: 1



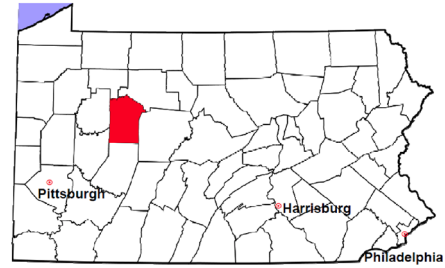
2022 Adoptions		No. of Cases	
Cases Pending 1/1/2022		14	
New Cases Filed in 2022		43	
Cases Available for Processing		57	
Processed By:			
Contested before a Judge	Granted	0	
	Denied	0	
Uncontested	Granted	49	100.0%
	Denied	0	
Other		0	
Cases Processed		49	100.0%
Cases Pending 12/31/2022		8	

Adoptions New Cases Filed, 2013-2022

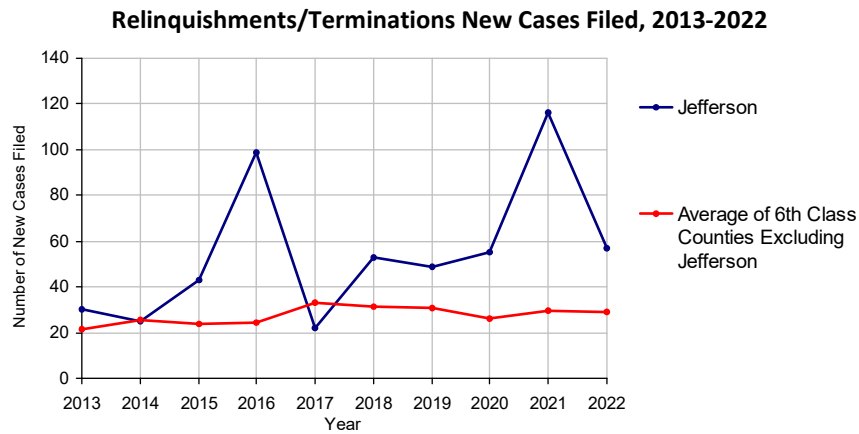


Jefferson County

2022 Population estimate: 43,794
 Class of County: 6th
 No. of Common Pleas Court Judgeships: 1

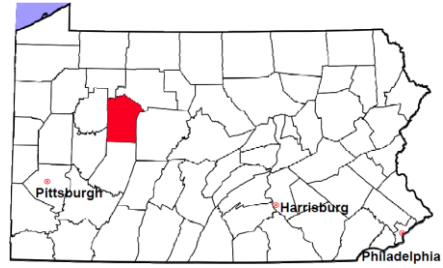


2022 Relinquishments/Terminations	No. of Cases
Cases Pending 1/1/2022	27
New Cases Filed in 2022	57
Cases Available for Processing	84
Processed By:	
Contested before a Judge	0
Uncontested	59 100.0%
Other	0
Cases Processed	59 100.0%
Cases Pending 12/31/2022	25

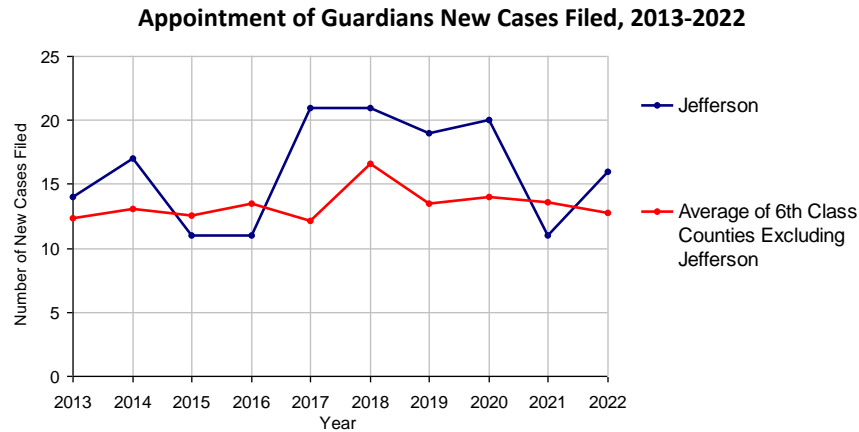


Jefferson County

2022 Population estimate: 43,794
 Class of County: 6th
 No. of Common Pleas Court Judgeships: 1

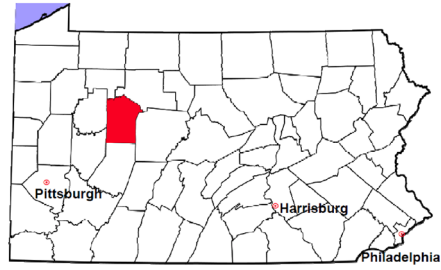


2022 Appointment of Guardians	No. of Cases
Cases Pending 1/1/2022	20
New Cases Filed in 2022	16
Cases Available for Processing	36
Processed By:	
Contested before a Judge	0
Uncontested	12 100.0%
Other	0
Cases Processed	12 100.0%
Cases Pending 12/31/2022	24



Jefferson County

2022 Population estimate: 43,794
 Class of County: 6th
 No. of Common Pleas Court Judgeships: 1



2022 Jury Yield and Utilization

Jury Yield

Qualification Questionnaires/Summonses Mailed:	875	A		
Returned Undeliverable:	58	B	6.6%	Of Qualification Questionnaires/ Summonses Mailed
Not Responded to:	146	C	16.7%	
the Number of Prospective Jurors:				
Disqualified:	53	D	6.1%	
Exempted:	96	E	11.0%	
Excused:	215	F	24.6%	
Deferred to New Term:	217	G	24.8%	
Deferred from Previous Term:	293	H	33.5%	
Total Number of Qualified Jurors Available for Service:	383	I	43.8%	

$I = A - B - C - D - E - F - G + H$

Jury Utilization

the Number of Jurors:			
Reporting for Service:	223	58.2%	Of Jurors Qualified and Available
Told Not to Report for Service:	369	96.3%	
Sent to Courtroom for Jury Selection (Voir Dire):	141	63.2%	Of Jurors Reporting for Service
Impaneled or Sworn (jurors/alternates):	28	12.6%	
Removed for Cause/Hardship:	113		
Removed by Peremptory Challenge:	0		
Number of Jury Trials Started:	2		
Pool Days:	4		
Zero Panel Days	2	50.0%	(Of Pool Days)

Jury Costs

Total Annual Budget for Juror Operations:	\$28,760.00	J
Average Cost Per Juror:	\$32.87	K

$K = J/A$



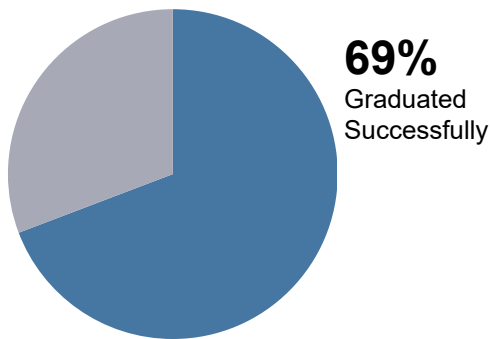
Jefferson County

2022 Problem Solving Courts

13 Discharges

5 Admissions

Of All Court Participants Discharged:



Adult Drug Court



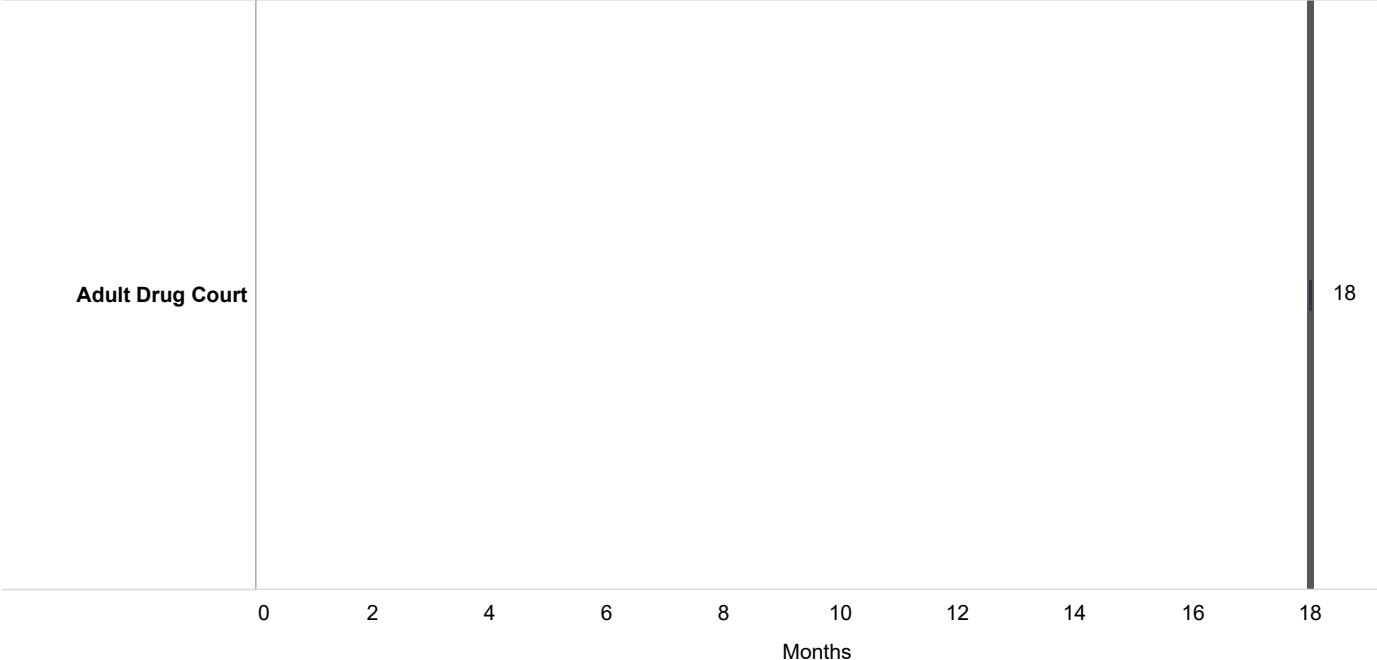
Discharge Reason

	Successfully Completed	Unsuccessful /Non-Compliant	Unsuccessful /Absconded	Other	Total Discharges
Adult Drug Court	9 (69.2%)	2 (15.4%)	1 (7.7%)	1 (7.7%)	13 (100.0%)

Jefferson County

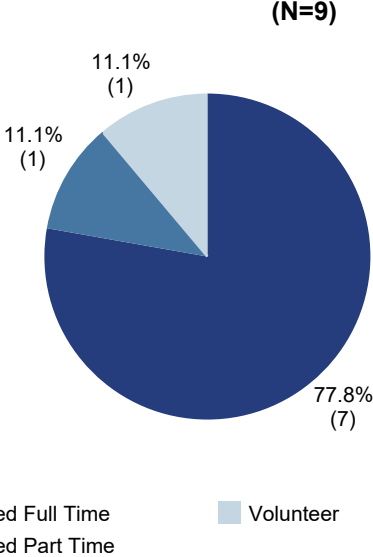
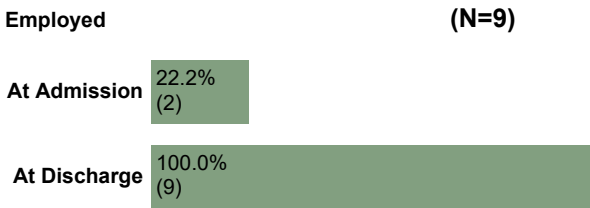
2022 Problem Solving Courts

Median Months from Admission to Discharge



Among successful graduates, there was a 350% increase in employment.

78% of the employed successful graduates were employed full time:



DEPARTMENT OF RESEARCH & STATISTICS

KIM NIEVES, PH.D.

DIRECTOR

ANDREW GINDER, MPA

ASSISTANT DIRECTOR

YAN LIU, M.S.

SENIOR STATISTICAL ANALYST

SASANKA ADIKARI, PH.D

DATA SCIENTIST

AMANDA PEREIRA

RESEARCH ASSISTANT