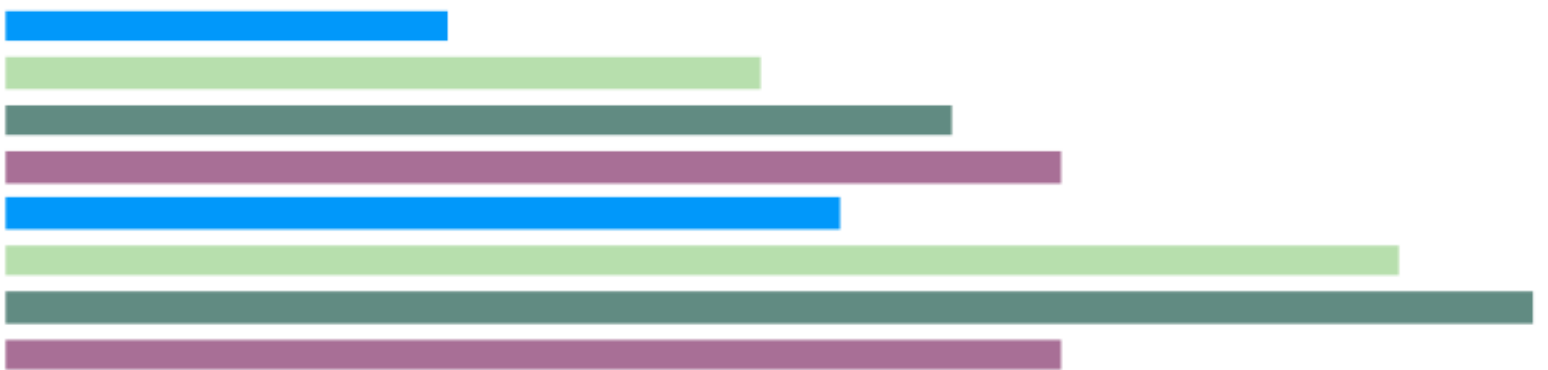
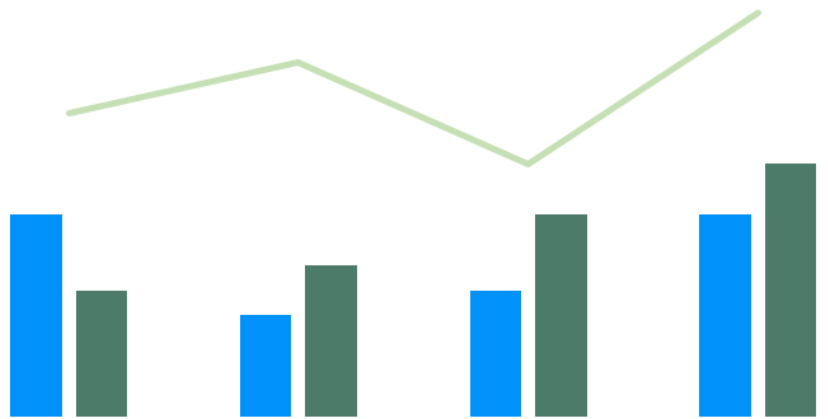
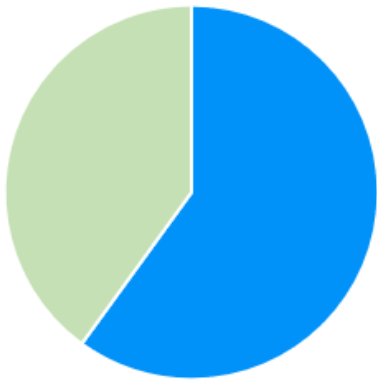


# 2022

Court of Common Pleas  
Caseload Statistics for

# Delaware County






We are pleased to provide you with a copy of the 2022 County Caseload Display pages. They can also be viewed on the AOPC webpage at [www.pacourts.us](http://www.pacourts.us) in the *News & Statistics* section under *Research & Statistics*.

Should you have any questions or comments, please do not hesitate to contact me at 717.231.3300.

Sincerely,

A handwritten signature in black ink, appearing to read 'Sasanka', is written over a horizontal line. The signature is fluid and cursive.

Sasanka Adikari, Ph.D.  
Data Scientist  
Department of Research and Statistics



# Table of Contents

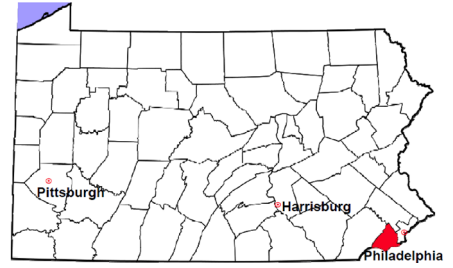
CPCMS Criminal .....	Page 1
CPCMS Criminal - New Cases by Case Type.....	Page 2
Civil.....	Page 3
Civil - Docketed Cases Listed by Case Type.....	Page 4
Protection From Abuse .....	Page 5
Spousal & Child Support and Paternity .....	Page 6
Custody/Partial Custody/Visitation.....	Page 7
Divorce .....	Page 8
Juvenile Dependency - Active Dependent Inventory .....	Page 9
Juvenile Dependency - Adjudicated Dependent Inventory .....	Page 10
Juvenile Delinquency - Cases Pending Disposition.....	Page 11
Juvenile Delinquency - New Cases by Case Type .....	Page 12
Juvenile Delinquency - Formal Dispositions .....	Page 13
Juvenile Delinquency - Informal Dispositions .....	Page 14
Accounts.....	Page 15
Adoptions.....	Page 16
Relinquishments/Terminations .....	Page 17
Appointment of Guardians .....	Page 18
Jury Yield and Utilization .....	Page 19
Problem Solving Courts.....	Pages 20-21

# Delaware County

2022 Population estimate: 575,182

Class of County: 2A

No. of Common Pleas Court Judgeships: 21



2022 Criminal	No. of Cases
Cases Pending 1/1/2022	3,310
New Cases Filed in 2022	5,705
Reopened Cases	581
<b>Cases Available for Processing</b>	<b>9,596</b>

**Processed by:**

Withdrawn/Dismissed	360	5.8%
Diversionsary Disposition*	1,017	16.4%
Guilty Plea	4,142	66.9%
Non-Jury Trial	92	1.5%
Jury Trial	61	1.0%
Inactive	468	7.6%
Other	51	0.8%
<b>Total Cases Processed</b>	<b>6,191</b>	<b>100.0%</b>

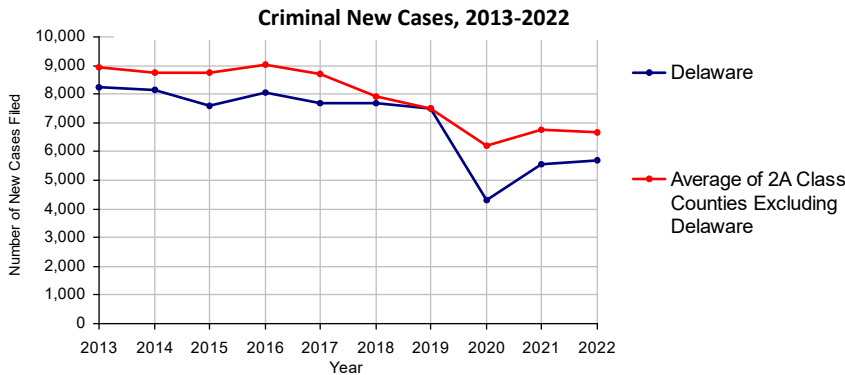
**Cases Pending 12/31/2022** **3,405**

Cases Awaiting Sentencing 158

Data provided by CPCMS

\* Includes other diversionsary programs such as Veterans Court.

Age of Pending Cases as of 12/31/2022		
0-60 Days	952	28.0%
61-120 Days	601	17.7%
121-180 Days	373	11.0%
181-240 Days	291	8.5%
241-300 Days	275	8.1%
301-360 Days	195	5.7%
Over 360 Days	718	21.1%
<b>Total</b>	<b>3,405</b>	<b>100.0%</b>



# Delaware County

2022 Population: 575,182  
 Class of County: 2A  
 No. of Common Pleas Judgeships: 21

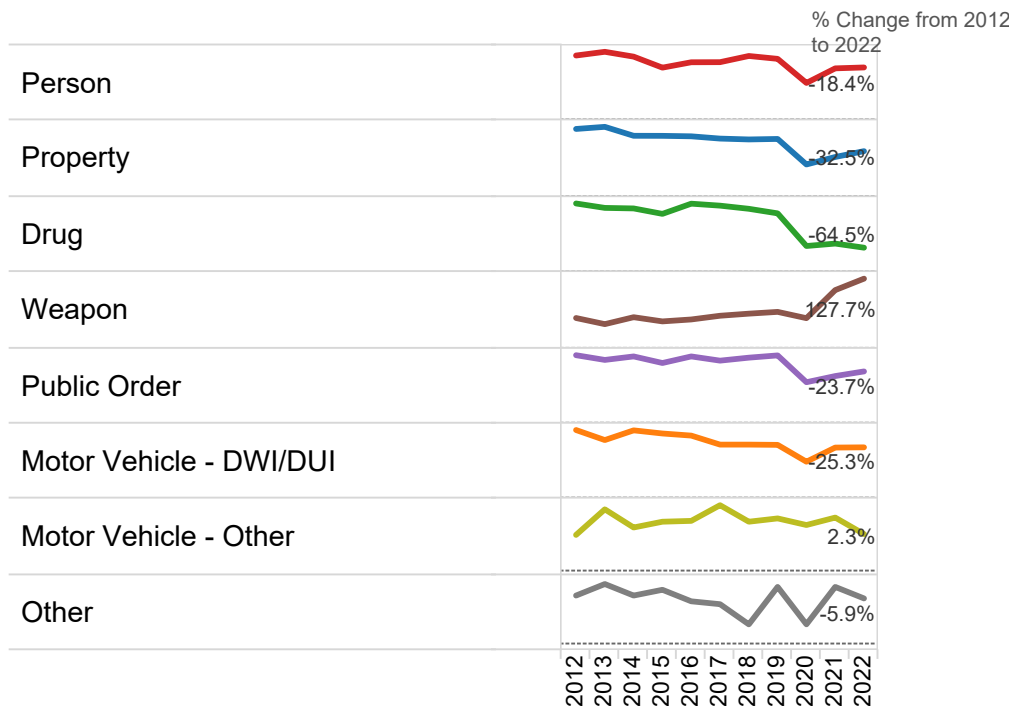


## 2022 Criminal - New Cases by Offense Type

Case Type	Felony	Misdemeanor	Summary	Total	
Person	579	469	4	<b>1,052</b>	<b>18.4%</b>
Property	848	532	15	<b>1,395</b>	<b>24.5%</b>
Drug	196	663	6	<b>865</b>	<b>15.2%</b>
Weapon	385	49	1	<b>435</b>	<b>7.6%</b>
Public Order	162	344	3	<b>509</b>	<b>8.9%</b>
Motor Vehicle - DWI/DUI	37	1,349	2	<b>1,388</b>	<b>24.3%</b>
Motor Vehicle - Other	8	36	1	<b>45</b>	<b>0.8%</b>
Other	16	0	0	<b>16</b>	<b>0.3%</b>
<b>Total</b>	<b>2,231</b>	<b>3,442</b>	<b>32</b>	<b>5,705</b>	<b>100.0%</b>
	<b>39.1%</b>	<b>60.3%</b>	<b>0.6%</b>	<b>100.0%</b>	

Data provided by CPCMS

### Criminal New Cases by Offense Type, 2012-2022

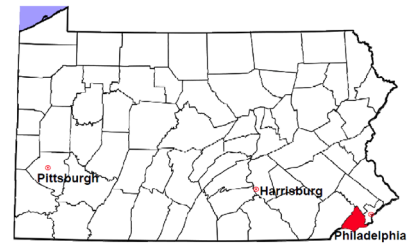


# Delaware County

2022 Population estimate: 575,182

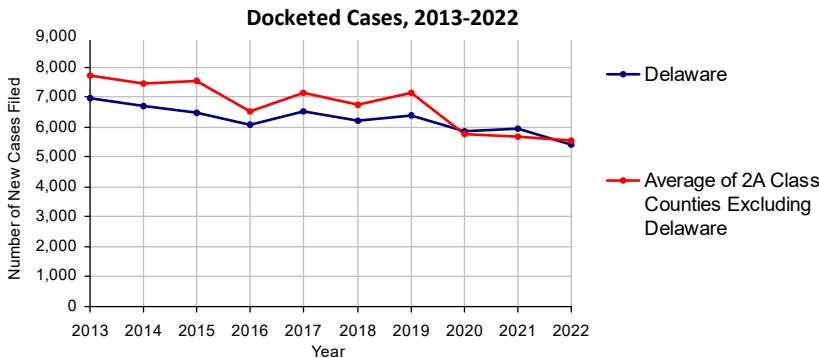
Class of County: 2A

No. of Common Pleas Court Judgeships: 21



<b>2022 Civil</b>	<b>Civil Action</b>	<b>Other</b>	<b>Total</b>
Cases Pending 1/1/2022	5,933	3,976	9,909
Docketed Cases	3,331	2,092	5,423
Arbitration Appeals	118	22	140
Transferred In	82	6	88
Returned to Active	7	4	11
<b>Cases Available for Processing</b>	<b>9,471</b>	<b>6,100</b>	<b>15,571</b>
Processed By:			
Default Judgments	705	356	1,061
Cases Decided by Arbitration Board	334	147	481
Dispositive Motions	28	141	169
Settlements	1,530	525	2,055
Moved to Inactive Status	20	8	28
Transferred/Withdrawn	832	410	1,242
Dismissed/Discontinued	80	163	243
Administrative Purge	1	0	1
Other	36	22	58
Jury Trial	17	0	17
Non-Jury Trial	17	29	46
<b>Total Cases Processed</b>	<b>3,600</b>	<b>1,801</b>	<b>5,401</b>
<b>Cases Pending 12/31/2022</b>	<b>5,871</b>	<b>4,299</b>	<b>10,170</b>

<b>Age of Pending Cases as of 12/31/2022 (Civil Action Only)</b>		
0-6 months	1,477	25.2%
7-12 months	1,016	17.3%
13-18 months	590	10.0%
19-24 months	543	9.2%
25-30 months	438	7.5%
31-36 months	364	6.2%
37-42 months	364	6.2%
43-48 months	271	4.6%
49-54 months	211	3.6%
55-60 months	243	4.1%
61-66 months	148	2.5%
67-72 months	93	1.6%
Over 72 months	113	1.9%
<b>Total</b>	<b>5,871 *</b>	<b>100.0%</b>



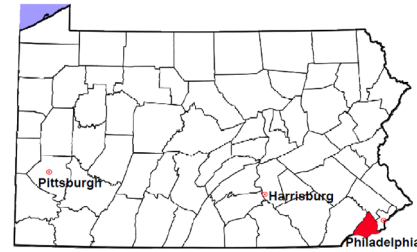


# Delaware County

2022 Population estimate: 575,182

Class of County: 2A

No. of Common Pleas Court Judgeships: 21



## 2022 Civil - Docketed Cases Listed by Case Type

<b>TORT</b>	<b>1,305</b>	<b>24.1%</b>
<i>(does not include mass tort)</i>		
Intentional	27	
Malicious Prosecution	3	
Motor Vehicle	885	
Nuisance	3	
Premise Liability	225	
Product Liability	5	
Slander/Libel/Defamation	8	
Other	149	
<b>MASS TORT</b>	<b>0</b>	
Asbestos	0	
Tobacco	0	
Toxic Tort - DES	0	
Toxic Tort - Implant	0	
Toxic Waste	0	
Other	0	
<b>PROFESSIONAL LIABILITY</b>	<b>87</b>	<b>1.6%</b>
Dental	6	
Legal	2	
Medical Malpractice	39	
Other	40	
<b>CONTRACT</b>	<b>1,499</b>	<b>27.6%</b>
<i>(does not include judgments)</i>		
Buyer Plaintiff	29	
Debt Collection: Credit Card	844	
Debt Collection: Other	357	
Employment Dispute: Discrimination	5	
Employment Dispute: Other	12	
Other	252	

<b>REAL PROPERTY</b>	<b>1,555</b>	<b>28.7%</b>
Ejectment*	119	
Eminent Domain/Condemnation*	16	
Ground Rent	1	
Landlord/Tenant Dispute	439	
Mortgage Foreclosure:		
Residential*	660	
Commercial*	50	
Partition of Real Property*	17	
Quiet Title*	97	
Other*	156	
<b>CIVIL APPEALS</b>	<b>668</b>	<b>12.3%</b>
<i>- Administrative Agencies</i>		
Board of Assessment*	273	
Board of Elections*	0	
Dept. of Transportation*	208	
Zoning Board*	22	
Statutory Appeal - Other*	9	
Other*	156	
<b>MISCELLANEOUS</b>	<b>309</b>	<b>5.7%</b>
Common Law/		
Statutory Arbitration*	2	
Declaratory Judgment*	16	
Mandamus*	6	
Non-Domestic Relations		
Restraining Order*	15	
Quo Warranto*	0	
Replevin*	16	
Other*	254	
<b>TOTAL DOCKETED CASES:</b>	<b>5,423</b>	<b>100.0%</b>

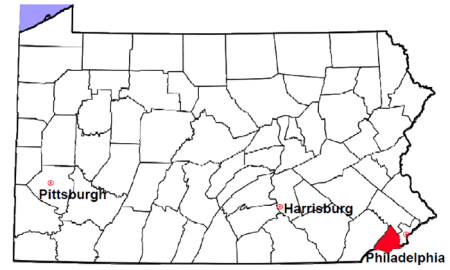
### Of the Docketed Cases:

Pro Se Filings: 158 2.9%      Class Action Suits: 6 0.1%      MDJ Appeals: 369 6.8%

\*Civil Other

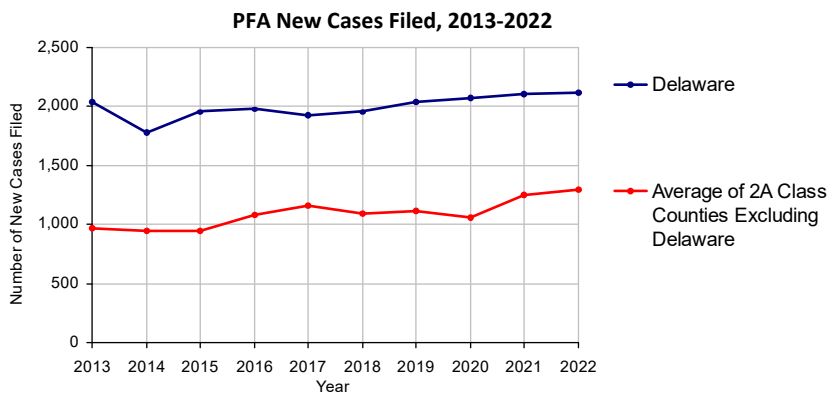
# Delaware County

2022 Population estimate: 575,182  
 Class of County: 2A  
 No. of Common Pleas Court Judgeships: 21



## 2022 Protection From Abuse

	<b>No. of Petitions</b>
Cases Pending 1/1/2022	1,136
New Cases Filed in 2022	2,115
<i>Of these, Petitions Requesting Temporary Orders: 2,115 (100.0%)</i>	
<i>Temporary Orders DENIED: 448 (21.2%), Temporary Orders GRANTED: 1,667 (78.8%)</i>	
<b>Cases Available for Processing</b>	<b>3,251</b>
Processed By:	
Temporary Order DENIED After Ex Parte Hearing and No Evidentiary Hearing Scheduled	138 6.2%
Temporary Order DISMISSED After Evidentiary Hearing and No Final Order Entered	2 0.1%
Final Order DENIED After Evidentiary Hearing Before a Judge or a Judicial Officer	220 9.9%
Final Order GRANTED After Evidentiary Hearing Before a Judge or a Judicial Officer	296 13.4%
Plaintiff Did Not Appear For Evidentiary Hearing	843 38.1%
Final Order by STIPULATION OR AGREEMENT Between the Parties	149 6.7%
Petition WITHDRAWN by Plaintiff	566 25.6%
TRANSFERRED to Another Jurisdiction	0
Other	0
<b>Cases Processed</b>	<b>2,214 100.0%</b>
<b>Cases Pending 12/31/2022</b>	<b>1,037</b>

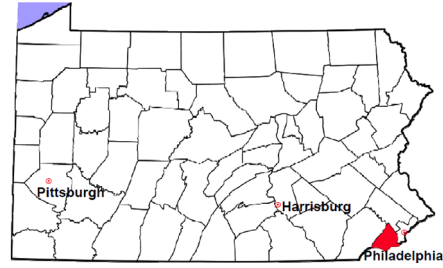


# Delaware County

2022 Population estimate: 575,182

Class of County: 2A

No. of Common Pleas Court Judgeships: 21



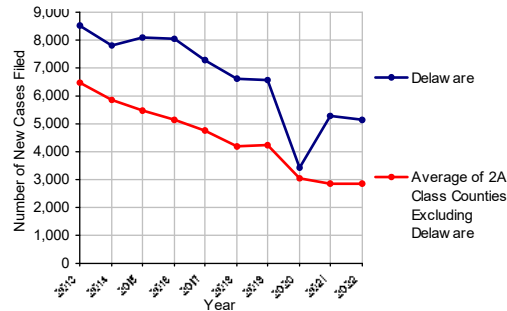
2022 Spousal & Child Support	No. of Petitions
Cases Pending 1/1/2022	2,732
New Cases Filed in 2022	5,135
Dockets Transferred In (+)	90
Dockets Transferred Out (-)	158
<b>Cases Available for Processing</b>	<b>7,799</b>
Processed By:	
Judge	279 5.6%
Intake Officer	2,396 48.2%
Hearing Officer	2,292 46.1%
Other	2 <0.1%
<b>Cases Processed</b>	<b>4,969 100.0%</b>
<b>Cases Pending 12/31/2022</b>	<b>2,830</b>

Data provided by PACSES

2022 Paternity	No. of Cases
<b>Acknowledgements Filed:</b>	
Non-Domestic Relations Section	717 82.5%
During Conference	123 14.2%
Non-Stipulated (post genetic test)	5 0.6%
Pre-Trial Conference	24 2.8%
<b>Total</b>	<b>869 100.0%</b>
<b>Established:</b>	
Stipulated by Genetic Tests	119 42.5%
Default - Father Failed to Appear	45 16.1%
Adjudication by Court Proceeding	2 0.7%
Out of State	114 40.7%
<b>Total</b>	<b>280 100.0%</b>
<b>Cases Pending 12/31/2022</b>	<b>402</b>

Data provided by PACSES

'Spousal & Child Support New Cases Filed, 2013-2022



## DEFINITIONS:

### ACKNOWLEDGEMENTS FILED:

**NON-DOMESTIC RELATIONS SECTION:** The voluntary Acknowledgement of Paternity by the alleged father.  
**DURING CONFERENCE:** The alleged father signed the Acknowledgement of Paternity-Waiver of Trial (PE-010) at the initial child support conference.  
**NON-STIPULATED (POST GENETIC TEST):** The alleged father signed the Acknowledgement of Paternity-Waiver of Trial after genetic tests were conducted and resulted in the alleged father being determined to be the biological father.  
**PRE-TRIAL CONFERENCE:** The alleged father signed the Acknowledgement of Paternity-Waiver of Trial at the pre-trial conference.

### ESTABLISHED:

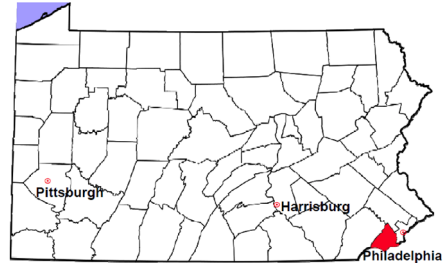
**STIPULATED BY GENETIC TESTS:** The alleged father requested genetic tests and signed a stipulation that if the test results had a 99% or higher probability of paternity then the alleged father would be stipulated as the biological father of the child.  
**DEFAULT - FATHER FAILED TO APPEAR:** The alleged father failed to appear after being served for either a support conference, hearing, or genetic test and a default paternity order was entered by the court.  
**ADJUDICATION BY COURT PROCEEDING:** The alleged father was determined to be the biological father of the child through a court proceeding.  
**OUT OF STATE:** Paternity was established in another state, "Out of state only".

# Delaware County

2022 Population Estimate: 575,182

Class of County: 2A

No. of Common Pleas Court Judgeships: 21



## 2022 Custody/Partial Custody/Visitation

**No. of  
Petitions**

Cases Pending 1/1/2022

3,703

New Cases Filed in 2022

1,344

**Cases Available for Processing**

**5,047**

Processed By:

Processed By:	No. of Cases	Percentage
Judge	76	6.1%
Non-Judicial Officer	794	63.7%
Administrative Review/Purge	218	17.5%
Other	158	12.7%

**Cases Processed**

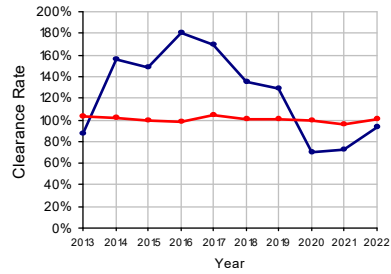
**1,246**

**100.0%**

**Cases Pending 12/31/2022**

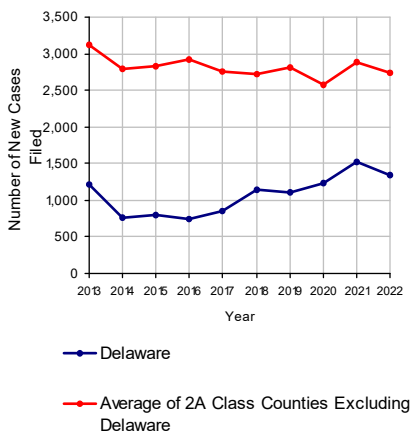
**3,801**

Clearance Rate, 2013-2022

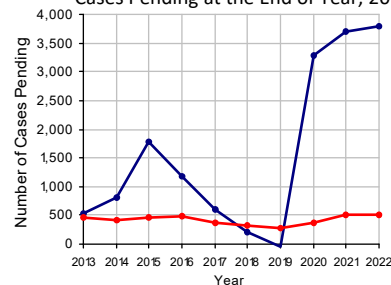


Note: Clearance Rate = Cases Processed / New Cases Filed

C Custody/Partial Custody/Visitation New Cases Filed, 2013-2022



C<sub>2</sub> Cases Pending at the End of Year, 2013-2022

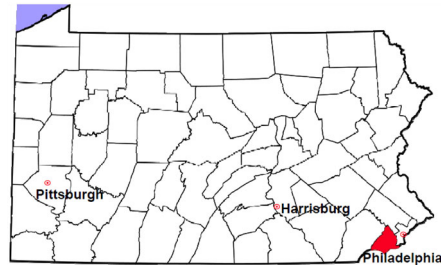


# Delaware County

2022 Population estimate: 575,182

Class of County: 2A

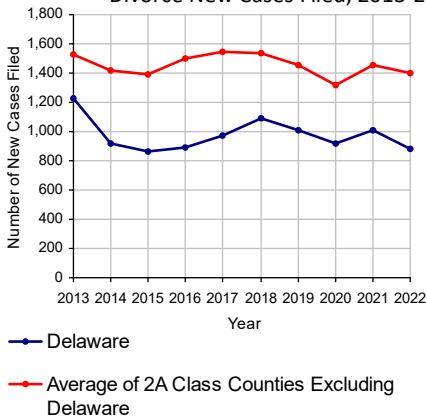
No. of Common Pleas Court Judgeships: 21



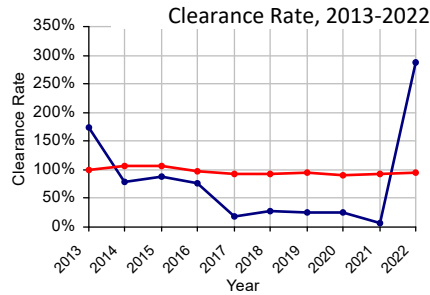
## 2022 Divorce

	No. of Petitions	
Cases Pending 1/1/2022	4,589	
New Cases Filed in 2022	878	
<b>Cases Available for Processing</b>	<b>5,467</b>	
Processed By:		
Contested Before a Judge	0	
Contested Before a Non-Judicial Officer	0	
Uncontested	670	26.5%
Administrative Review/Purge	1,854	73.4%
Other	1	<0.1%
<b>Cases Processed</b>	<b>2,525</b>	<b>100.0%</b>
<b>Cases Pending 12/31/2022</b>	<b>2,942</b>	

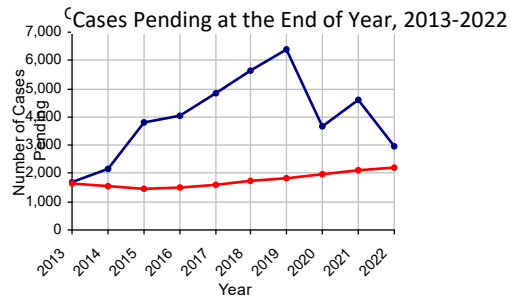
l Divorce New Cases Filed, 2013-2022



Note. The unusually high clearance rate in 2013 was due to an administrative review and purge.



Note: Clearance Rate = Cases Processed / New Cases Filed

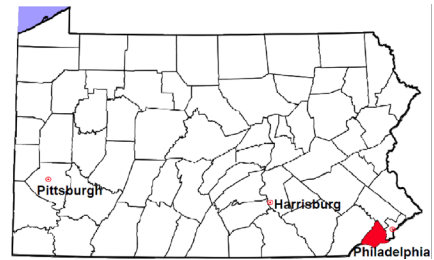


# Delaware County

2022 Population estimate: 575,182

Class of County: 2A

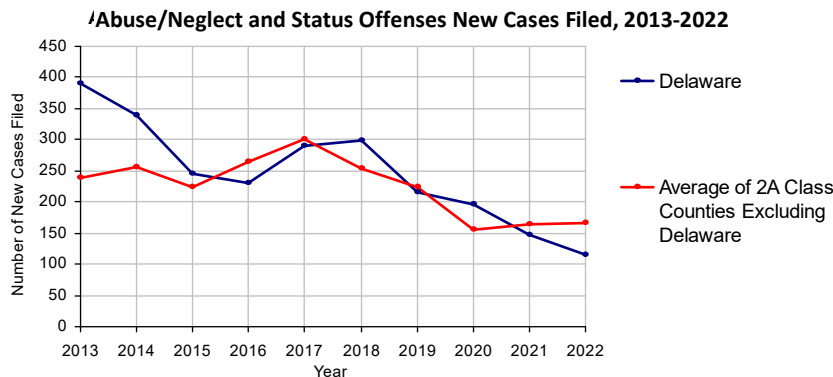
No. of Common Pleas Court Judgeships: 21



## 2022 Juvenile Dependency - Petitions Pending Adjudication

	Abuse/ Neglect	Status Offenses	Total
Cases Pending 1/1/2022	37	0	37
New Petitions Filed in 2022	114	1	115
Other	30	1	31
<b>Total Petitions Available for Processing</b>	<b>181</b>	<b>2</b>	<b>183</b>
Processed by:			
Adjudicated Dependent			
Judge	18	0	18
Juvenile Court Hearing Officer	97	1	98
Adjudicated NOT Dependent			
Judge	0	0	0
Juvenile Court Hearing Officer	2	0	2
Withdrawn/Dismissed/Transferred	38	1	39
Other	5	0	5
<b>Total Petitions Processed</b>	<b>160</b>	<b>2</b>	<b>162</b>
<b>Cases Pending 12/31/2022</b>	<b>21</b>	<b>0</b>	<b>21</b>

Data provided by CPCMS

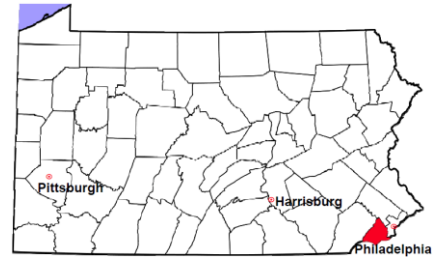


# Delaware County

2022 Population estimate: 575,182

Class of County: 2A

No. of Common Pleas Court Judgeships: 21



## 2022 Juvenile Dependency - Adjudicated Dependent Inventory

	Abuse/ Neglect	Status Offenses	Total
Cases Pending 1/1/2022	339	1	340
New Adjudicated Dependent Cases	115	1	116
Other	2	0	2
<b>Total Adjudicated Dependent Cases</b>	<b>456</b>	<b>2</b>	<b>458</b>
<b><u>Court Supervision Terminated:</u></b>			
Family Reunification	24 16.0%	1 50.0%	25 16.4%
Adoption	28 18.7%	0	28 18.4%
Placement with a Relative/Guardian	80 53.3%	1 50.0%	81 53.3%
Aged Out	13 8.7%	0	13 8.6%
Other Permanency Outcomes*	3 2.0%	0	3 2.0%
Other**	2 1.3%	0	2 1.3%
<b>Total Adjudicated Dependent Cases Terminated</b>	<b>150 100.0%</b>	<b>2 100.0%</b>	<b>152 100.0%</b>
<b>Cases Pending 12/31/2022</b>	<b>306</b>	<b>0</b>	<b>306</b>

Data provided by CPCMS

\* Other Permanency Outcomes include: adjudicated delinquent, death due to natural causes, emancipation, permanent living arrangement, and parent has come forward.

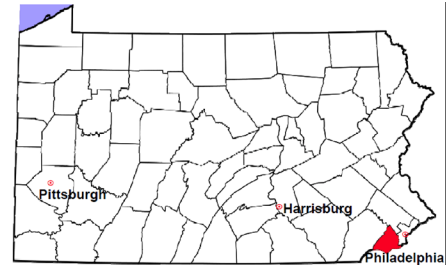
\*\* Other includes cases where court supervision is terminated due to transfer out of jurisdiction, withdrawal and administrative closure.

# Delaware County

2022 Population estimate: 575,182

Class of County: 2A

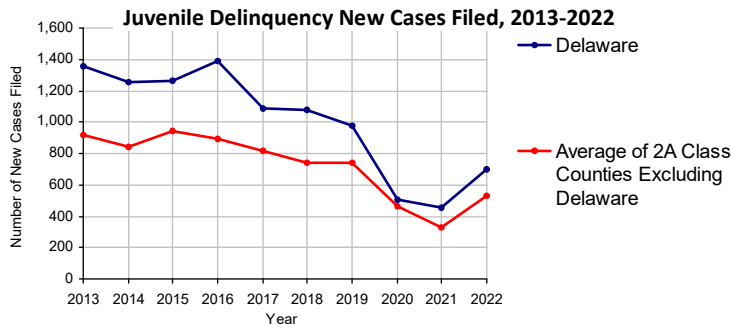
No. of Common Pleas Court Judgeships: 21



## 2022 Juvenile Delinquency - Cases Pending Disposition

<b>Begin Pending</b>	<b>337</b>
<b>New Cases</b>	<b>701</b>
Consent Decree Revoked	18
Informal Adjustment Program Revoked	1
Alternative Program Revoked	0
<b>Warrant Returned</b>	<b>68</b>
Other	62
<b>Total Cases Available for Disposition</b>	<b>1,187</b>
<b>Warrant Issued</b>	<b>74</b>
<b>Disposed by:</b>	
Adjudicated Delinquent by a Judge	183
Adjudicated Delinquent by a Juvenile Court Hearing Officer	29
Consent Decree Entered	177
Informal Adjustment Program Entered	124
Warned and Counseled (Pre-Petition)	0
Dismissed/Withdrawn/Transferred	76
Transferred to Criminal Court	2
Other	68
<b>Total Cases Disposed</b>	<b>659</b>
<b>End Pending</b>	<b>454</b>

Data provided by CPCMS





# Delaware County

2022 Population: 575,182  
 Class of County: 2A  
 No. of Common Pleas Judgeships: 21

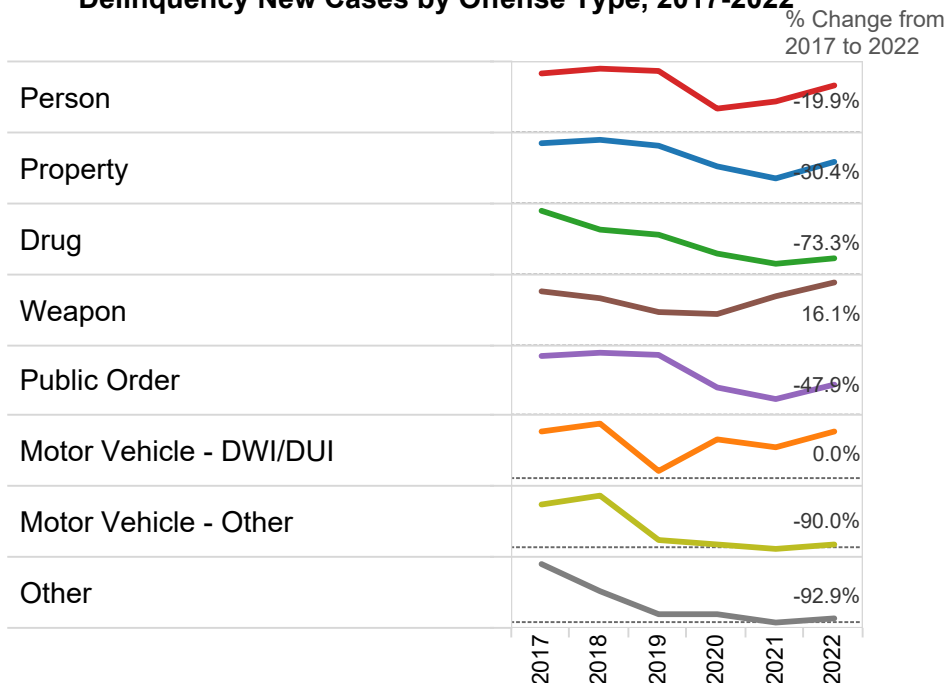


## 2022 Delinquency - New Cases by Offense Type

Case Type	Felony	Misdemeanor	Summary	Total	
Person	140	169	0	309	44.1%
Property	117	71	0	188	26.8%
Drug	8	35	1	44	6.3%
Weapon	26	39	0	65	9.3%
Public Order	11	55	20	86	12.3%
Motor Vehicle - DWI/DUI	0	6	0	6	0.9%
Motor Vehicle - Other	0	1	0	1	0.1%
Other	2	0	0	2	0.3%
<b>Total</b>	<b>304</b>	<b>376</b>	<b>21</b>	<b>701</b>	<b>100.0%</b>
	<b>43.4%</b>	<b>53.6%</b>	<b>3.0%</b>	<b>100.0%</b>	

Data provided by CPCMS

### Delinquency New Cases by Offense Type, 2017-2022

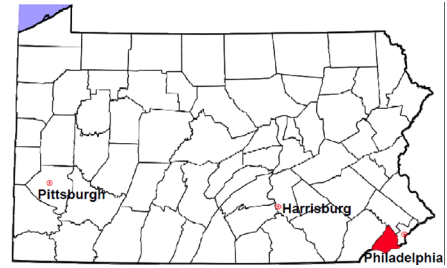


# Delaware County

2022 Population estimate: 575,182

Class of County: 2A

No. of Common Pleas Court Judgeships: 21



---

## 2022 Juvenile Delinquency - Formal Dispositions

---

<b>Begin Pending</b>	<b>925</b>
Adjudicated Delinquent by a Judge	183
Adjudicated Delinquent by a Juvenile Court Hearing Officer	29
Warrant Returned	156
Other	7
<b>Total Adjudicated Delinquent Cases</b>	<b>1,300</b>
<b>Warrant Issued</b>	<b>125</b>
<b>Court Supervision Terminated:</b>	
Conditions Satisfied	248
Compelling Reasons	5
Reached Age 21	187
Transferred to Another Juvenile Court	2
Other	34
<b>Total Adjudicated Delinquent Cases Terminated</b>	<b>476</b>
<b>End Pending</b>	<b>699</b>

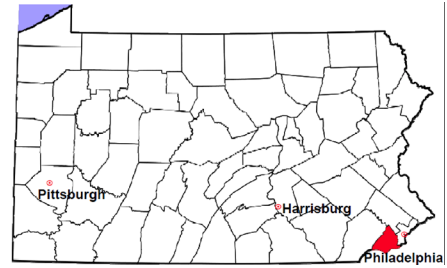
---

(R) - Revised

Data provided by CPCMS

# Delaware County

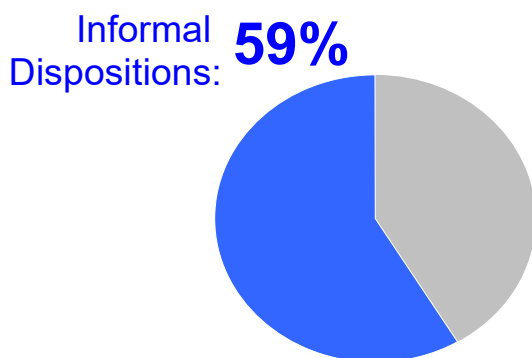
2022 Population estimate: 575,182  
 Class of County: 2A  
 No. of Common Pleas Court Judgeships: 21



## 2022 Juvenile Delinquency - Informal Dispositions

<b>Pending Consent Decrees</b>	<b>178</b>
<b>Pending Informal Adjustments</b>	<b>40</b>
New Consent Decrees	177
<b>New Informal Adjustments</b>	<b>124</b>
Warrant Returned	0
<b>Other</b>	<b>10</b>
<b>Cases Informally Disposed</b>	<b>529</b>
<b>Warrant Issued</b>	<b>4</b>
<b>Terminated by:</b>	
Consent Decree Completed	94
<b>Informal Adjustment Completed</b>	<b>71</b>
Consent Decree Revoked	18
Informal Adjustment Program Revoked	1
<b>Other</b>	<b>63</b>
<b>Total Informally Disposed Cases Terminated</b>	<b>247</b>
<b>End Pending</b>	<b>278</b>

(R) - Revised  
 Data provided by CPCMS



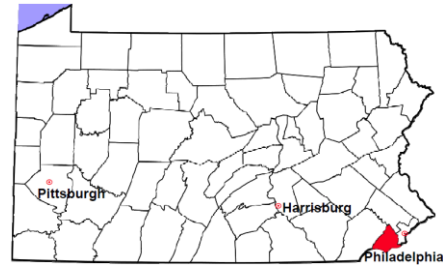
Delinquency Cases are disposed either formally, at a proceeding held before a judge or hearing officer, or informally without a proceeding. Informal dispositions include informal adjustments supervised by a juvenile probation officer; consent decrees agreed upon with the District Attorney after a petition is filed; or other pre-petition process by the juvenile probation department.

# Delaware County

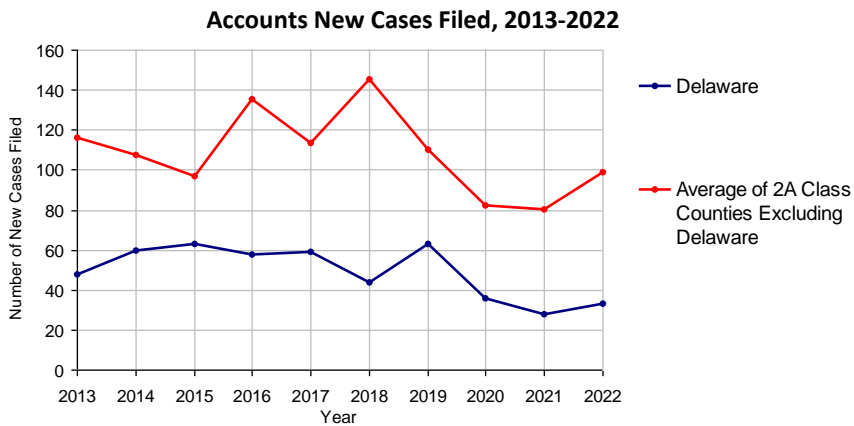
2022 Population estimate: 575,182

Class of County: 2A

No. of Common Pleas Court Judgeships: 21



<b>2022 Accounts</b>	<b>No. of Cases</b>	
Cases Pending 1/1/2022	22	
New Cases Filed in 2022	33	
<b>Cases Available for Processing</b>	<b>55</b>	
Processed By:		
Contested before a Judge	0	
Contested before a Non-Judicial Officer	0	
Uncontested	22	91.7%
Other	2	8.3%
<b>Cases Processed</b>	<b>24</b>	<b>100.0%</b>
<b>Cases Pending 12/31/2022</b>	<b>31</b>	

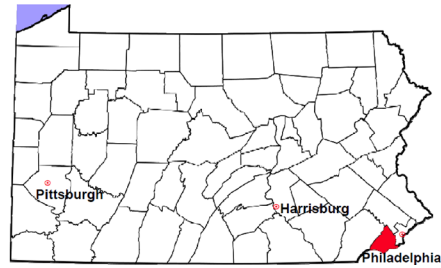


# Delaware County

2022 Population estimate: 575,182

Class of County: 2A

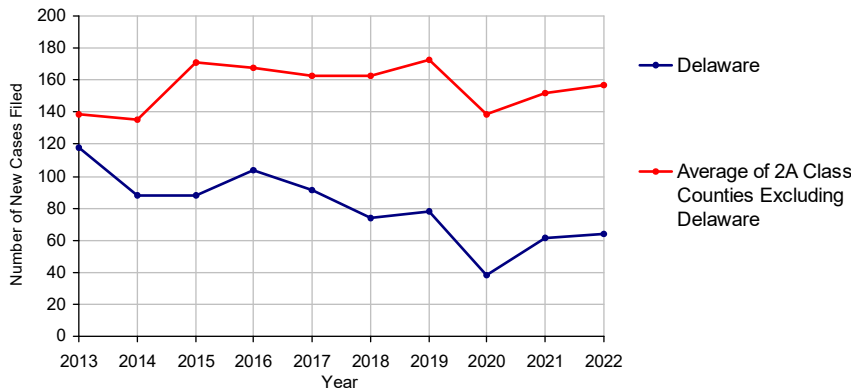
No. of Common Pleas Court Judgeships: 21



<b>2022 Adoptions</b>		<b>No. of Cases</b>	
Cases Pending 1/1/2022		36 <sup>(R)</sup>	
New Cases Filed in 2022		64	
<b>Cases Available for Processing</b>		<b>100</b>	
Processed By:			
Contested before a Judge	Granted	1	1.4%
	Denied	0	
Uncontested	Granted	65	94.2%
	Denied	0	
Other		3	4.3%
<b>Cases Processed</b>		<b>69</b>	<b>100.0%</b>
<b>Cases Pending 12/31/2022</b>		<b>31</b>	

(R) - Revised

**Adoptions New Cases Filed, 2013-2022**

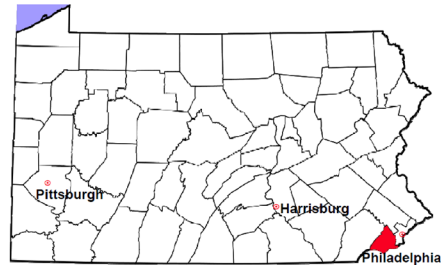


# Delaware County

2022 Population estimate: 575,182

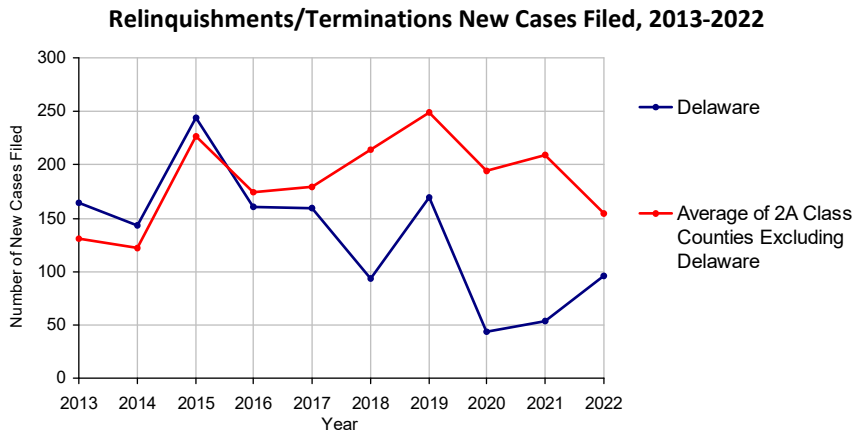
Class of County: 2A

No. of Common Pleas Court Judgeships: 21



<b>2022 Relinquishments/Terminations</b>	<b>No. of Cases</b>	
Cases Pending 1/1/2022	70 <sup>(R)</sup>	
New Cases Filed in 2022	96	
<b>Cases Available for Processing</b>	<b>166</b>	
Processed By:		
Contested before a Judge	0	
Uncontested	86	87.8%
Other	12	12.2%
<b>Cases Processed</b>	<b>98</b>	<b>100.0%</b>
<b>Cases Pending 12/31/2022</b>	<b>68</b>	

(R) - Revised

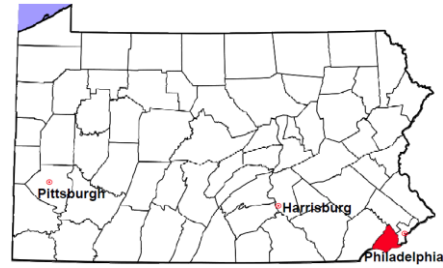


# Delaware County

2022 Population estimate: 575,182

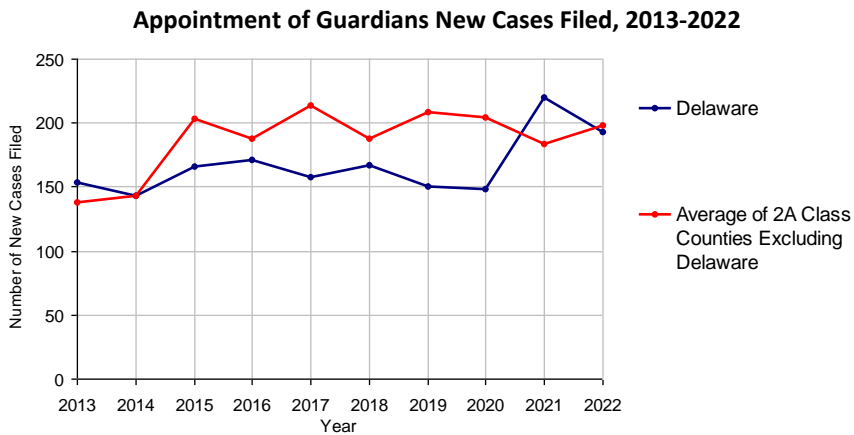
Class of County: 2A

No. of Common Pleas Court Judgeships: 21



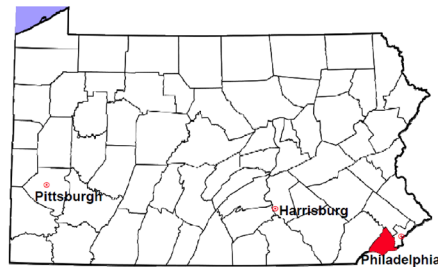
<b>2022 Appointment of Guardians</b>	<b>No. of Cases</b>
Cases Pending 1/1/2022	86 (R)
New Cases Filed in 2022	193
<b>Cases Available for Processing</b>	<b>279</b>
Processed By:	
Contested before a Judge	2      1.0%
Uncontested	142    74.3%
Other	47     24.6%
<b>Cases Processed</b>	<b>191    100.0%</b>
<b>Cases Pending 12/31/2022</b>	<b>88</b>

(R) - Revised



# Delaware County

2022 Population estimate: 575,182  
 Class of County: 2A  
 No. of Common Pleas Court Judgeships: 21



## 2022 Jury Yield and Utilization

### Jury Yield

Qualification Questionnaires/Summonses Mailed:	85,076	A		
Returned Undeliverable:	2,651	B	3.1%	Of Qualification Questionnaires/ Summonses Mailed
Not Responded to:	26,443	C	31.1%	
the Number of Prospective Jurors:				
Disqualified:	13,760	D	16.2%	
Exempted:	805	E	0.9%	
Excused:	4,031	F	4.7%	
Deferred to New Term:	7,637	G	9.0%	
Deferred from Previous Term:	10,786	H	12.7%	
<b>Total Number of Qualified Jurors Available for Service:</b>	<b>40,535</b>	<b>I</b>	<b>47.6%</b>	

$I = A - B - C - D - E - F - G + H$

### Jury Utilization

the Number of Jurors:			
Reporting for Service:	10,072		24.8%
Told Not to Report for Service:	15,888		39.2%
Sent to Courtroom for Jury Selection (Voir Dire):	8,354		82.9%
Impaneled or Sworn (jurors/alternates):	1,336		13.3%
Removed for Cause/Hardship:	1,468		
Removed by Peremptory Challenge:	1,247		
Number of Jury Trials Started:	207		
Pool Days:	102		
Zero Panel Days:	11		10.8% (Of Pool Days)

Of Jurors Qualified and Available  
Of Jurors Reporting for Service

### Jury Costs

Total Annual Budget for Juror Operations:	\$328,782.00	J
Average Cost Per Juror:	\$3.86	K

$K = J/A$






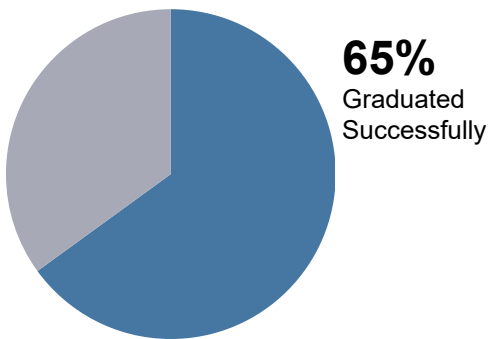
# Delaware County

## 2022 Problem Solving Courts

40 Discharges

43 Admissions

Of All Court Participants Discharged:

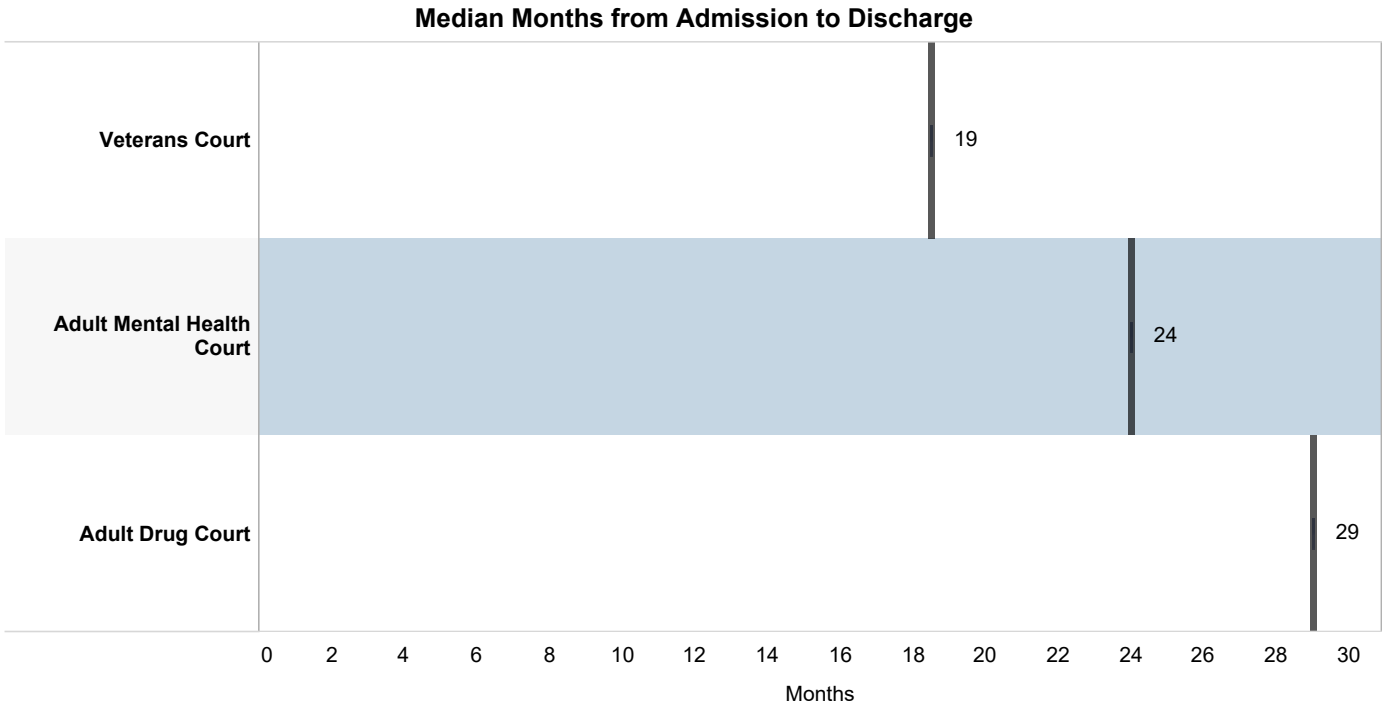


### Discharge Reason


	Successfully Completed	Unsuccessful/ New Offense	Unsuccessful /Non-Compliant	Unsuccessful /Absconded	Total Discharges
Adult Drug Court	13 (48.1%)	3 (11.1%)	10 (37.0%)	1 (3.7%)	27 (100.0%)
Adult Mental Health Court	9 (100.0%)				9 (100.0%)
Veterans Court	4 (100.0%)				4 (100.0%)

# Delaware County

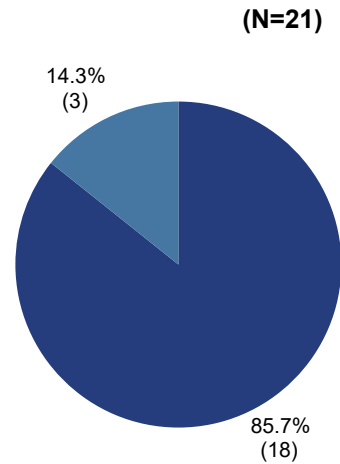
## 2022 Problem Solving Courts



Among successful graduates, there was a 75% increase in employment.



86% of the employed successful graduates were employed full time:



10% (4) of all participants have improved in **education level** at discharge.

■ Employed Full Time  
■ Employed Part Time



DEPARTMENT OF RESEARCH & STATISTICS

KIM NIEVES, PH.D.

DIRECTOR

ANDREW GINDER, MPA

ASSISTANT DIRECTOR

YAN LIU, M.S.

SENIOR STATISTICAL ANALYST

SASANKA ADIKARI, PH.D

DATA SCIENTIST

AMANDA PEREIRA

RESEARCH ASSISTANT