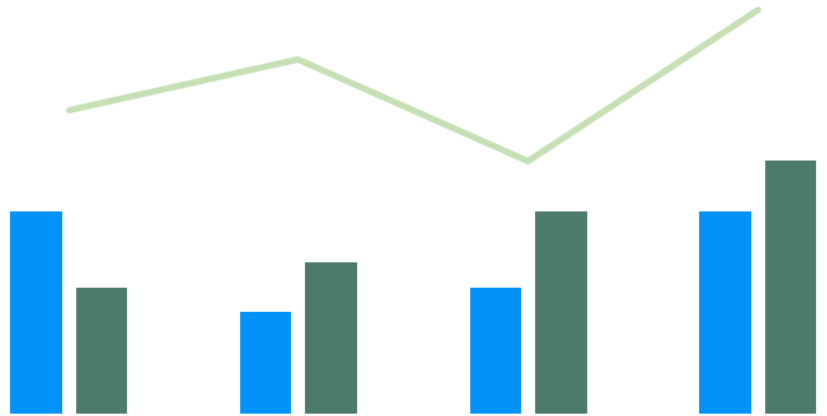


2022

Court of Common Pleas
Caseload Statistics for


Clinton County



We are pleased to provide you with a copy of the 2022 County Caseload Display pages. They can also be viewed on the AOPC webpage at www.pacourts.us in the *News & Statistics* section under *Research & Statistics*.

Should you have any questions or comments, please do not hesitate to contact me at 717.231.3300.

Sincerely,

A handwritten signature in black ink, appearing to read "Sasanka", is written over a horizontal line. The signature is fluid and cursive.

Sasanka Adikari, Ph.D.
Data Scientist
Department of Research and Statistics

Table of Contents

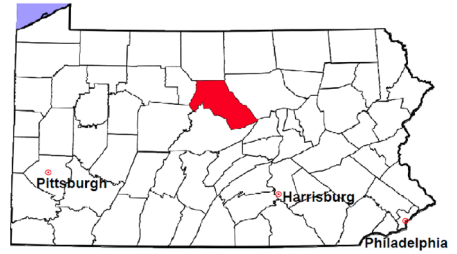
CPCMS Criminal	Page 1
CPCMS Criminal - New Cases by Case Type.....	Page 2
Civil.....	Page 3
Civil - Docketed Cases Listed by Case Type.....	Page 4
Protection From Abuse	Page 5
Spousal & Child Support and Paternity	Page 6
Custody/Partial Custody/Visitation.....	Page 7
Divorce	Page 8
Juvenile Dependency - Active Dependent Inventory	Page 9
Juvenile Dependency - Adjudicated Dependent Inventory	Page 10
Juvenile Delinquency - Cases Pending Disposition.....	Page 11
Juvenile Delinquency - New Cases by Case Type	Page 12
Juvenile Delinquency - Formal Dispositions	Page 13
Juvenile Delinquency - Informal Dispositions	Page 14
Accounts.....	Page 15
Adoptions.....	Page 16
Relinquishments/Terminations	Page 17
Appointment of Guardians	Page 18
Jury Yield and Utilization	Page 19
Problem Solving Courts.....	Pages 20-21

Clinton County

2022 Population estimate: 37,931

Class of County: 6th

No. of Common Pleas Court Judgeships: 2



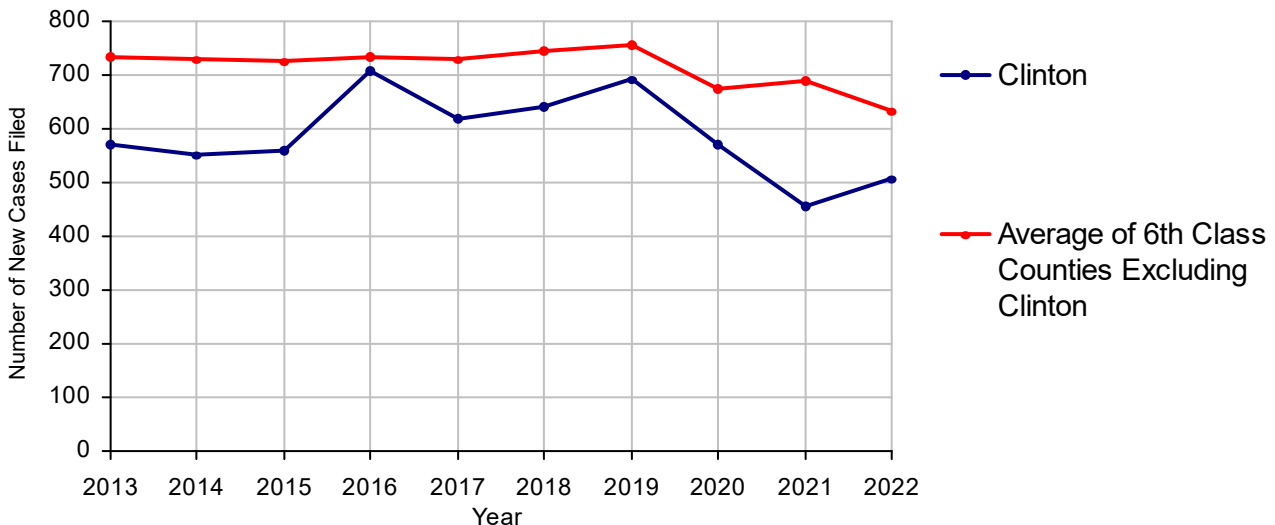
2022 Criminal	No. of Cases
Cases Pending 1/1/2022	129
New Cases Filed in 2022	506
Reopened Cases	12
Cases Available for Processing	647
Processed by:	
Withdrawn/Dismissed	9 1.8%
Diversionsary Disposition*	104 20.9%
Guilty Plea	355 71.4%
Non-Jury Trial	3 0.6%
Jury Trial	5 1.0%
Inactive	14 2.8%
Other	7 1.4%
Total Cases Processed	497 100.0%
Cases Pending 12/31/2022	150
Cases Awaiting Sentencing	46

Age of Pending Cases as of 12/31/2022		
0-60 Days	62	41.3%
61-120 Days	38	25.3%
121-180 Days	13	8.7%
181-240 Days	12	8.0%
241-300 Days	12	8.0%
301-360 Days	5	3.3%
Over 360 Days	8	5.3%
Total	150	100.0%

Data provided by CPCMS

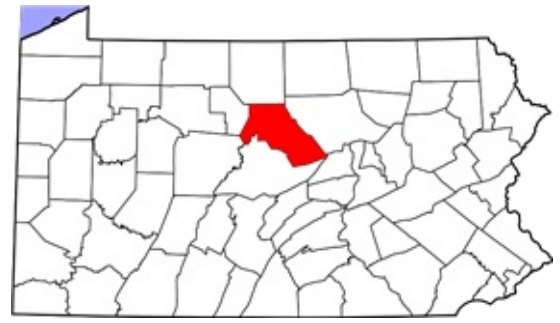
* Includes other diversionsary programs such as Veterans Court.

Criminal New Cases, 2013-2022



Clinton County

2022 Population: 37,931
 Class of County: 6th
 No. of Common Pleas Judgeships: 2

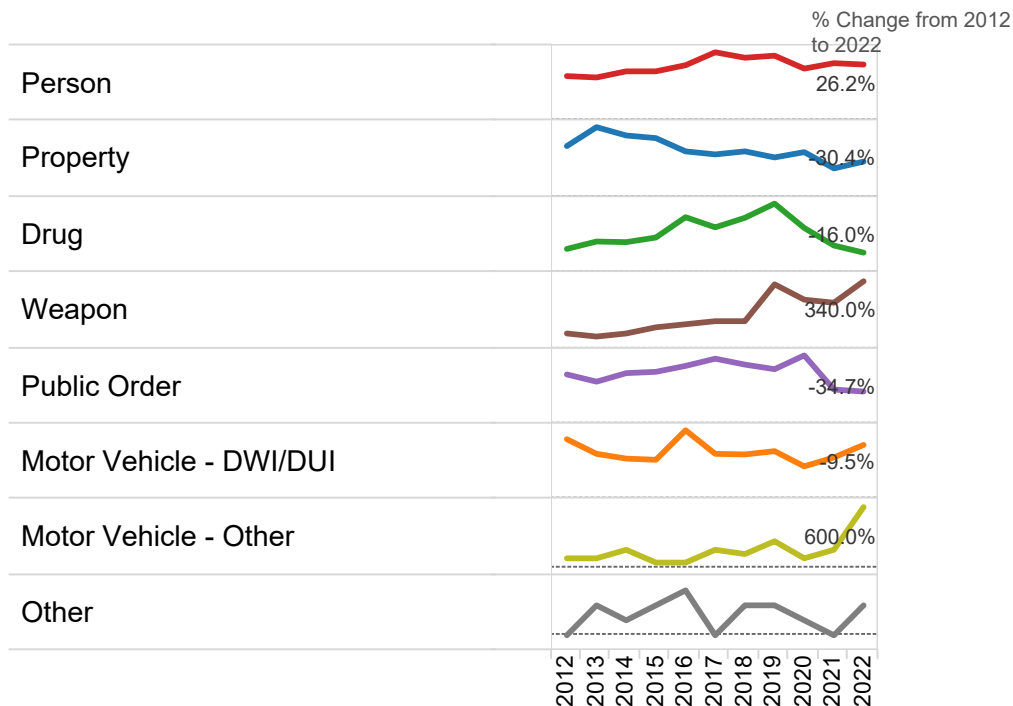


2022 Criminal - New Cases by Offense Type

Case Type	Felony	Misdemeanor	Summary	Total	
Person	31	51	0	82	16.2%
Property	38	56	0	94	18.6%
Drug	30	33	0	63	12.5%
Weapon	19	3	0	22	4.3%
Public Order	10	38	1	49	9.7%
Motor Vehicle - DWI/DUI	6	174	0	180	35.6%
Motor Vehicle - Other	0	14	0	14	2.8%
Other	2	0	0	2	0.4%
Total	136	369	1	506	100.0%
	26.9%	72.9%	0.2%	100.0%	

Data provided by CPCMS

Criminal New Cases by Offense Type, 2012-2022

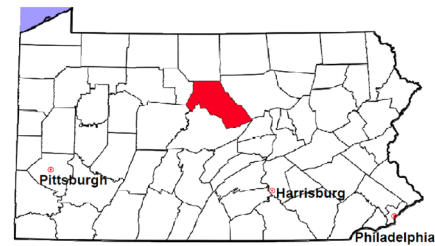


Clinton County

2022 Population estimate: 37,931

Class of County: 6th

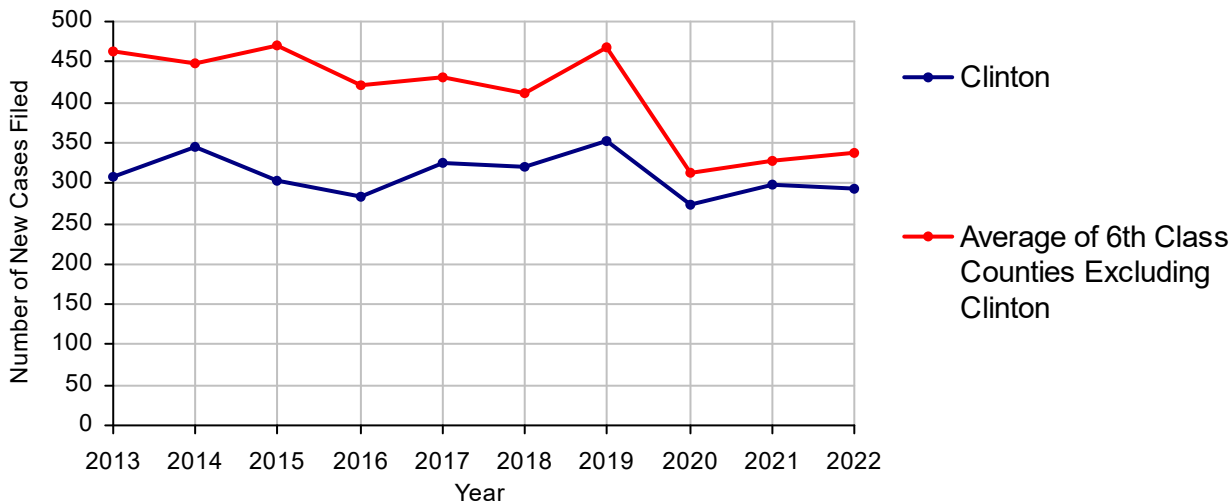
No. of Common Pleas Court Judgeships: 2



2022 Civil	Civil Action	Other	Total
Cases Pending 1/1/2022	127	98	225
Docketed Cases	149	144	293
Arbitration Appeals	5	3	8
Transferred In	0	0	0
Returned to Active	13	3	16
Cases Available for Processing	294	248	542
Processed By:			
Default Judgments	82	25	107
Cases Decided by Arbitration Board	18	4	22
Dispositive Motions	1	1	2
Settlements	5	67	72
Moved to Inactive Status	0	0	0
Transferred/Withdrawn	3	11	14
Dismissed/Discontinued	79	49	128
Administrative Purge	0	0	0
Other	0	0	0
Jury Trial	0	0	0
Non-Jury Trial	1	2	3
Total Cases Processed	189	159	348
Cases Pending 12/31/2022	105	89	194

Age of Pending Cases as of 12/31/2022 (Civil Action Only)		
0-6 months	67	63.8%
7-12 months	18	17.1%
13-18 months	8	7.6%
19-24 months	4	3.8%
25-30 months	1	1.0%
31-36 months	3	2.9%
37-42 months	1	1.0%
43-48 months	2	1.9%
49-54 months	0	
55-60 months	0	
61-66 months	1	1.0%
67-72 months	0	
Over 72 months	0	
Total	105	100.0%

Docketed Cases, 2013-2022

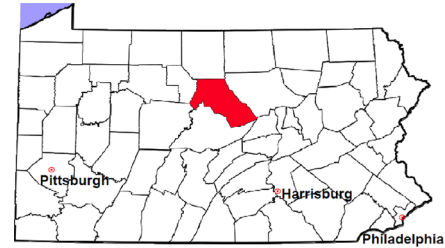


Clinton County

2022 Population estimate: 37,931

Class of County: 6th

No. of Common Pleas Court Judgeships: 2



2022 Civil - Docketed Cases Listed by Case Type

TORT	24	8.2%	REAL PROPERTY	64	21.8%
<i>(does not include mass tort)</i>			Ejectment*	7	
Intentional	2		Eminent Domain/Condemnation*	3	
Malicious Prosecution	1		Ground Rent	0	
Motor Vehicle	12		Landlord/Tenant Dispute	6	
Nuisance	1		Mortgage Foreclosure:		
Premise Liability	1		Residential*	37	
Product Liability	2		Commercial*	0	
Slander/Libel/Defamation	0		Partition of Real Property*	1	
Other	5		Quiet Title*	6	
MASS TORT	0		Other*	4	
Asbestos	0		CIVIL APPEALS	28	9.6%
Tobacco	0		<i>- Administrative Agencies</i>		
Toxic Tort - DES	0		Board of Assessment*	2	
Toxic Tort - Implant	0		Board of Elections*	0	
Toxic Waste	0		Dept. of Transportation*	12	
Other	0		Zoning Board*	0	
PROFESSIONAL LIABILITY	1	0.3%	Statutory Appeal - Other*	2	
Dental	0		Other*	12	
Legal	1		MISCELLANEOUS	58	19.8%
Medical Malpractice	0		Common Law/		
Other	0		Statutory Arbitration*	0	
CONTRACT	118	40.3%	Declaratory Judgment*	1	
<i>(does not include judgments)</i>			Mandamus*	0	
Buyer Plaintiff	1		Non-Domestic Relations		
Debt Collection: Credit Card	68		Restraining Order*	11	
Debt Collection: Other	43		Quo Warranto*	0	
Employment Dispute: Discrimination	0		Replevin*	1	
Employment Dispute: Other	0		Other*	45	
Other	6		TOTAL DOCKETED CASES:	293	100.0%

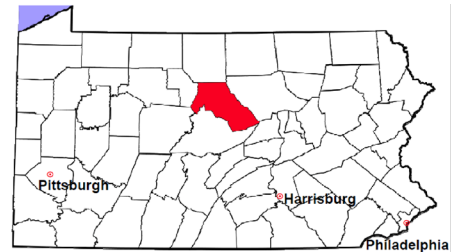
Of the Docketed Cases:

Pro Se Filings: 22 7.5% Class Action Suits 1 0.3% MDJ Appeals: 17 5.8%

*Civil Other

Clinton County

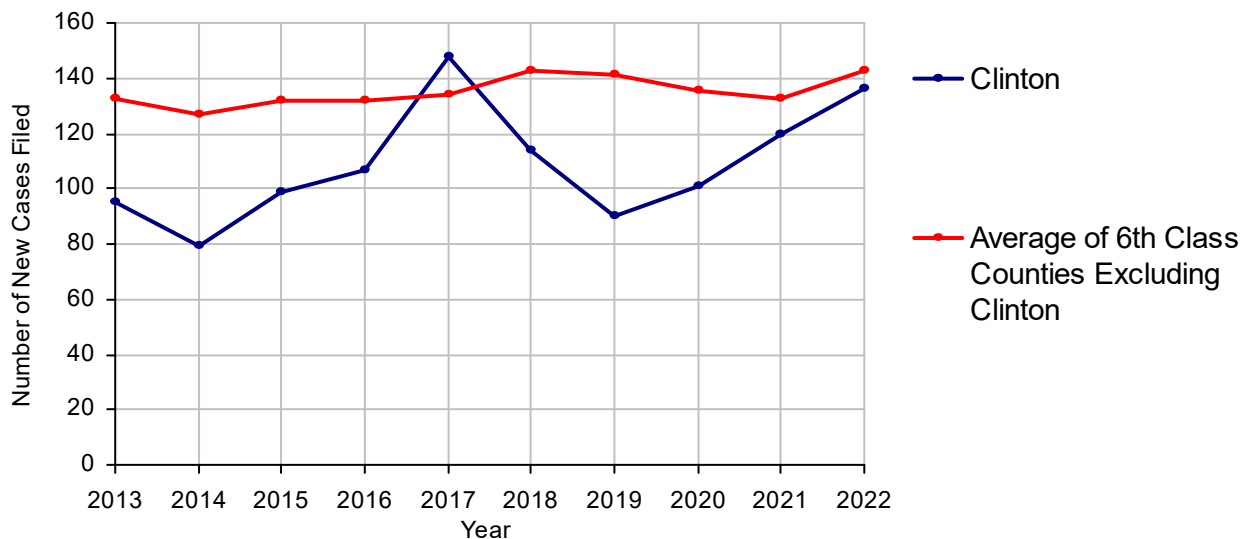
2022 Population estimate: 37,931
 Class of County: 6th
 No. of Common Pleas Court Judgeships: 2



2022 Protection From Abuse

	No. of Petitions	
Cases Pending 1/1/2022	45	
New Cases Filed in 2022	136	
<i>Of these, Petitions Requesting Temporary Orders: 136 (100.0%)</i>		
<i>Temporary Orders DENIED: 17 (12.5%), Temporary Orders GRANTED: 119 (87.5%)</i>		
Cases Available for Processing	181	
Processed By:		
Temporary Order DENIED After Ex Parte Hearing and No Evidentiary Hearing Scheduled	1	0.7%
Temporary Order DISMISSED After Evidentiary Hearing and No Final Order Entered	42	27.6%
Final Order DENIED After Evidentiary Hearing Before a Judge or a Judicial Officer	5	3.3%
Final Order GRANTED After Evidentiary Hearing Before a Judge or a Judicial Officer	28	18.4%
Plaintiff Did Not Appear For Evidentiary Hearing	9	5.9%
Final Order by STIPULATION OR AGREEMENT Between the Parties	24	15.8%
Petition WITHDRAWN by Plaintiff	42	27.6%
TRANSFERRED to Another Jurisdiction	1	0.7%
Other	0	
Cases Processed	152	100.0%
Cases Pending 12/31/2022	29	

PFA New Cases Filed, 2013-2022

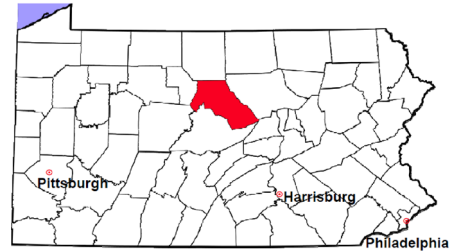


Clinton County

2022 Population estimate: 37,931

Class of County: 6th

No. of Common Pleas Court Judgeships: 2



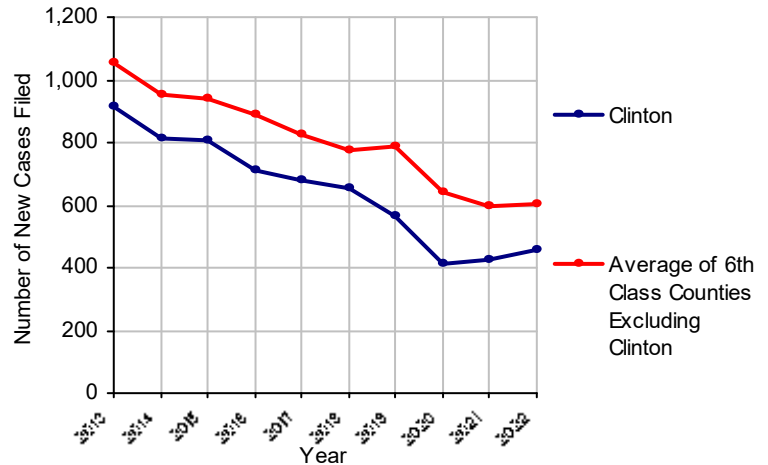
2022 Spousal & Child Support	No. of Petitions
Cases Pending 1/1/2022	34
New Cases Filed in 2022	456
Dockets Transferred In (+)	10
Dockets Transferred Out (-)	7
Cases Available for Processing	493
Processed By:	
Judge	24 5.4%
Intake Officer	423 94.6%
Hearing Officer	0
Other	0
Cases Processed	447 100.0%
Cases Pending 12/31/2022	46

Data provided by PACSES

2022 Paternity	No. of Cases
Acknowledgements Filed:	
Non-Domestic Relations Section	53 85.5%
During Conference	7 11.3%
Non-Stipulated (post genetic test)	0
Pre-Trial Conference	2 3.2%
Total	62 100.0%
Established:	
Stipulated by Genetic Tests	4 26.7%
Default - Father Failed to Appear	0
Adjudication by Court Proceeding	0
Out of State	11 73.3%
Total	15 100.0%
Cases Pending 12/31/2022	17

Data provided by PACSES

Spousal & Child Support New Cases Filed, 2013-2022



DEFINITIONS:

ACKNOWLEDGEMENTS FILED:

NON-DOMESTIC RELATIONS SECTION: The voluntary Acknowledgement of Paternity by the alleged father.
DURING CONFERENCE: The alleged father signed the Acknowledgement of Paternity-Waiver of Trial (PE-010) at the initial child support conference.
NON-STIPULATED (POST GENETIC TEST): The alleged father signed the Acknowledgement of Paternity-Waiver of Trial after genetic tests were conducted and resulted in the alleged father being determined to be the biological father.
PRE-TRIAL CONFERENCE: The alleged father signed the Acknowledgement of Paternity-Waiver of Trial at the pre-trial conference.

ESTABLISHED:

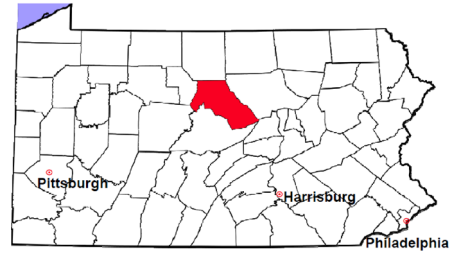
STIPULATED BY GENETIC TESTS: The alleged father requested genetic tests and signed a stipulation that if the test results had a 99% or higher probability of paternity then the alleged father would be stipulated as the biological father of the child.
DEFAULT - FATHER FAILED TO APPEAR: The alleged father failed to appear after being served for either a support conference, hearing, or genetic test and a default paternity order was entered by the court.
ADJUDICATION BY COURT PROCEEDING: The alleged father was determined to be the biological father of the child through a court proceeding.
OUT OF STATE: Paternity was established in another state, "Out of state only".

Clinton County

2022 Population Estimate: 37,931

Class of County: 6th

No. of Common Pleas Court Judgeships: 2

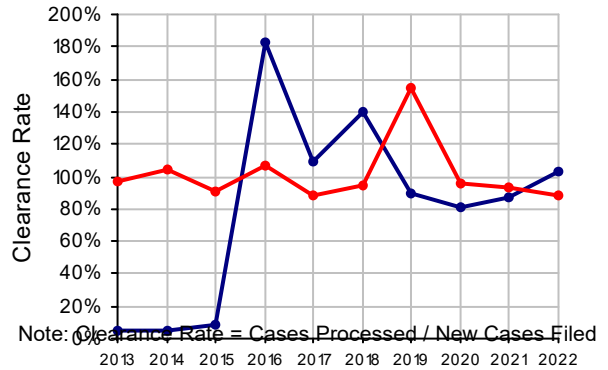


2022 Custody/Partial Custody/Visitation

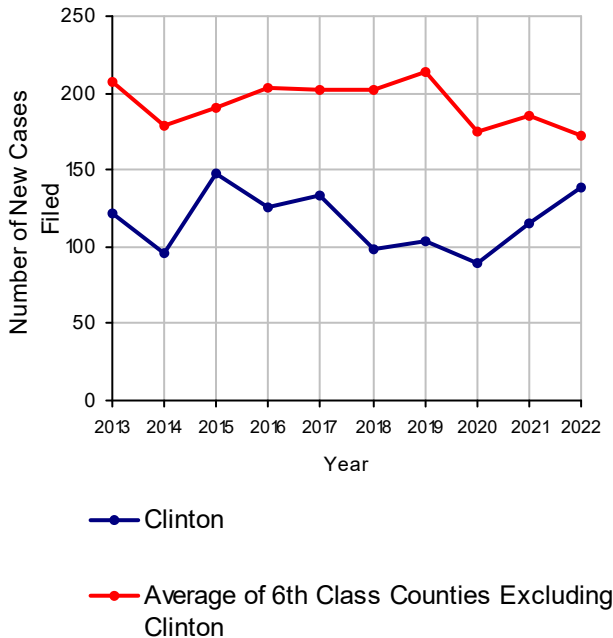
No. of Petitions

Cases Pending 1/1/2022	94	
New Cases Filed in 2022	138	
Cases Available for Processing	232	
Processed By:		
Judge	133	93.0%
Non-Judicial Officer	0	
Administrative Review/Purge	0	
Other	10	7.0%
Cases Processed	143	100.0%
Cases Pending 12/31/2022	89	

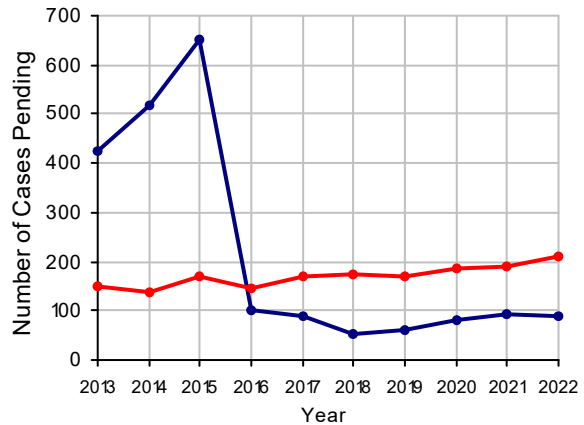
Clearance Rate, 2013-2022



Custody/Partial Custody/Visitation New Cases Filed, 2013-2022



Cases Pending at the End of Year, 2013-2022

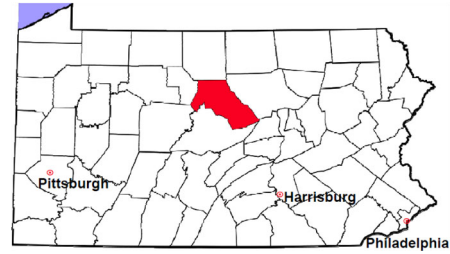


Clinton County

2022 Population estimate: 37,931

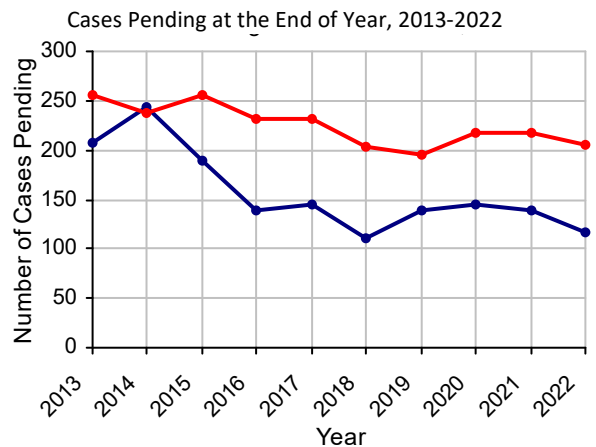
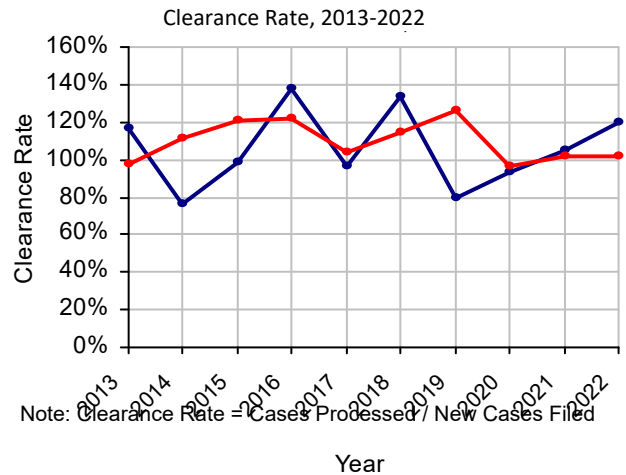
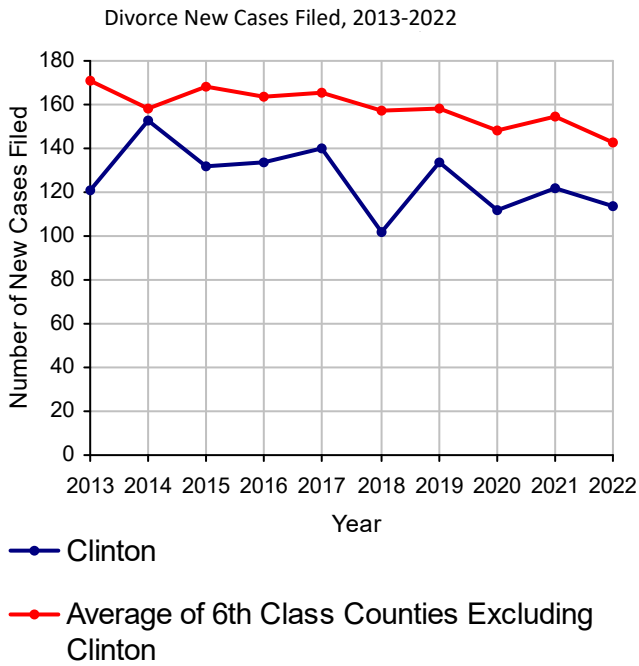
Class of County: 6th

No. of Common Pleas Court Judgeships: 2



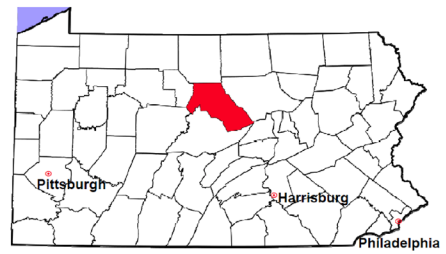
2022 Divorce

	No. of Petitions	
Cases Pending 1/1/2022	139	
New Cases Filed in 2022	114	
Cases Available for Processing	253	
Processed By:		
Contested Before a Judge	27	19.9%
Contested Before a Non-Judicial Officer	0	
Uncontested	106	77.9%
Administrative Review/Purge	0	
Other	3	2.2%
Cases Processed	136	100.0%
Cases Pending 12/31/2022	117	



Clinton County

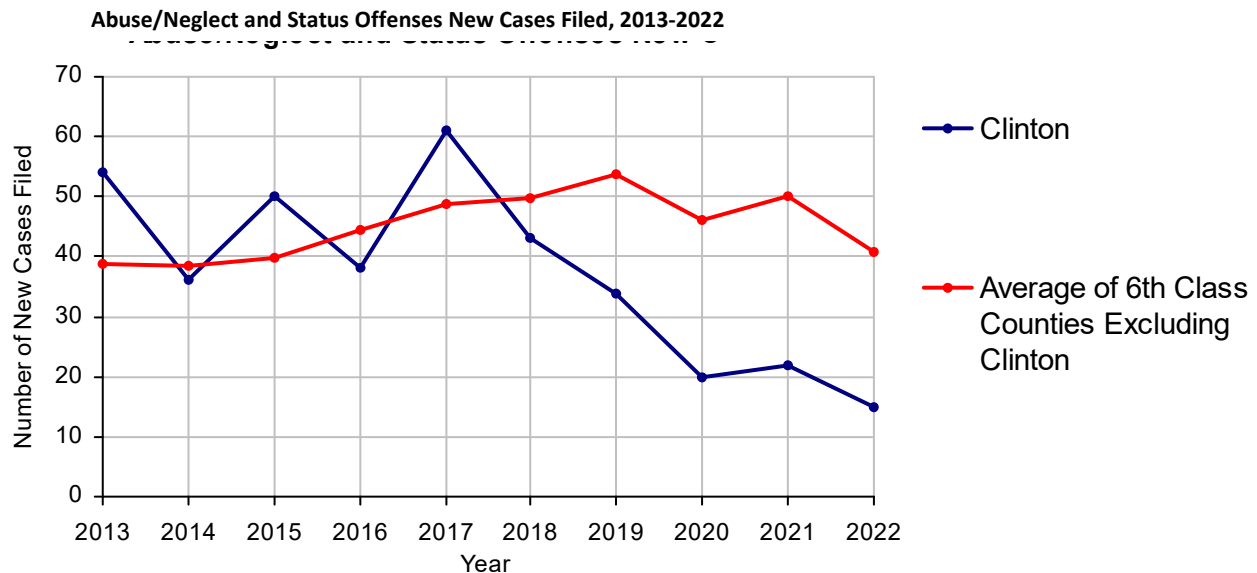
2022 Population estimate: 37,931
 Class of County: 6th
 No. of Common Pleas Court Judgeships: 2



2022 Juvenile Dependency - Petitions Pending Adjudication

	Abuse/ Neglect	Status Offenses	Total
Cases Pending 1/1/2022	4	0	4
New Petitions Filed in 2022	6	9	15
Other	3	0	3
Total Petitions Available for Processing	13	9	22
Processed by:			
Adjudicated Dependent			
Judge	8	6	14
Juvenile Court Hearing Officer	0	0	0
Adjudicated NOT Dependent			
Judge	0	0	0
Juvenile Court Hearing Officer	0	0	0
Withdrawn/Dismissed/Transferred	1	2	3
Other	3	0	3
Total Petitions Processed	12	8	20
Cases Pending 12/31/2022	1	1	2

Data provided by CPCMS

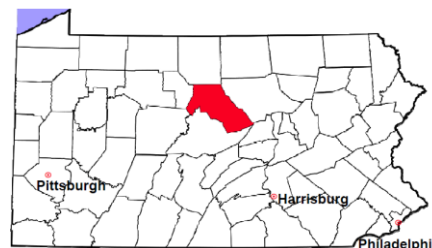


Clinton County

2022 Population estimate: 37,931

Class of County: 6th

No. of Common Pleas Court Judgeships: 2



2022 Juvenile Dependency - Adjudicated Dependent Inventory

	Abuse/ Neglect	Status Offenses	Total
Cases Pending 1/1/2022	19	15	34
New Adjudicated Dependent Cases	8	6	14
Other	4	0	4
Total Adjudicated Dependent Cases	31	21	52

Court Supervision Terminated:

Family Reunification	8	53.3%	10	71.4%	18	62.1%
Adoption	2	13.3%	0		2	6.9%
Placement with a Relative/Guardian	4	26.7%	2	14.3%	6	20.7%
Aged Out	1	6.7%	1	7.1%	2	6.9%
Other Permanency Outcomes*	0		1	7.1%	1	3.4%
Other**	0		0		0	
Total Adjudicated Dependent Cases Terminated	15	100.0%	14	100.0%	29	100.0%
Cases Pending 12/31/2022	16		7		23	

Data provided by CPCMS

* Other Permanency Outcomes include: adjudicated delinquent, death due to natural causes, emancipation, permanent living arrangement, and parent has come forward.

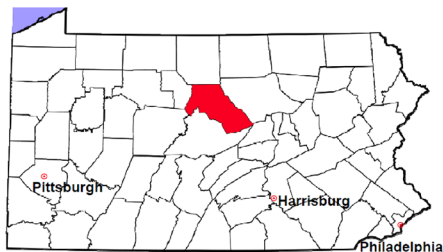
** Other includes cases where court supervision is terminated due to transfer out of jurisdiction, withdrawal and administrative closure.

Clinton County

2022 Population estimate: 37,931

Class of County: 6th

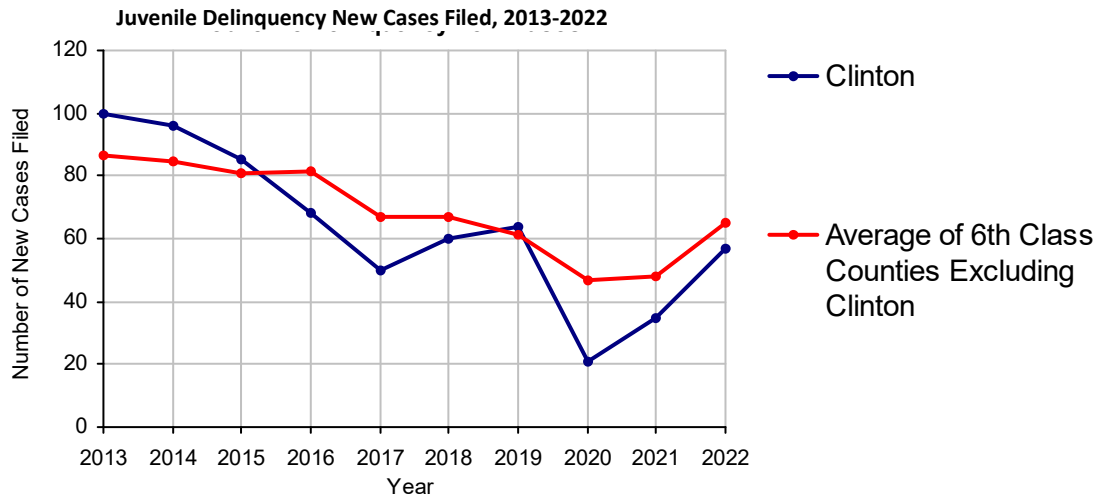
No. of Common Pleas Court Judgeships: 2



2022 Juvenile Delinquency - Cases Pending Disposition

Begin Pending	10
New Cases	57
Consent Decree Revoked	1
Informal Adjustment Program Revoked	0
Alternative Program Revoked	0
Warrant Returned	0
Other	2
Total Cases Available for Disposition	70
Warrant Issued	0
Disposed by:	
Adjudicated Delinquent by a Judge	15
Adjudicated Delinquent by a Juvenile Court Hearing Officer	0
Consent Decree Entered	19
Informal Adjustment Program Entered	0
Warned and Counseled (Pre-Petition)	0
Dismissed/Withdrawn/Transferred	4
Transferred to Criminal Court	0
Other	2
Total Cases Disposed	40
End Pending	30

Data provided by CPCMS



Clinton County

2022 Population: 37,931
 Class of County: 6th
 No. of Common Pleas Judgeships: 2

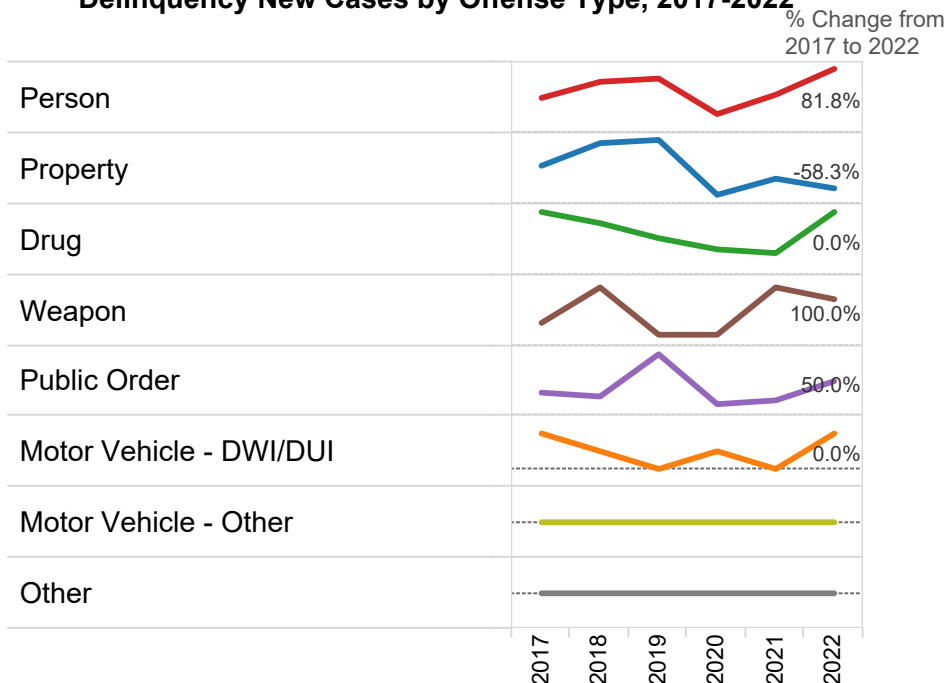


2022 Delinquency - New Cases by Offense Type

Case Type	Felony	Misdemeanor	Summary	Total	
Person	1	19	0	20	35.1%
Property	4	1	0	5	8.8%
Drug	2	15	0	17	29.8%
Weapon	0	4	0	4	7.0%
Public Order	0	9	0	9	15.8%
Motor Vehicle - DWI/DUI	0	2	0	2	3.5%
Motor Vehicle - Other	0	0	0	0	0.0%
Other	0	0	0	0	0.0%
Total	7	50	0	57	100.0%
	12.3%	87.7%	0.0%	100.0%	

Data provided by CPCMS

Delinquency New Cases by Offense Type, 2017-2022

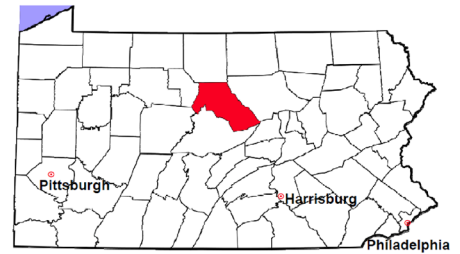


Clinton County

2022 Population estimate: 37,931

Class of County: 6th

No. of Common Pleas Court Judgeships: 2



2022 Juvenile Delinquency - Formal Dispositions

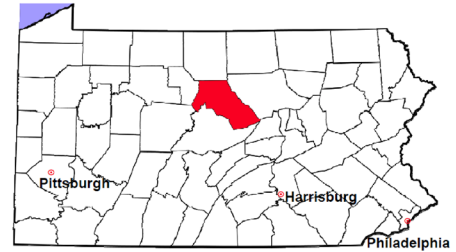
Begin Pending	17
Adjudicated Delinquent by a Judge	15
Adjudicated Delinquent by a Juvenile Court Hearing Officer	0
Warrant Returned	0
Other	0
Total Adjudicated Delinquent Cases	32
Warrant Issued	0
Court Supervision Terminated:	
Conditions Satisfied	1
Compelling Reasons	8
Reached Age 21	0
Transferred to Another Juvenile Court	0
Other	0
Total Adjudicated Delinquent Cases Terminated	9
End Pending	23

(R) - Revised

Data provided by CPCMS

Clinton County

2022 Population estimate: 37,931
 Class of County: 6th
 No. of Common Pleas Court Judgeships: 2

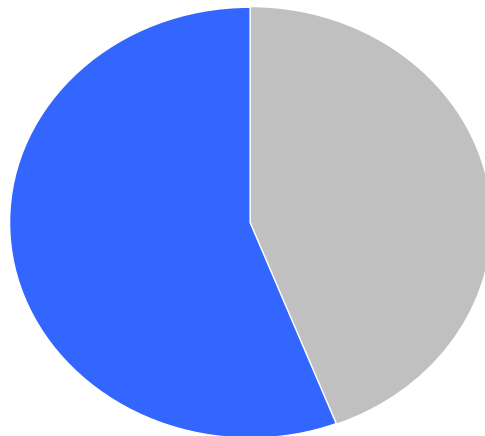


2022 Juvenile Delinquency - Informal Dispositions

Pending Consent Decrees	5
Pending Informal Adjustments	0
New Consent Decrees	19
New Informal Adjustments	0
Warrant Returned	0
Other	0
Cases Informally Disposed	24
Warrant Issued	0
Terminated by:	
Consent Decree Completed	10
Informal Adjustment Completed	0
Consent Decree Revoked	1
Informal Adjustment Program Revoked	0
Other	1
Total Informally Disposed Cases Terminated	12
End Pending	12

(R) - Revised
 Data provided by CPCMS

Informal Dispositions: **56%**



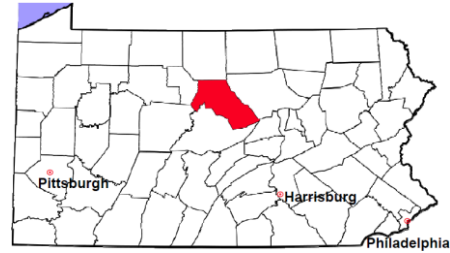
Delinquency Cases are disposed either formally, at a proceeding held before a judge or hearing officer, or informally without a proceeding. Informal dispositions include informal adjustments supervised by a juvenile probation officer; consent decrees agreed upon with the District Attorney after a petition is filed; or other pre-petition process by the juvenile probation department.

Clinton County

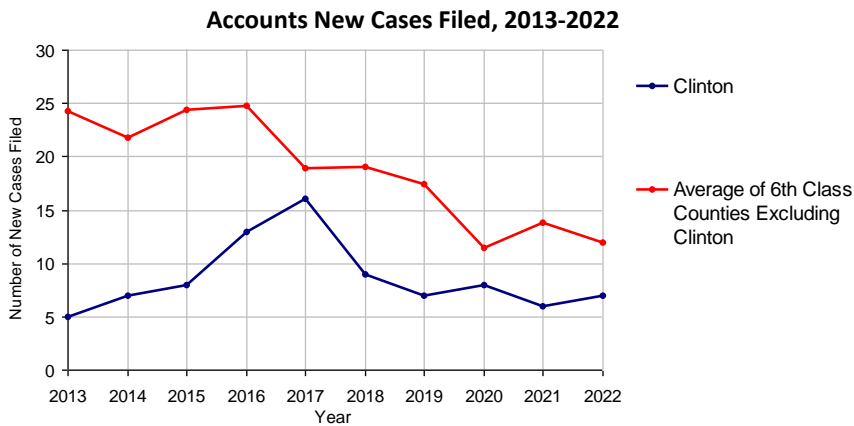
2022 Population estimate: 37,931

Class of County: 6th

No. of Common Pleas Court Judgeships: 2



2022 Accounts	No. of Cases
Cases Pending 1/1/2022	2
New Cases Filed in 2022	7
Cases Available for Processing	9
Processed By:	
Contested before a Judge	0
Contested before a Non-Judicial Officer	0
Uncontested	7 100.0%
Other	0
Cases Processed	7 100.0%
Cases Pending 12/31/2022	2

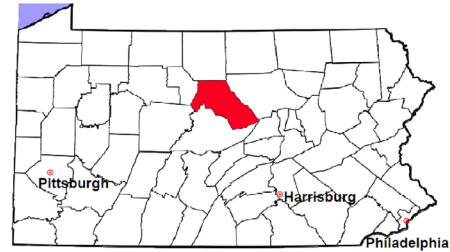


Clinton County

2022 Population estimate: 37,931

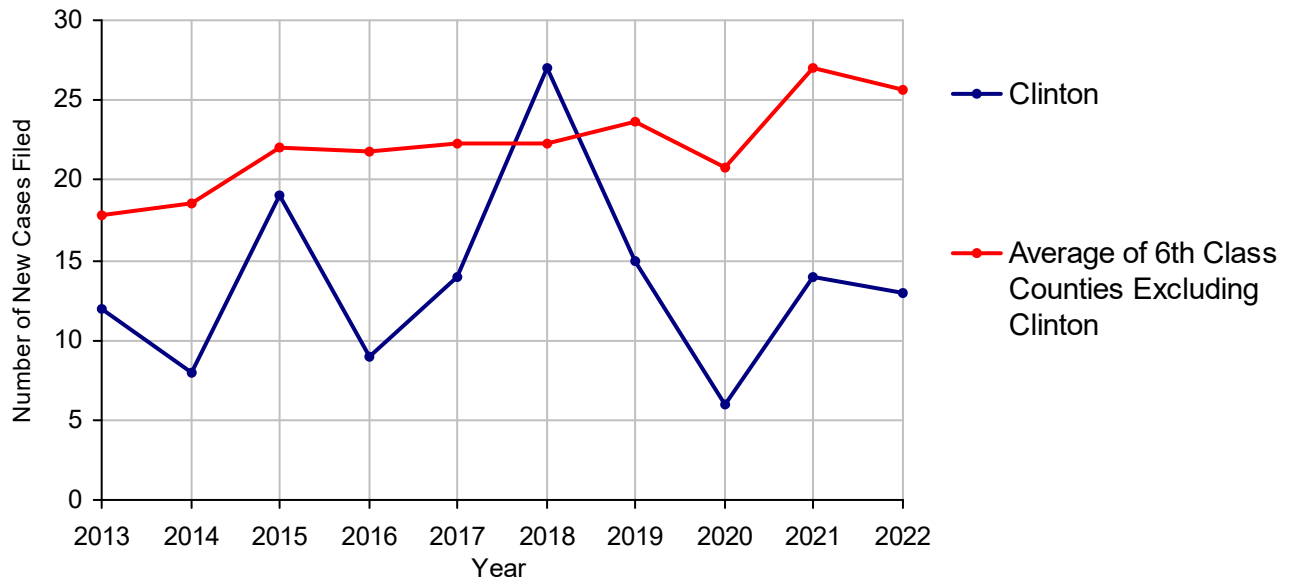
Class of County: 6th

No. of Common Pleas Court Judgeships: 2



2022 Adoptions		No. of Cases	
Cases Pending 1/1/2022		0	
New Cases Filed in 2022		13	
Cases Available for Processing		13	
Processed By:			
Contested before a Judge	Granted	0	
	Denied	0	
Uncontested	Granted	7	100.0%
	Denied	0	
Other		0	
Cases Processed		7	100.0%
Cases Pending 12/31/2022		6	

Adoptions New Cases Filed, 2013-2022

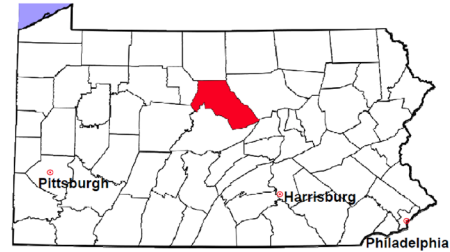


Clinton County

2022 Population estimate: 37,931

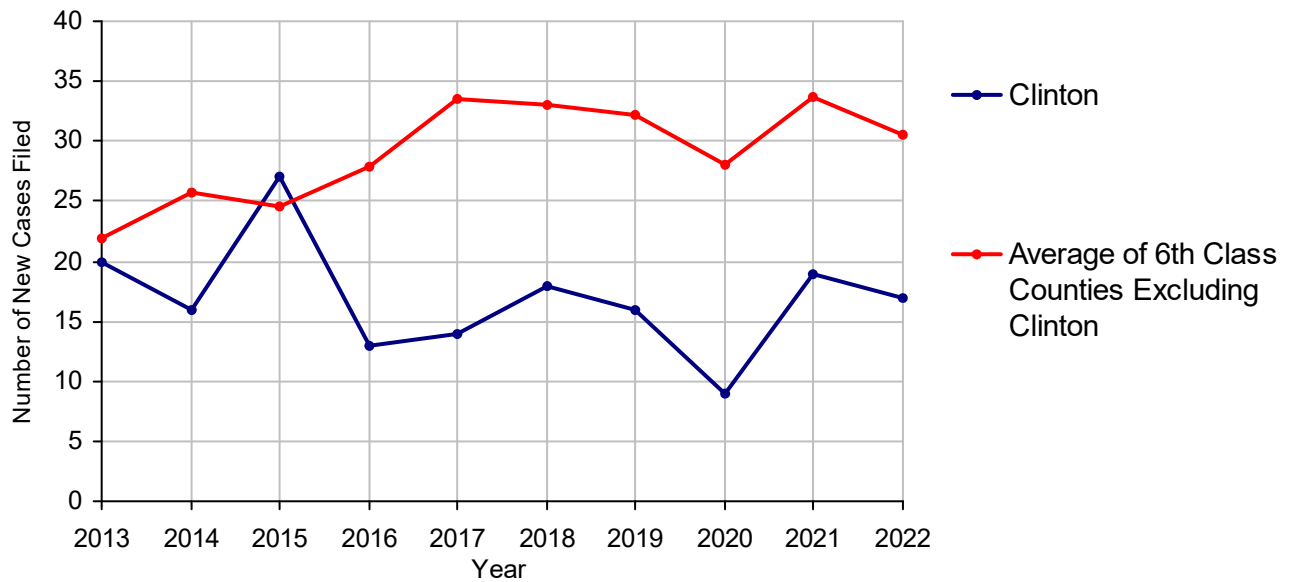
Class of County: 6th

No. of Common Pleas Court Judgeships: 2



2022 Relinquishments/Terminations	No. of Cases	
Cases Pending 1/1/2022	12	
New Cases Filed in 2022	17	
Cases Available for Processing	29	
Processed By:		
Contested before a Judge	4	20.0%
Uncontested	16	80.0%
Other	0	
Cases Processed	20	100.0%
Cases Pending 12/31/2022	9	

Relinquishments/Terminations New Cases Filed, 2013-2022

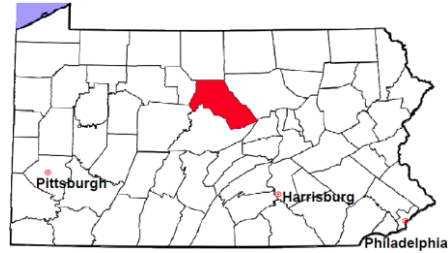


Clinton County

2022 Population estimate: 37,931

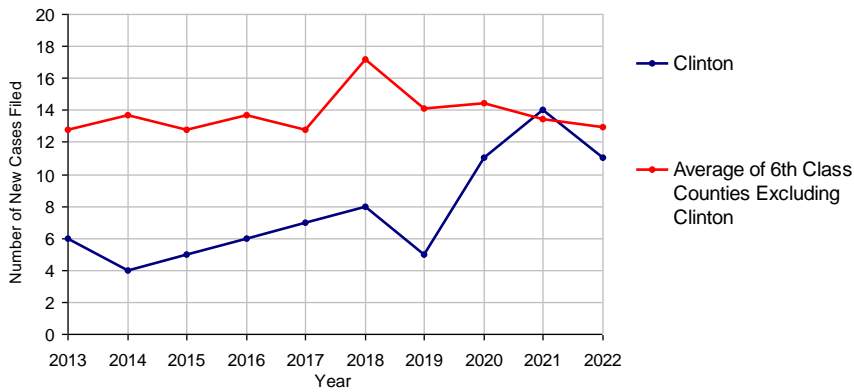
Class of County: 6th

No. of Common Pleas Court Judgeships: 2



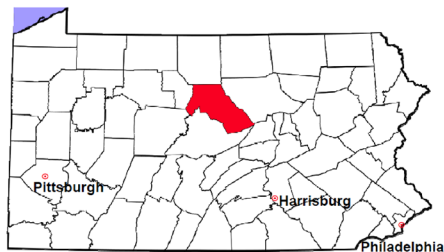
2022 Appointment of Guardians	No. of Cases	
Cases Pending 1/1/2022	2	
New Cases Filed in 2022	11	
Cases Available for Processing	13	
Processed By:		
Contested before a Judge	0	
Uncontested	12	92.3%
Other	1	7.7%
Cases Processed	13	100.0%
Cases Pending 12/31/2022	0	

Appointment of Guardians New Cases Filed, 2013-2022



Clinton County

2022 Population estimate: 37,931
 Class of County: 6th
 No. of Common Pleas Court Judgeships: 2



2022 Jury Yield and Utilization

Jury Yield

Qualification Questionnaires/Summonses Mailed:	936	A		
Returned Undeliverable:	4	B	0.4%	Of Qualification Questionnaires/ Summonses Mailed
Not Responded to:	3	C	0.3%	
Disqualified:	24	D	2.6%	
Exempted:	20	E	2.1%	
Excused:	218	F	23.3%	
Deferred to New Term:	63	G	6.7%	
Deferred from Previous Term:	69	H	7.4%	
Total Number of Qualified Jurors Available for Service:	673	I	71.9%	

$I = A - B - C - D - E - F - G + H$

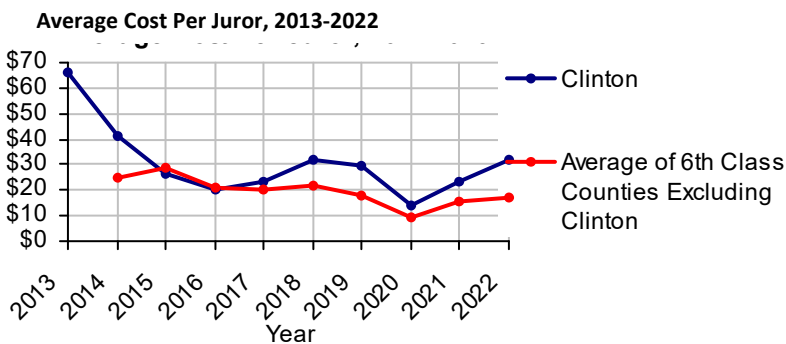
Jury Utilization

Reporting for Service:	588	87.4%	Of Jurors Qualified and Available
Told Not to Report for Service:	355	52.7%	
Sent to Courtroom for Jury Selection (Voir Dire):	669	113.8%	Of Jurors Reporting for Service
Impaneled or Sworn (jurors/alternates):	192	32.7%	
Removed for Cause/Hardship:	109		
Removed by Peremptory Challenge:	190		
Number of Jury Trials Started:	6		
Pool Days:	6		
Zero Panel Days:	0		(Of Pool Days)

Jury Costs

Total Annual Budget for Juror Operations:	\$30,093.00	J
Average Cost Per Juror:	\$32.15	K

$K = J/A$



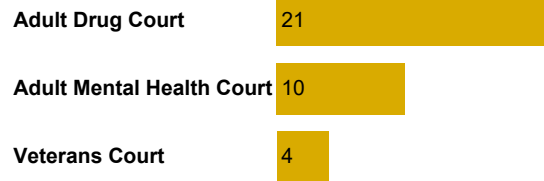
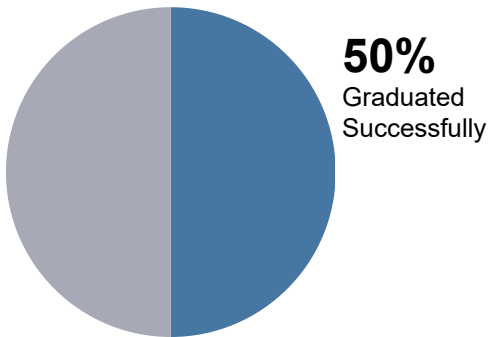
Clinton County

2022 Problem Solving Courts

22 Discharges

35 Admissions

Of All Court Participants Discharged:



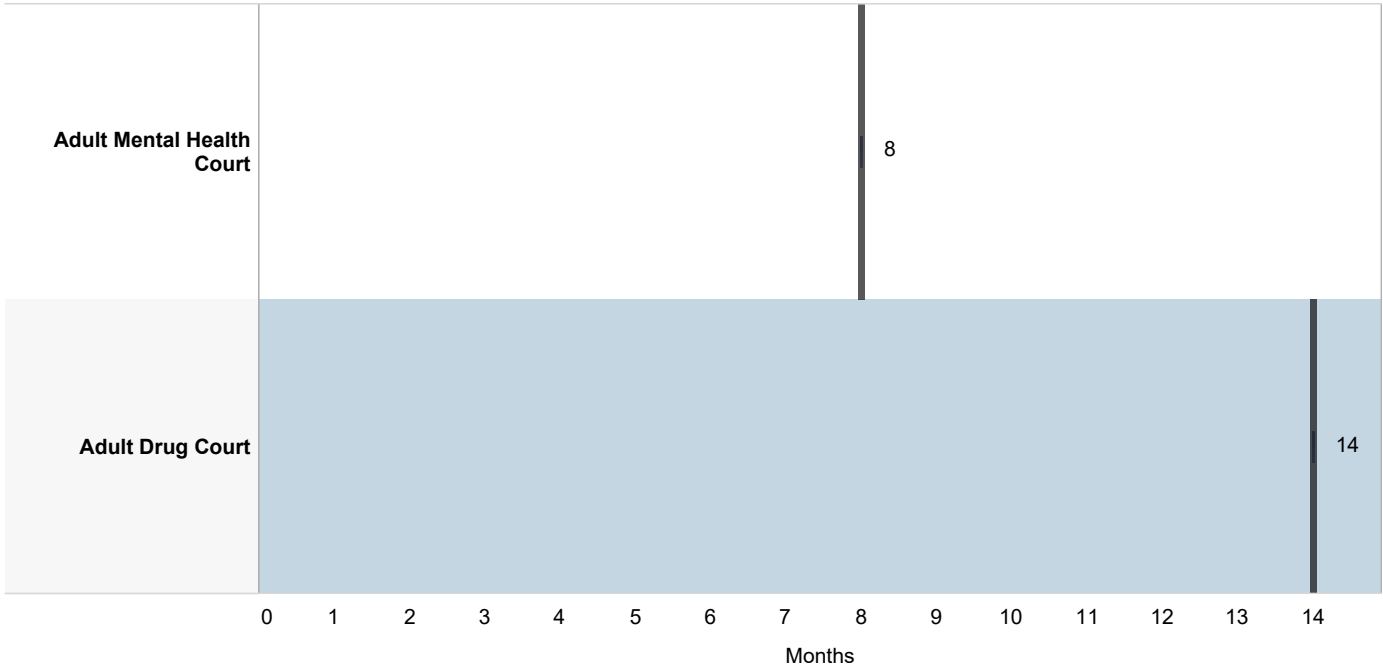
Discharge Reason

	Successfully Completed	Unsuccessful/ New Offense	Unsuccessful /Non-Compliant	Other	Total Discharges
Adult Drug Court	8 (57.1%)	2 (14.3%)	2 (14.3%)	2 (14.3%)	14 (100.0%)
Adult Mental Health Court	3 (37.5%)	1 (12.5%)	3 (37.5%)	1 (12.5%)	8 (100.0%)


Clinton County

2022 Problem Solving Courts

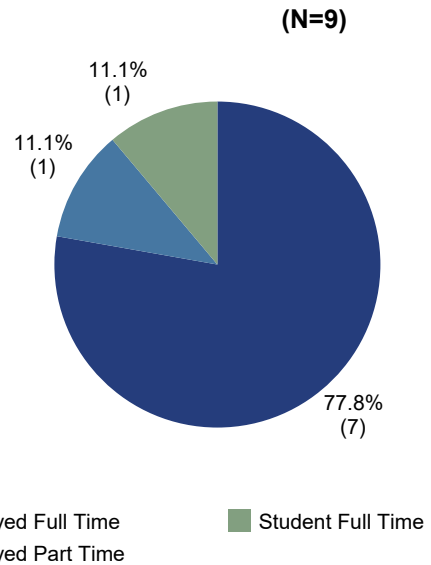
Median Months from Admission to Discharge



Among successful graduates, there was a 50% increase in employment.



78% of the employed successful graduates were employed full time:



27% (6) of all participants have improved in **education level** at discharge.

DEPARTMENT OF RESEARCH & STATISTICS

KIM NIEVES, PH.D.

DIRECTOR

ANDREW GINDER, MPA

ASSISTANT DIRECTOR

YAN LIU, M.S.

SENIOR STATISTICAL ANALYST

SASANKA ADIKARI, PH.D

DATA SCIENTIST

AMANDA PEREIRA

RESEARCH ASSISTANT