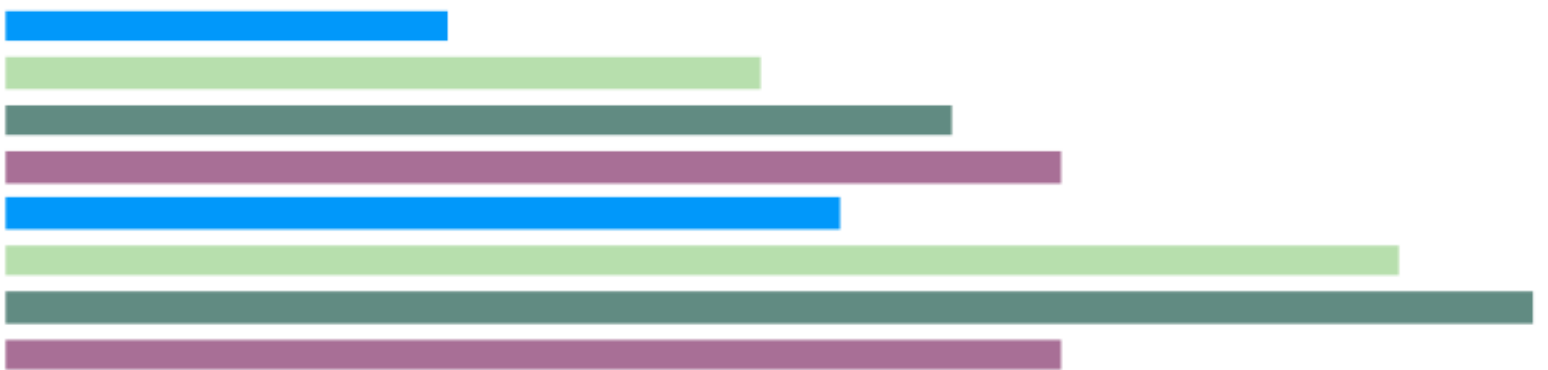
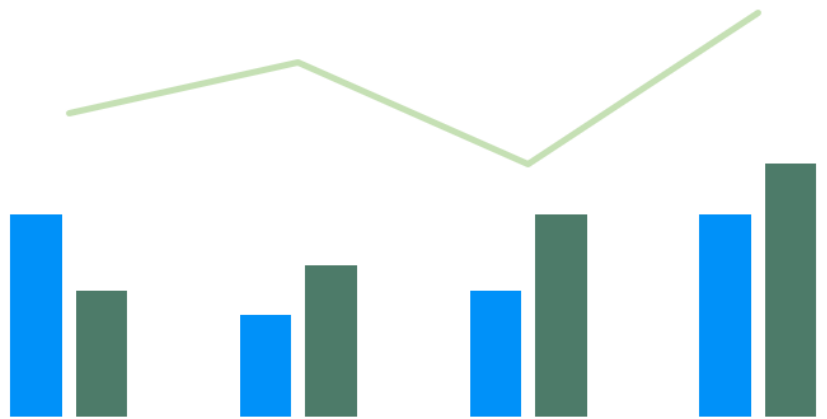
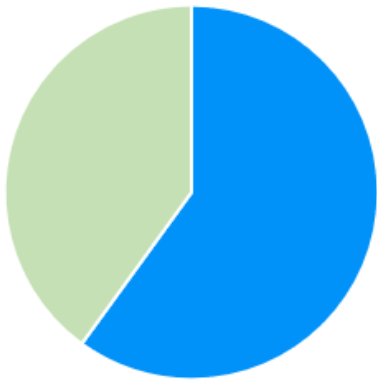


2022

Court of Common Pleas
Caseload Statistics for


Clarion County



We are pleased to provide you with a copy of the 2022 County Caseload Display pages. They can also be viewed on the AOPC webpage at www.pacourts.us in the *News & Statistics* section under *Research & Statistics*.

Should you have any questions or comments, please do not hesitate to contact me at 717.231.3300.

Sincerely,

A handwritten signature in black ink, appearing to read 'Sasanka', is written over a horizontal line. The signature is fluid and cursive.

Sasanka Adikari, Ph.D.
Data Scientist
Department of Research and Statistics

Table of Contents

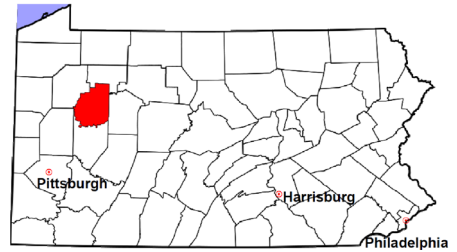
CPCMS Criminal	Page 1
CPCMS Criminal - New Cases by Case Type.....	Page 2
Civil.....	Page 3
Civil - Docketed Cases Listed by Case Type.....	Page 4
Protection From Abuse	Page 5
Spousal & Child Support and Paternity	Page 6
Custody/Partial Custody/Visitation.....	Page 7
Divorce	Page 8
Juvenile Dependency - Active Dependent Inventory	Page 9
Juvenile Dependency - Adjudicated Dependent Inventory	Page 10
Juvenile Delinquency - Cases Pending Disposition.....	Page 11
Juvenile Delinquency - New Cases by Case Type	Page 12
Juvenile Delinquency - Formal Dispositions	Page 13
Juvenile Delinquency - Informal Dispositions	Page 14
Accounts.....	Page 15
Adoptions.....	Page 16
Relinquishments/Terminations	Page 17
Appointment of Guardians	Page 18
Jury Yield and Utilization	Page 19
Problem Solving Courts.....	Pages 20-21

Clarion County

2022 Population estimate: 37,346

Class of County: 6th

No. of Common Pleas Court Judgeships: 1



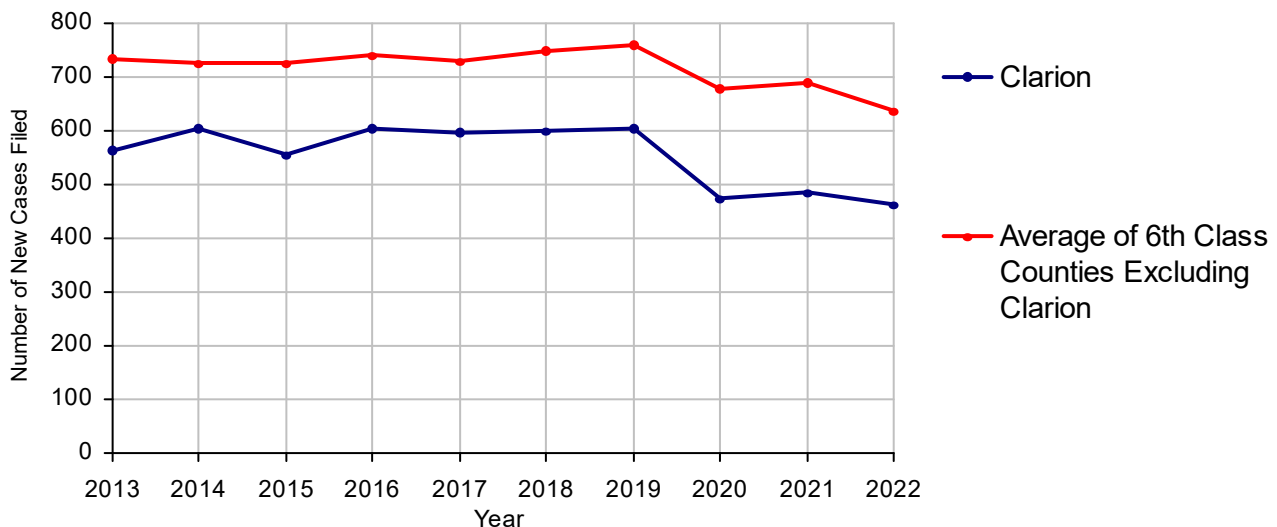
2022 Criminal	No. of Cases	
Cases Pending 1/1/2022	246	
New Cases Filed in 2022	464	
Reopened Cases	26	
Cases Available for Processing	736	
Processed by:		
Withdrawn/Dismissed	43	8.4%
Diversionsary Disposition*	59	11.5%
Guilty Plea	379	74.2%
Non-Jury Trial	1	0.2%
Jury Trial	12	2.3%
Inactive	17	3.3%
Other	0	
Total Cases Processed	511	100.0%
Cases Pending 12/31/2022	225	
Cases Awaiting Sentencing	102	

Age of Pending Cases as of 12/31/2022		
0-60 Days	70	31.1%
61-120 Days	63	28.0%
121-180 Days	39	17.3%
181-240 Days	21	9.3%
241-300 Days	15	6.7%
301-360 Days	4	1.8%
Over 360 Days	13	5.8%
Total	225	100.0%

Data provided by CPCMS

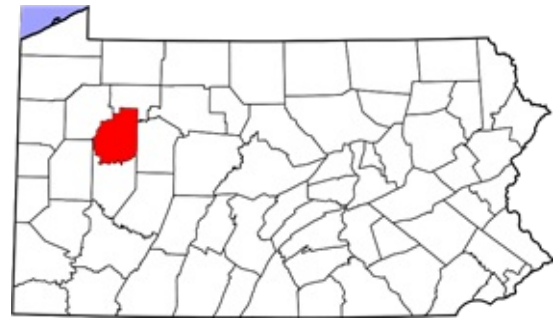
* Includes other diversionsary programs such as Veterans Court.

Criminal New Cases, 2013-2022



Clarion County

2022 Population: 37,346
 Class of County: 6th
 No. of Common Pleas Judgeships: 1

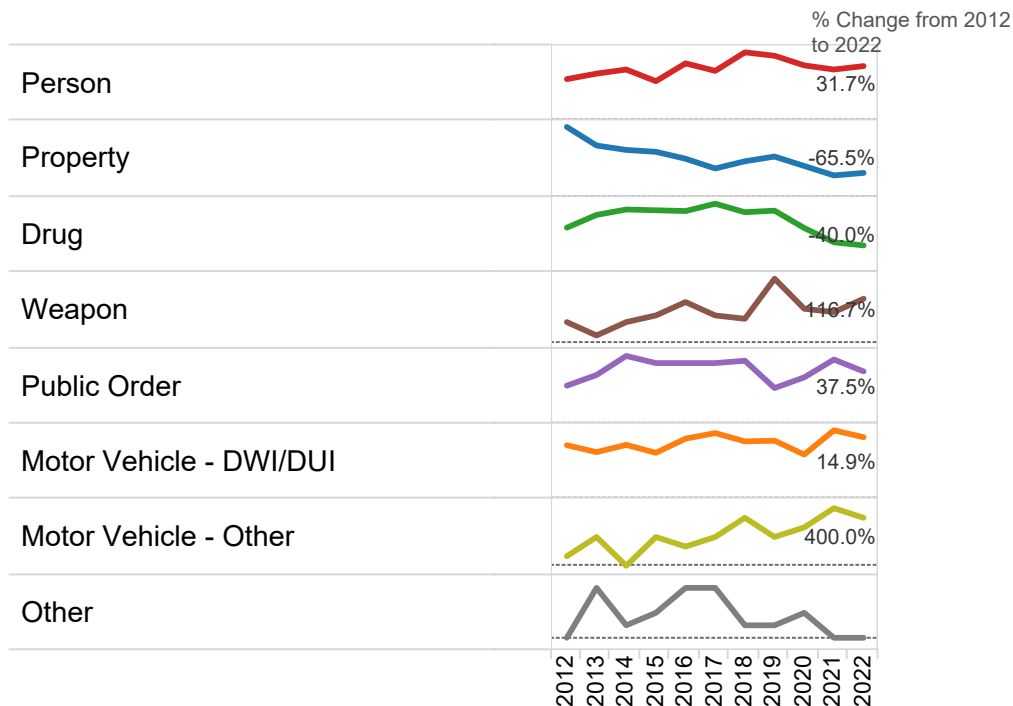


2022 Criminal - New Cases by Offense Type

Case Type	Felony	Misdemeanor	Summary	Total	
Person	45	34	0	79	17.0%
Property	42	35	0	77	16.6%
Drug	36	33	0	69	14.9%
Weapon	10	3	0	13	2.8%
Public Order	16	28	0	44	9.5%
Motor Vehicle - DWI/DUI	6	171	0	177	38.1%
Motor Vehicle - Other	2	3	0	5	1.1%
Other	0	0	0	0	0.0%
Total	157	307	0	464	100.0%
	33.8%	66.2%	0.0%	100.0%	

Data provided by CPCMS

Criminal New Cases by Offense Type, 2012-2022

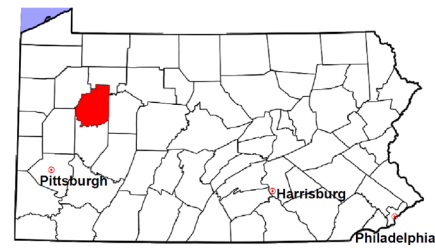


Clarion County

2022 Population estimate: 37,346

Class of County: 6th

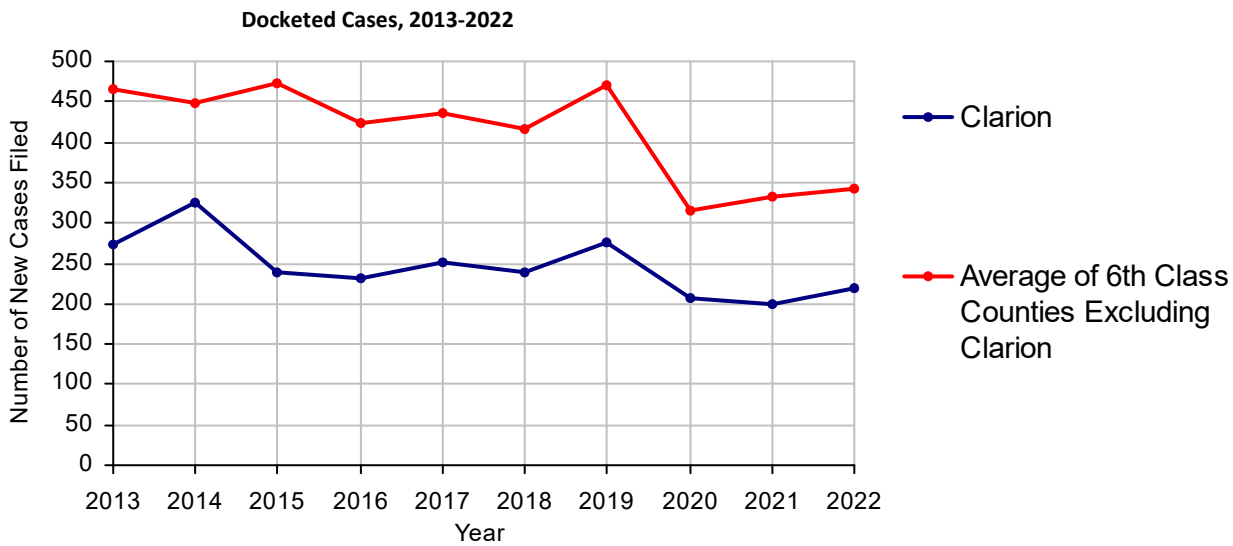
No. of Common Pleas Court Judgeships: 1



2022 Civil	Civil Action	Other	Total
Cases Pending 1/1/2022	254	294	548 (R)
Docketed Cases	117	103	220
Arbitration Appeals	0	0	0
Transferred In	0	0	0
Returned to Active	0	0	0
Cases Available for Processing	371	397	768
Processed By:			
Default Judgments	84	45	129
Cases Decided by Arbitration Board	5	5	10
Dispositive Motions	4	9	13
Settlements	14	17	31
Moved to Inactive Status	0	0	0
Transferred/Withdrawn	2	17	19
Dismissed/Discontinued	54	36	90
Administrative Purge	16	23	39
Other	2	13	15
Jury Trial	0	0	0
Non-Jury Trial	0	1	1
Total Cases Processed	181	166	347
Cases Pending 12/31/2022	190	231	421

Age of Pending Cases as of 12/31/2022 (Civil Action Only)		
0-6 months	45	23.7%
7-12 months	27	14.2%
13-18 months	24	12.6%
19-24 months	15	7.9%
25-30 months	18	9.5%
31-36 months	4	2.1%
37-42 months	6	3.2%
43-48 months	9	4.7%
49-54 months	4	2.1%
55-60 months	0	
61-66 months	8	4.2%
67-72 months	6	3.2%
Over 72 months	24	12.6%
Total	190	100.0%

(R) - Revised

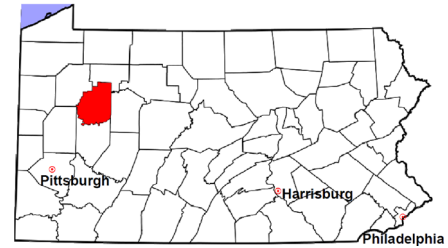


Clarion County

2022 Population estimate: 37,346

Class of County: 6th

No. of Common Pleas Court Judgeships: 1



2022 Civil - Docketed Cases Listed by Case Type

TORT	19	8.6%
<i>(does not include mass tort)</i>		
Intentional	0	
Malicious Prosecution	0	
Motor Vehicle	9	
Nuisance	0	
Premise Liability	5	
Product Liability	2	
Slander/Libel/Defamation	1	
Other	2	
MASS TORT	0	
Asbestos	0	
Tobacco	0	
Toxic Tort - DES	0	
Toxic Tort - Implant	0	
Toxic Waste	0	
Other	0	
PROFESSIONAL LIABILITY	2	0.9%
Dental	0	
Legal	0	
Medical Malpractice	2	
Other	0	
CONTRACT	94	42.7%
<i>(does not include judgments)</i>		
Buyer Plaintiff	2	
Debt Collection: Credit Card	46	
Debt Collection: Other	40	
Employment Dispute: Discrimination	0	
Employment Dispute: Other	0	
Other	6	

REAL PROPERTY	62	28.2%
Ejectment*	2	
Eminent Domain/Condemnation*	1	
Ground Rent	0	
Landlord/Tenant Dispute	2	
Mortgage Foreclosure:		
Residential*	34	
Commercial*	8	
Partition of Real Property*	1	
Quiet Title*	1	
Other*	13	
CIVIL APPEALS	18	8.2%
<i>- Administrative Agencies</i>		
Board of Assessment*	0	
Board of Elections*	0	
Dept. of Transportation*	14	
Zoning Board*	0	
Statutory Appeal - Other*	1	
Other*	3	
MISCELLANEOUS	25	11.4%
Common Law/		
Statutory Arbitration*	0	
Declaratory Judgment*	1	
Mandamus*	1	
Non-Domestic Relations		
Restraining Order*	2	
Quo Warranto*	0	
Replevin*	4	
Other*	17	
TOTAL DOCKETED CASES:	220	100.0%

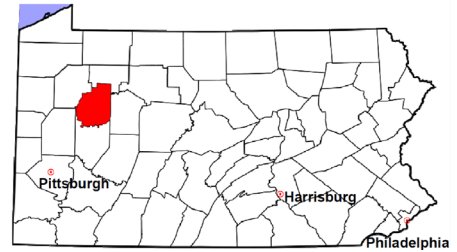
Of the Docketed Cases:

Pro Se Filings:	15	6.8%	Class Action Suits	0	MDJ Appeals:	16	7.3%
-----------------	----	------	--------------------	---	--------------	----	------

*Civil Other

Clarion County

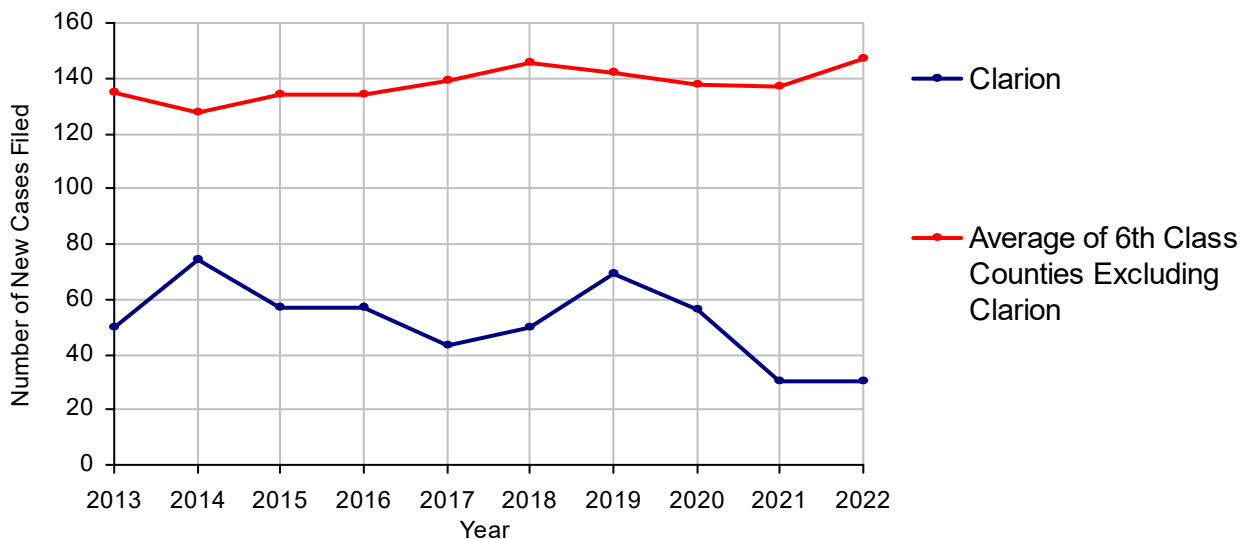
2022 Population estimate: 37,346
 Class of County: 6th
 No. of Common Pleas Court Judgeships: 1



2022 Protection From Abuse

	No. of Petitions
Cases Pending 1/1/2022	3
New Cases Filed in 2022	30
<i>Of these, Petitions Requesting Temporary Orders: 30 (100.0%)</i>	
<i>Temporary Orders DENIED: 2 (6.7%), Temporary Orders GRANTED: 28 (93.3%)</i>	
Cases Available for Processing	33
Processed By:	
Temporary Order DENIED After Ex Parte Hearing and No Evidentiary Hearing Scheduled	2 6.5%
Temporary Order DISMISSED After Evidentiary Hearing and No Final Order Entered	9 29.0%
Final Order DENIED After Evidentiary Hearing Before a Judge or a Judicial Officer	0
Final Order GRANTED After Evidentiary Hearing Before a Judge or a Judicial Officer	17 54.8%
Plaintiff Did Not Appear For Evidentiary Hearing	0
Final Order by STIPULATION OR AGREEMENT Between the Parties	0
Petition WITHDRAWN by Plaintiff	3 9.7%
TRANSFERRED to Another Jurisdiction	0
Other	0
Cases Processed	31 100.0%
Cases Pending 12/31/2022	2

PFA New Cases Filed, 2013-2022

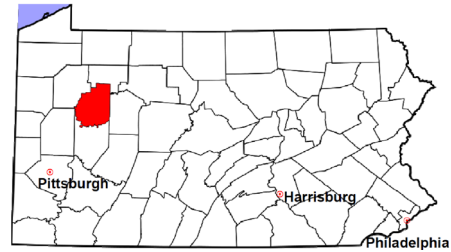


Clarion County

2022 Population estimate: 37,346

Class of County: 6th

No. of Common Pleas Court Judgeships: 1



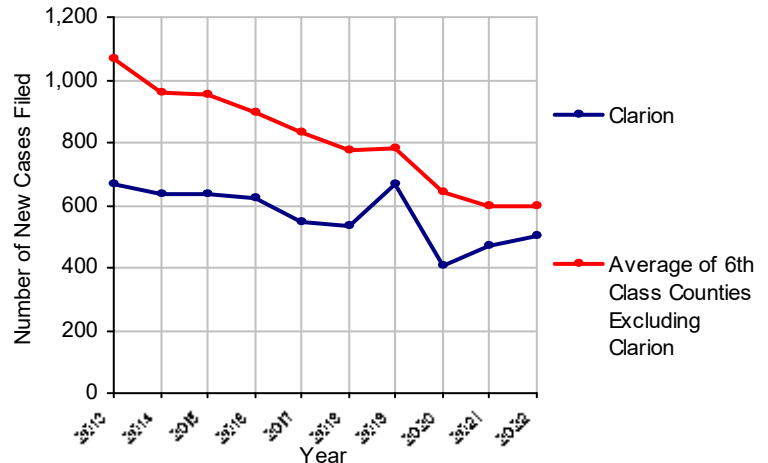
2022 Spousal & Child Support	No. of Petitions
Cases Pending 1/1/2022	42
New Cases Filed in 2022	501
Dockets Transferred In (+)	8
Dockets Transferred Out (-)	14
Cases Available for Processing	537
Processed By:	
Judge	16 3.4%
Intake Officer	434 91.6%
Hearing Officer	24 5.1%
Other	0
Cases Processed	474 100.0%
Cases Pending 12/31/2022	63

Data provided by PACSES

2022 Paternity	No. of Cases
Acknowledgements Filed:	
Non-Domestic Relations Section	41 73.2%
During Conference	9 16.1%
Non-Stipulated (post genetic test)	0
Pre-Trial Conference	6 10.7%
Total	56 100.0%
Established:	
Stipulated by Genetic Tests	9 19.6%
Default - Father Failed to Appear	29 63.0%
Adjudication by Court Proceeding	0
Out of State	8 17.4%
Total	46 100.0%
Cases Pending 12/31/2022	12

Data provided by PACSES

Spousal & Child Support New Cases Filed, 2013-2022



DEFINITIONS:

ACKNOWLEDGEMENTS FILED:

NON-DOMESTIC RELATIONS SECTION: The voluntary Acknowledgement of Paternity by the alleged father.

DURING CONFERENCE: The alleged father signed the Acknowledgement of Paternity-Waiver of Trial (PE-010) at the initial child support conference.

NON-STIPULATED (POST GENETIC TEST): The alleged father signed the Acknowledgement of Paternity-Waiver of Trial after genetic tests were conducted and resulted in the alleged father being determined to be the biological father.

PRE-TRIAL CONFERENCE: The alleged father signed the Acknowledgement of Paternity-Waiver of Trial at the pre-trial conference.

ESTABLISHED:

STIPULATED BY GENETIC TESTS: The alleged father requested genetic tests and signed a stipulation that if the test results had a 99% or higher probability of paternity then the alleged father would be stipulated as the biological father of the child.

DEFAULT - FATHER FAILED TO APPEAR: The alleged father failed to appear after being served for either a support conference, hearing, or genetic test and a default paternity order was entered by the court.

ADJUDICATION BY COURT PROCEEDING: The alleged father was determined to be the biological father of the child through a court proceeding.

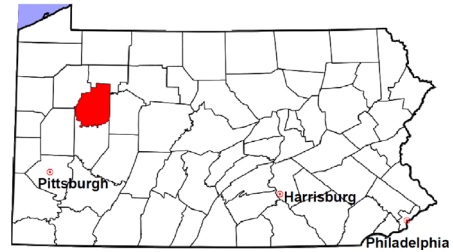
OUT OF STATE: Paternity was established in another state, "Out of state only".

Clarion County

2022 Population Estimate: 37,346

Class of County: 6th

No. of Common Pleas Court Judgeships: 1

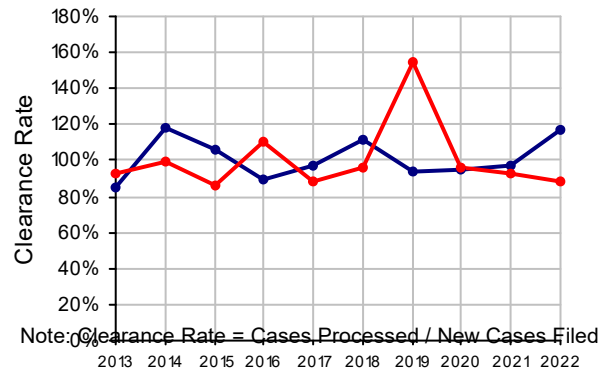


2022 Custody/Partial Custody/Visitation

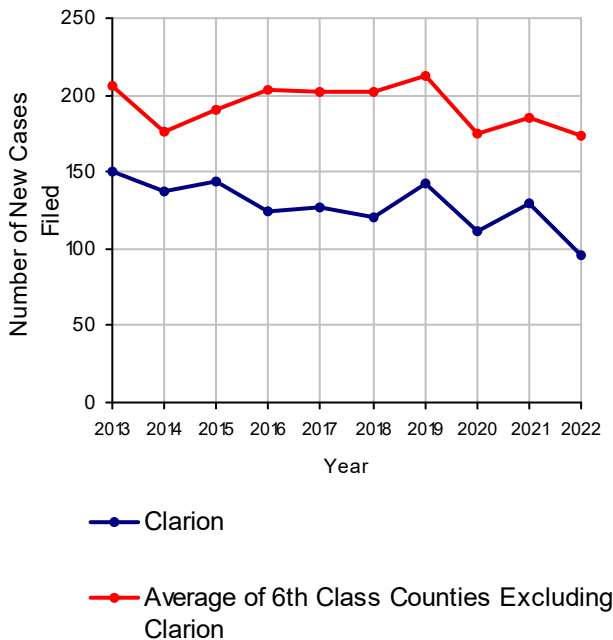
No. of Petitions

Cases Pending 1/1/2022	45
New Cases Filed in 2022	96
Cases Available for Processing	141
Processed By:	
Judge	29 25.9%
Non-Judicial Officer	17 15.2%
Administrative Review/Purge	8 7.1%
Other	58 51.8%
Cases Processed	112 100.0%
Cases Pending 12/31/2022	29

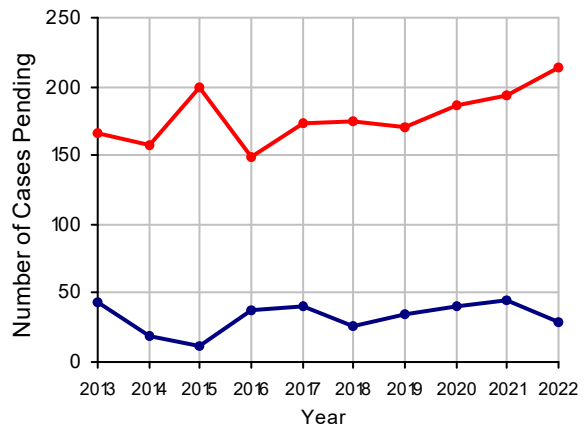
Clearance Rate, 2013-2022



Custody/Partial Custody/Visitation New Cases Filed, 2013-2022



Cases Pending at the End of Year, 2013-2022

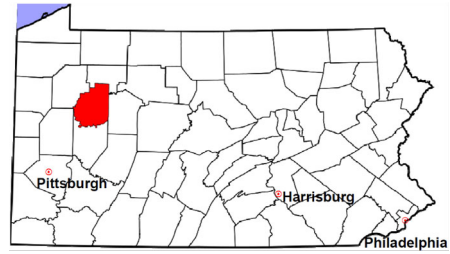


Clarion County

2022 Population estimate: 37,346

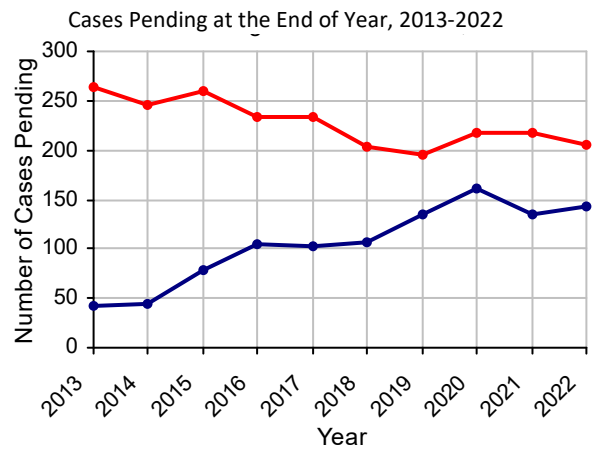
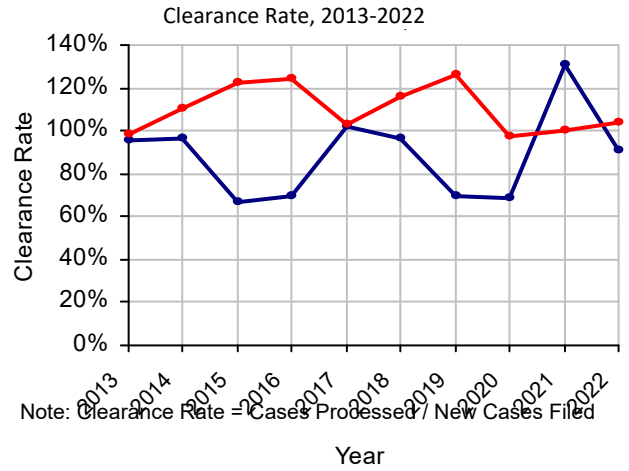
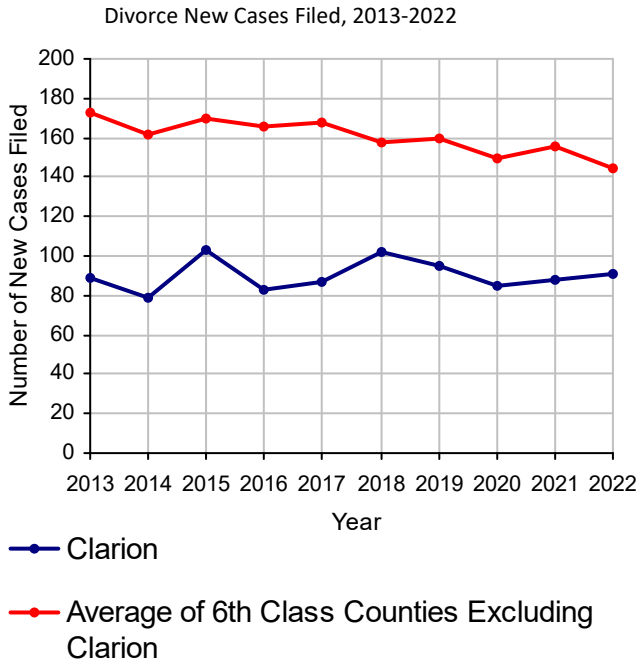
Class of County: 6th

No. of Common Pleas Court Judgeships: 1



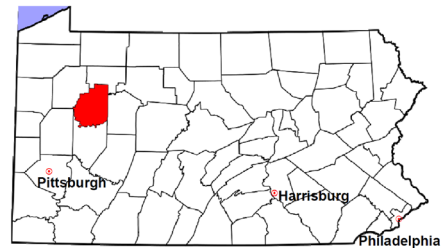
2022 Divorce

	No. of Petitions	
Cases Pending 1/1/2022	135	
New Cases Filed in 2022	91	
Cases Available for Processing	226	
Processed By:		
Contested Before a Judge	0	
Contested Before a Non-Judicial Officer	1	1.2%
Uncontested	69	83.1%
Administrative Review/Purge	13	15.7%
Other	0	
Cases Processed	83	100.0%
Cases Pending 12/31/2022	143	



Clarion County

2022 Population estimate: 37,346
 Class of County: 6th
 No. of Common Pleas Court Judgeships: 1

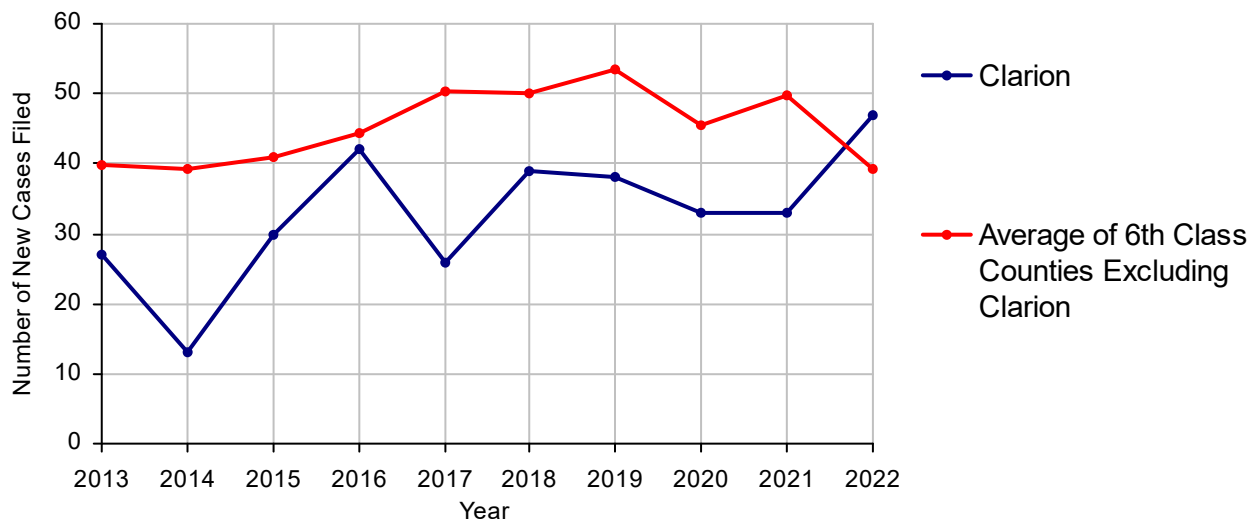


2022 Juvenile Dependency - Petitions Pending Adjudication

	Abuse/ Neglect	Status Offenses	Total
Cases Pending 1/1/2022	6	0	6
New Petitions Filed in 2022	45	2	47
Other	5	0	5
Total Petitions Available for Processing	56	2	58
Processed by:			
Adjudicated Dependent			
Judge	43	0	43
Juvenile Court Hearing Officer	0	0	0
Adjudicated NOT Dependent			
Judge	0	0	0
Juvenile Court Hearing Officer	0	0	0
Withdrawn/Dismissed/Transferred	1	0	1
Other	7	0	7
Total Petitions Processed	51	0	51
Cases Pending 12/31/2022	5	2	7

Data provided by CPCMS

Abuse/Neglect and Status Offenses New Cases Filed, 2013-2022

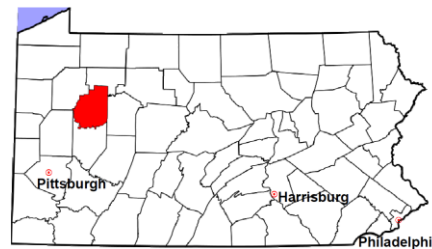


Clarion County

2022 Population estimate: 37,346

Class of County: 6th

No. of Common Pleas Court Judgeships: 1



2022 Juvenile Dependency - Adjudicated Dependent Inventory

	Abuse/ Neglect	Status Offenses	Total			
Cases Pending 1/1/2022	46	0	46			
New Adjudicated Dependent Cases	43	0	43			
Other	1	0	1			
Total Adjudicated Dependent Cases	90	0	90			
<u>Court Supervision Terminated:</u>						
Family Reunification	20	52.6%	0	20	52.6%	
Adoption	6	15.8%	0	6	15.8%	
Placement with a Relative/Guardian	7	18.4%	0	7	18.4%	
Aged Out	4	10.5%	0	4	10.5%	
Other Permanency Outcomes*	0		0	0		
Other**	1	2.6%	0	1	2.6%	
Total Adjudicated Dependent Cases Terminated	38	100.0%	0	100.0%	38	100.0%
Cases Pending 12/31/2022	52		0		52	

Data provided by CPCMS

* Other Permanency Outcomes include: adjudicated delinquent, death due to natural causes, emancipation, permanent living arrangement, and parent has come forward.

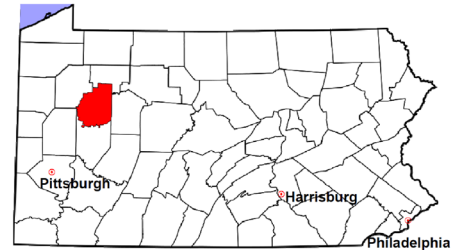
** Other includes cases where court supervision is terminated due to transfer out of jurisdiction, withdrawal and administrative closure.

Clarion County

2022 Population estimate: 37,346

Class of County: 6th

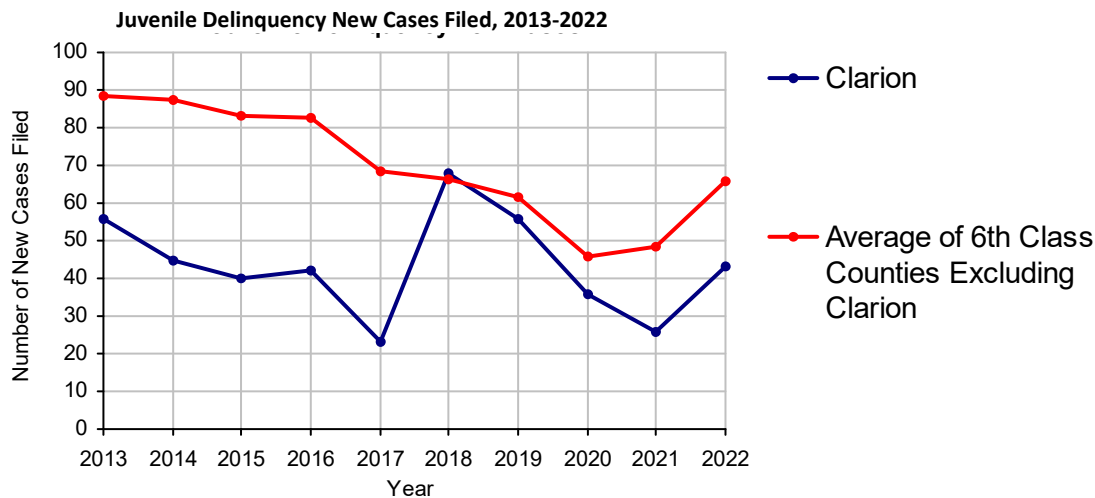
No. of Common Pleas Court Judgeships: 1



2022 Juvenile Delinquency - Cases Pending Disposition

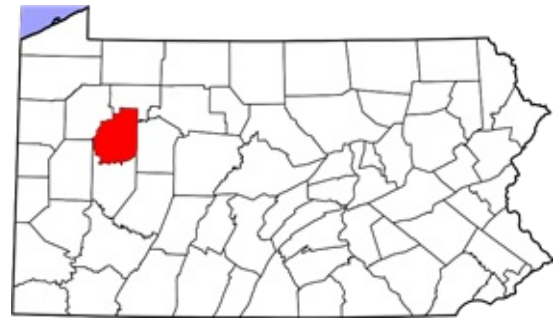
Begin Pending	6
New Cases	43
Consent Decree Revoked	1
Informal Adjustment Program Revoked	0
Alternative Program Revoked	0
Warrant Returned	0
Other	6
Total Cases Available for Disposition	56
Warrant Issued	0
Disposed by:	
Adjudicated Delinquent by a Judge	12
Adjudicated Delinquent by a Juvenile Court Hearing Officer	0
Consent Decree Entered	18
Informal Adjustment Program Entered	1
Warned and Counseled (Pre-Petition)	0
Dismissed/Withdrawn/Transferred	7
Transferred to Criminal Court	0
Other	1
Total Cases Disposed	39
End Pending	17

Data provided by CPCMS



Clarion County

2022 Population: 37,346
 Class of County: 6th
 No. of Common Pleas Judgeships: 1

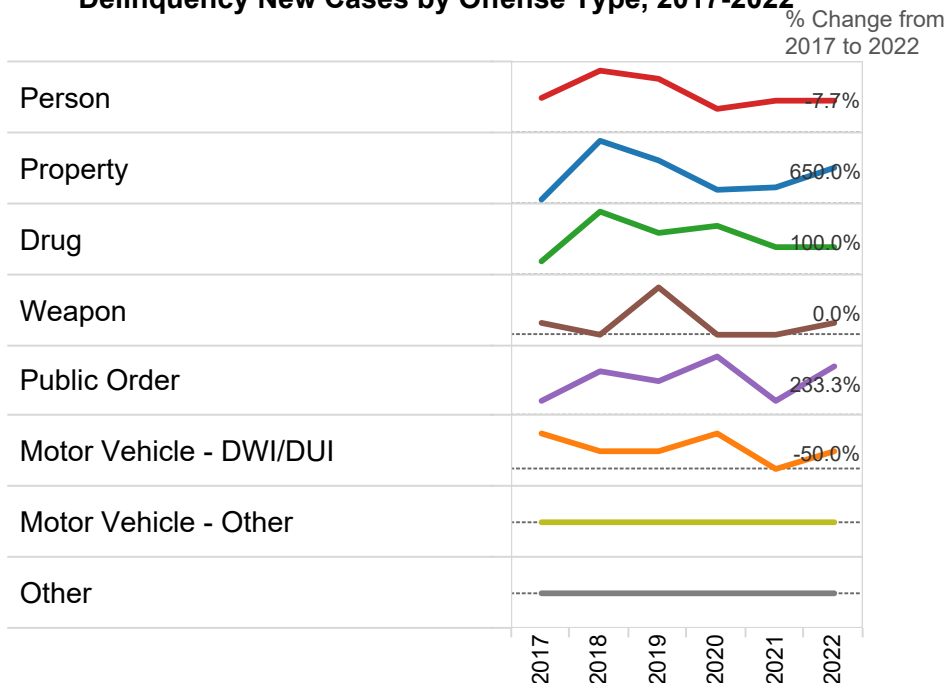


2022 Delinquency - New Cases by Offense Type

Case Type	Felony	Misdemeanor	Summary	Total	
Person	1	11	0	12	27.9%
Property	11	4	0	15	34.9%
Drug	0	4	0	4	9.3%
Weapon	0	1	0	1	2.3%
Public Order	1	6	3	10	23.3%
Motor Vehicle - DWI/DUI	0	1	0	1	2.3%
Motor Vehicle - Other	0	0	0	0	0.0%
Other	0	0	0	0	0.0%
Total	13	27	3	43	100.0%
	30.2%	62.8%	7.0%	100.0%	

Data provided by CPCMS

Delinquency New Cases by Offense Type, 2017-2022

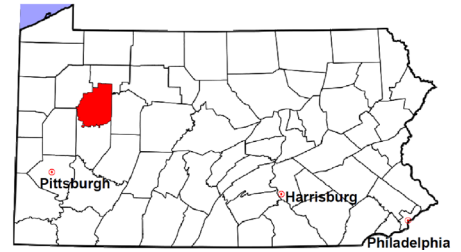


Clarion County

2022 Population estimate: 37,346

Class of County: 6th

No. of Common Pleas Court Judgeships: 1



2022 Juvenile Delinquency - Formal Dispositions

Begin Pending	35
Adjudicated Delinquent by a Judge	12
Adjudicated Delinquent by a Juvenile Court Hearing Officer	0
Warrant Returned	0
Other	0
Total Adjudicated Delinquent Cases	47
Warrant Issued	0
Court Supervision Terminated:	
Conditions Satisfied	5
Compelling Reasons	1
Reached Age 21	0
Transferred to Another Juvenile Court	0
Other	0
Total Adjudicated Delinquent Cases Terminated	6
End Pending	41

(R) - Revised

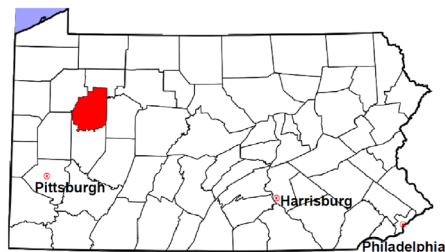
Data provided by CPCMS

Clarion County

2022 Population estimate: 37,346

Class of County: 6th

No. of Common Pleas Court Judgeships: 1



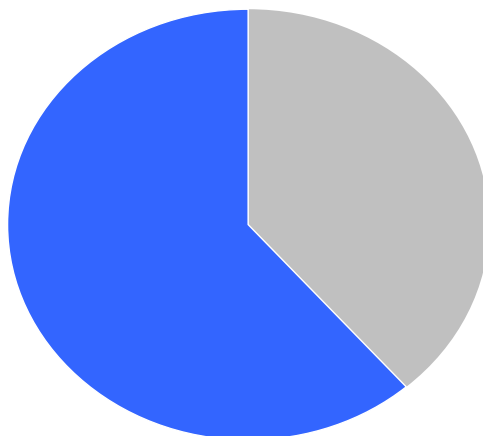
2022 Juvenile Delinquency - Informal Dispositions

Pending Consent Decrees	6
Pending Informal Adjustments	0
New Consent Decrees	18
New Informal Adjustments	1
Warrant Returned	0
Other	0
Cases Informally Disposed	25
Warrant Issued	0
Terminated by:	
Consent Decree Completed	10
Informal Adjustment Completed	0
Consent Decree Revoked	1
Informal Adjustment Program Revoked	0
Other	0
Total Informally Disposed Cases Terminated	11
End Pending	14

(R) - Revised

Data provided by CPCMS

Informal Dispositions: **61%**



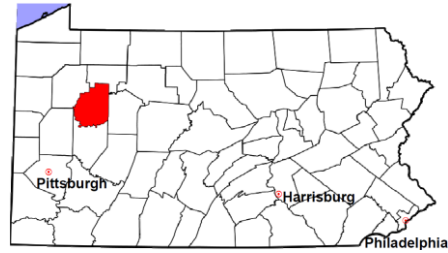
Delinquency Cases are disposed either formally, at a proceeding held before a judge or hearing officer, or informally without a proceeding. Informal dispositions include informal adjustments supervised by a juvenile probation officer; consent decrees agreed upon with the District Attorney after a petition is filed; or other pre-petition process by the juvenile probation department.

Clarion County

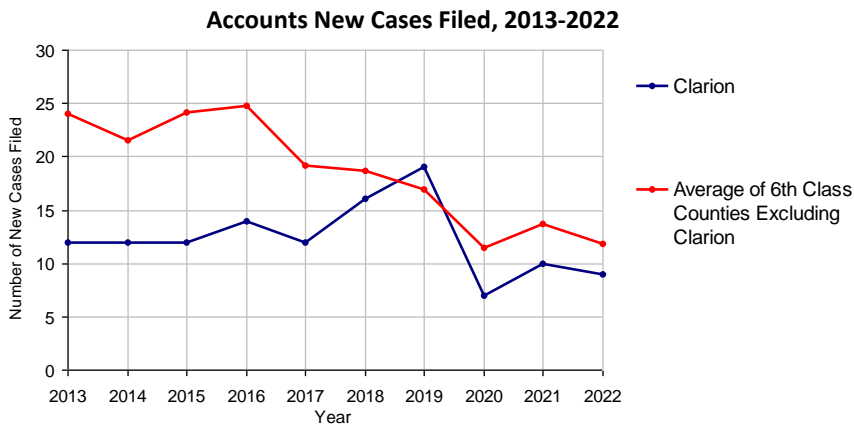
2022 Population estimate: 37,346

Class of County: 6th

No. of Common Pleas Court Judgeships: 1



2022 Accounts	No. of Cases	
Cases Pending 1/1/2022	4	
New Cases Filed in 2022	9	
Cases Available for Processing	13	
Processed By:		
Contested before a Judge	0	
Contested before a Non-Judicial Officer	0	
Uncontested	12	100.0%
Other	0	
Cases Processed	12	100.0%
Cases Pending 12/31/2022	1	

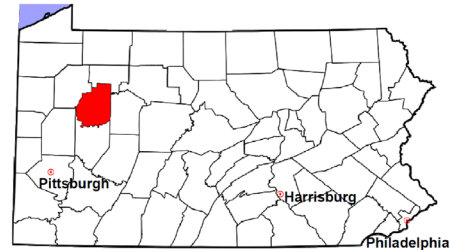


Clarion County

2022 Population estimate: 37,346

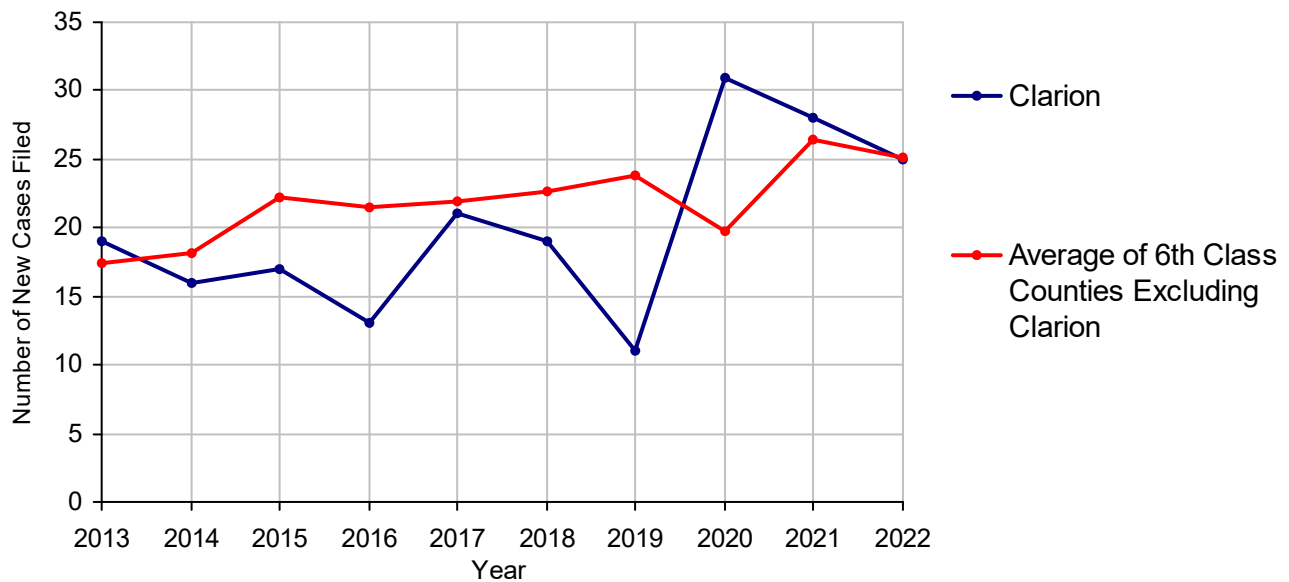
Class of County: 6th

No. of Common Pleas Court Judgeships: 1



2022 Adoptions		No. of Cases	
Cases Pending 1/1/2022		1	
New Cases Filed in 2022		25	
Cases Available for Processing		26	
Processed By:			
Contested before a Judge	Granted	17	77.3%
	Denied	0	
Uncontested	Granted	5	22.7%
	Denied	0	
Other		0	
Cases Processed		22	100.0%
Cases Pending 12/31/2022		4	

Adoptions New Cases Filed, 2013-2022

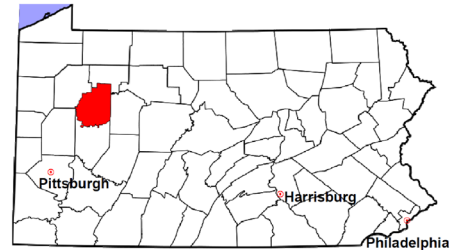


Clarion County

2022 Population estimate: 37,346

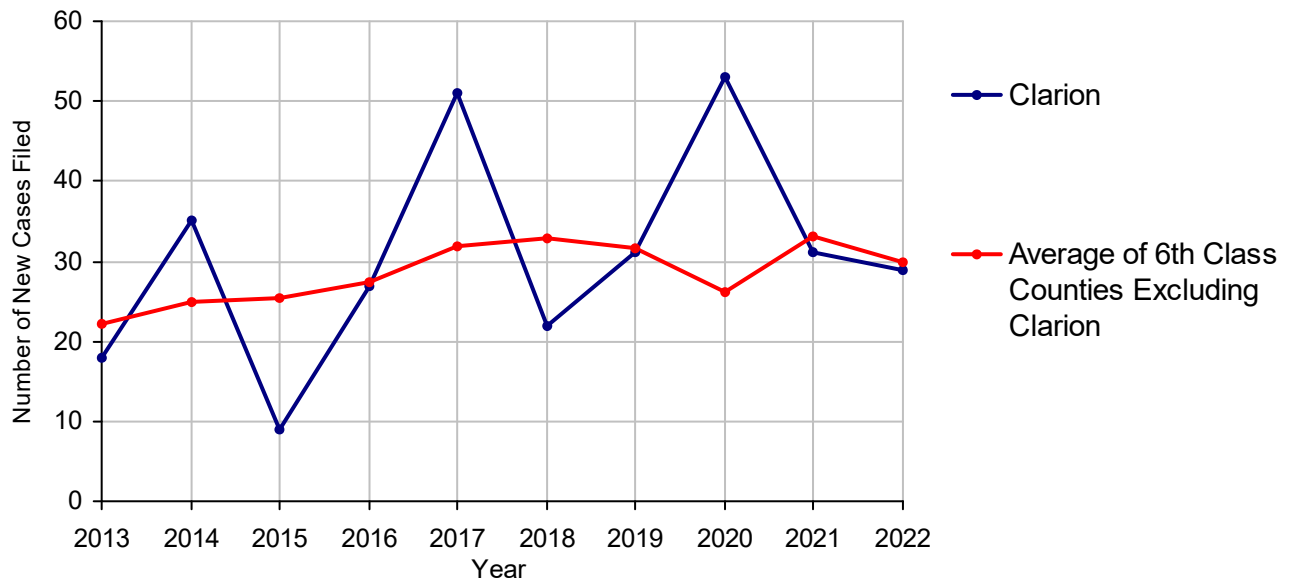
Class of County: 6th

No. of Common Pleas Court Judgeships: 1



2022 Relinquishments/Terminations	No. of Cases	
Cases Pending 1/1/2022	6	
New Cases Filed in 2022	29	
Cases Available for Processing	35	
Processed By:		
Contested before a Judge	17	54.8%
Uncontested	14	45.2%
Other	0	
Cases Processed	31	100.0%
Cases Pending 12/31/2022	4	

Relinquishments/Terminations New Cases Filed, 2013-2022

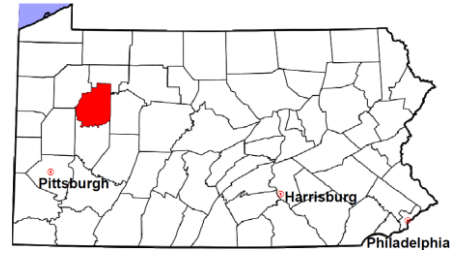


Clarion County

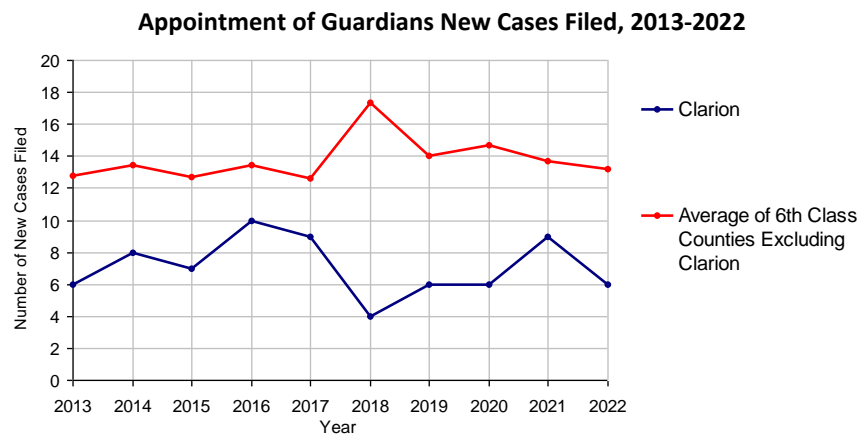
2022 Population estimate: 37,346

Class of County: 6th

No. of Common Pleas Court Judgeships: 1

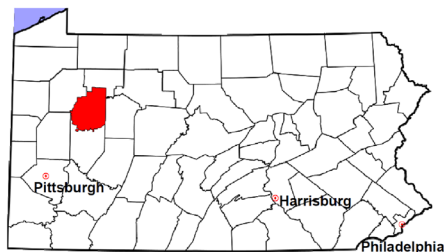


2022 Appointment of Guardians	No. of Cases
Cases Pending 1/1/2022	2
New Cases Filed in 2022	6
Cases Available for Processing	8
Processed By:	
Contested before a Judge	0
Uncontested	7 100.0%
Other	0
Cases Processed	7 100.0%
Cases Pending 12/31/2022	1



Clarion County

2022 Population estimate: 37,346
 Class of County: 6th
 No. of Common Pleas Court Judgeships: 1



2022 Jury Yield and Utilization

Jury Yield

Qualification Questionnaires/Summonses Mailed:	1,610	A		
Returned Undeliverable:	96	B	6.0%	Of Qualification Questionnaires/ Summonses Mailed
Not Responded to:	86	C	5.3%	
the Number of Prospective Jurors:				
Disqualified:	187	D	11.6%	
Exempted:	109	E	6.8%	
Excused:	412	F	25.6%	
Deferred to New Term:	83	G	5.2%	
Deferred from Previous Term:	97	H	6.0%	
Total Number of Qualified Jurors Available for Service:	734	I	45.6%	

$I = A - B - C - D - E - F - G + H$

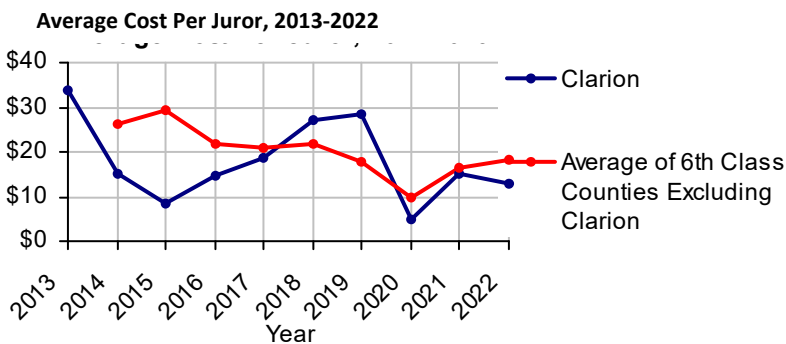
Jury Utilization

the Number of Jurors:			
Reporting for Service:	617	84.1%	Of Jurors Qualified and Available
Told Not to Report for Service:	494	67.3%	
Sent to Courtroom for Jury Selection (Voir Dire):	617	100.0%	Of Jurors Reporting for Service
Impaneled or Sworn (jurors/alternates):	182	29.5%	
Removed for Cause/Hardship:	204		
Removed by Peremptory Challenge:	93		
Number of Jury Trials Started:	7		
Pool Days:	6		
Zero Panel Days:	0		(Of Pool Days)

Jury Costs

Total Annual Budget for Juror Operations:	\$21,013.00	J
Average Cost Per Juror:	\$13.05	K

$K = J/A$




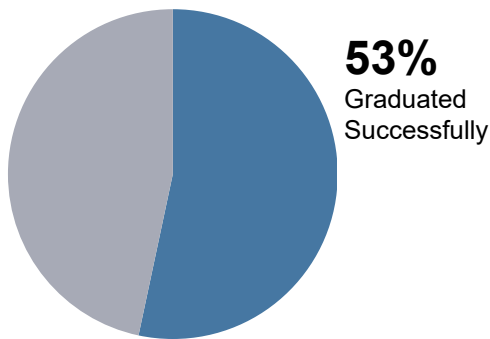
Clarion County

2022 Problem Solving Courts

15 Discharges

9 Admissions

Of All Court Participants Discharged:



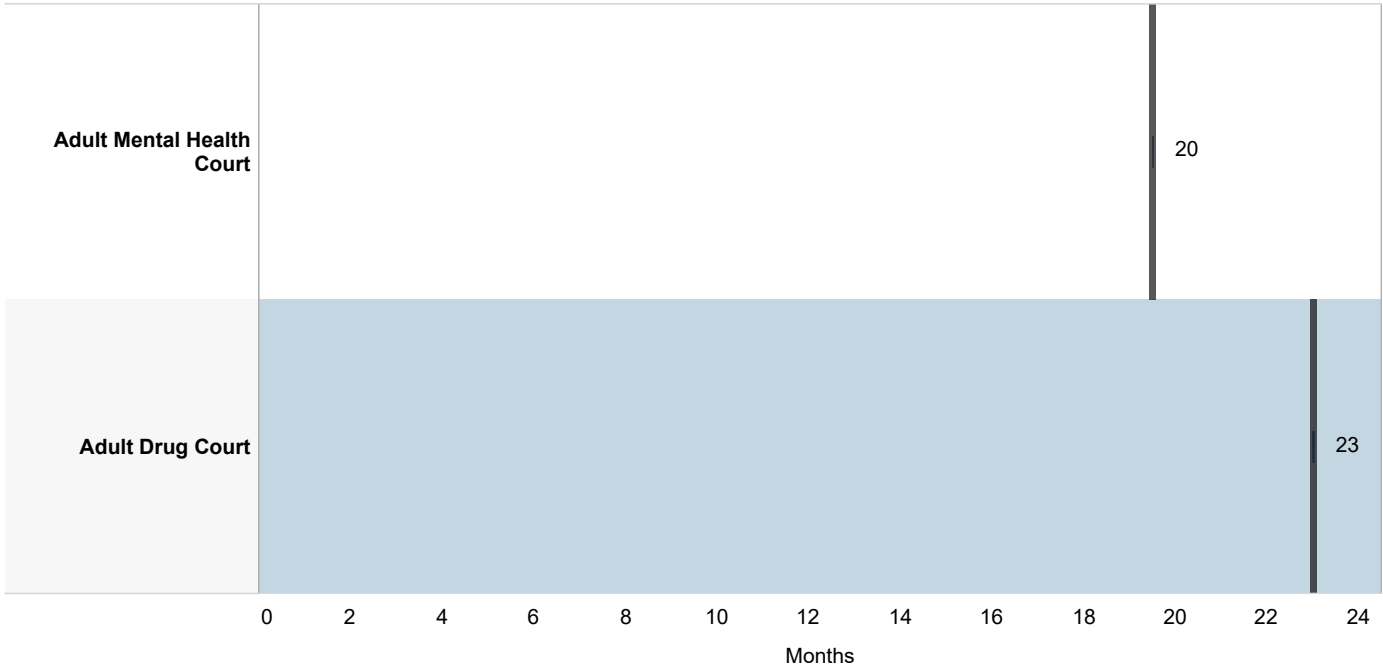
Discharge Reason

	Successfully Completed	Unsuccessful /Non-Compliant	Unsuccessful /Absconded	Other	Total Discharges
Adult Drug Court	5 (55.6%)	3 (33.3%)	1 (11.1%)		9 (100.0%)
Adult Mental Health Court	3 (50.0%)	2 (33.3%)		1 (16.7%)	6 (100.0%)

Clarion County

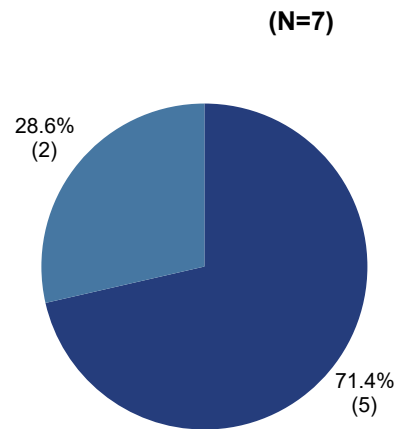
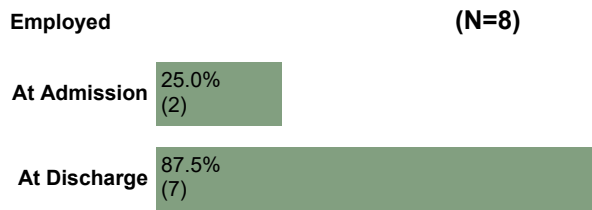
2022 Problem Solving Courts

Median Months from Admission to Discharge



Among successful graduates, there was a 250% increase in employment.

71% of the employed successful graduates were employed full time:



7% (1) of all participants have improved in **education level** at discharge.

■ Employed Full Time
■ Employed Part Time

DEPARTMENT OF RESEARCH & STATISTICS

KIM NIEVES, PH.D.

DIRECTOR

ANDREW GINDER, MPA

ASSISTANT DIRECTOR

YAN LIU, M.S.

SENIOR STATISTICAL ANALYST

SASANKA ADIKARI, PH.D

DATA SCIENTIST

AMANDA PEREIRA

RESEARCH ASSISTANT