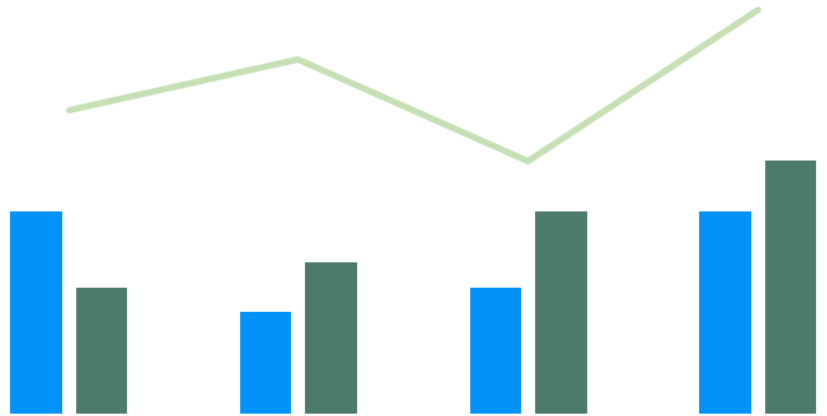


2022

Court of Common Pleas
Caseload Statistics for


Butler County



We are pleased to provide you with a copy of the 2022 County Caseload Display pages. They can also be viewed on the AOPC webpage at www.pacourts.us in the *News & Statistics* section under *Research & Statistics*.

Should you have any questions or comments, please do not hesitate to contact me at 717.231.3300.

Sincerely,

A handwritten signature in black ink, appearing to read "Sasanka", is written over a horizontal line. The signature is fluid and cursive.

Sasanka Adikari, Ph.D.
Data Scientist
Department of Research and Statistics

Table of Contents

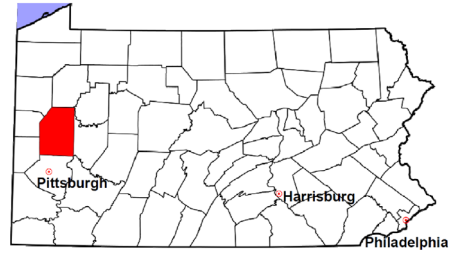
CPCMS Criminal	Page 1
CPCMS Criminal - New Cases by Case Type.....	Page 2
Civil.....	Page 3
Civil - Docketed Cases Listed by Case Type.....	Page 4
Protection From Abuse	Page 5
Spousal & Child Support and Paternity	Page 6
Custody/Partial Custody/Visitation.....	Page 7
Divorce	Page 8
Juvenile Dependency - Active Dependent Inventory	Page 9
Juvenile Dependency - Adjudicated Dependent Inventory	Page 10
Juvenile Delinquency - Cases Pending Disposition.....	Page 11
Juvenile Delinquency - New Cases by Case Type	Page 12
Juvenile Delinquency - Formal Dispositions	Page 13
Juvenile Delinquency - Informal Dispositions	Page 14
Accounts.....	Page 15
Adoptions.....	Page 16
Relinquishments/Terminations	Page 17
Appointment of Guardians	Page 18
Jury Yield and Utilization	Page 19
Problem Solving Courts.....	Pages 20-21

Butler County

2022 Population estimate: 197,300

Class of County: 4th

No. of Common Pleas Court Judgeships: 6



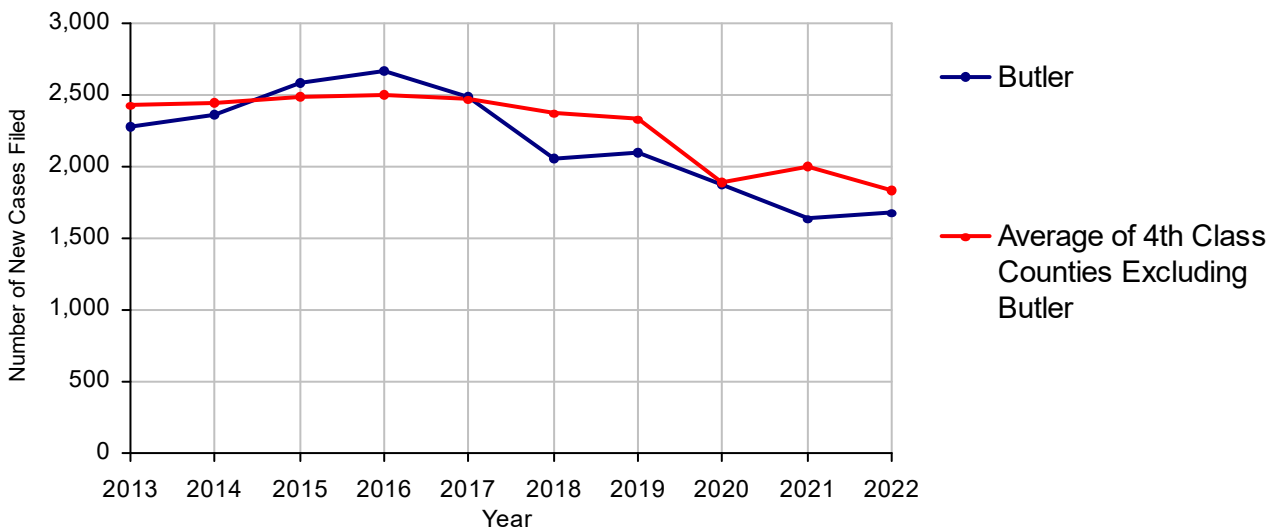
2022 Criminal	No. of Cases
Cases Pending 1/1/2022	1,119
New Cases Filed in 2022	1,685
Reopened Cases	205
Cases Available for Processing	3,009
Processed by:	
Withdrawn/Dismissed	163 8.0%
Diversionsary Disposition*	450 22.2%
Guilty Plea	1,202 59.3%
Non-Jury Trial	17 0.8%
Jury Trial	12 0.6%
Inactive	178 8.8%
Other	4 0.2%
Total Cases Processed	2,026 100.0%
Cases Pending 12/31/2022	983
Cases Awaiting Sentencing	288

Age of Pending Cases as of 12/31/2022		
0-60 Days	237	24.1%
61-120 Days	160	16.3%
121-180 Days	163	16.6%
181-240 Days	88	9.0%
241-300 Days	92	9.4%
301-360 Days	39	4.0%
Over 360 Days	204	20.8%
Total	983	100.0%

Data provided by CPCMS

* Includes other diversionsary programs such as Veterans Court.

Criminal New Cases, 2013-2022



Butler County

2022 Population: 197,300
 Class of County: 4th
 No. of Common Pleas Judgeships: 6

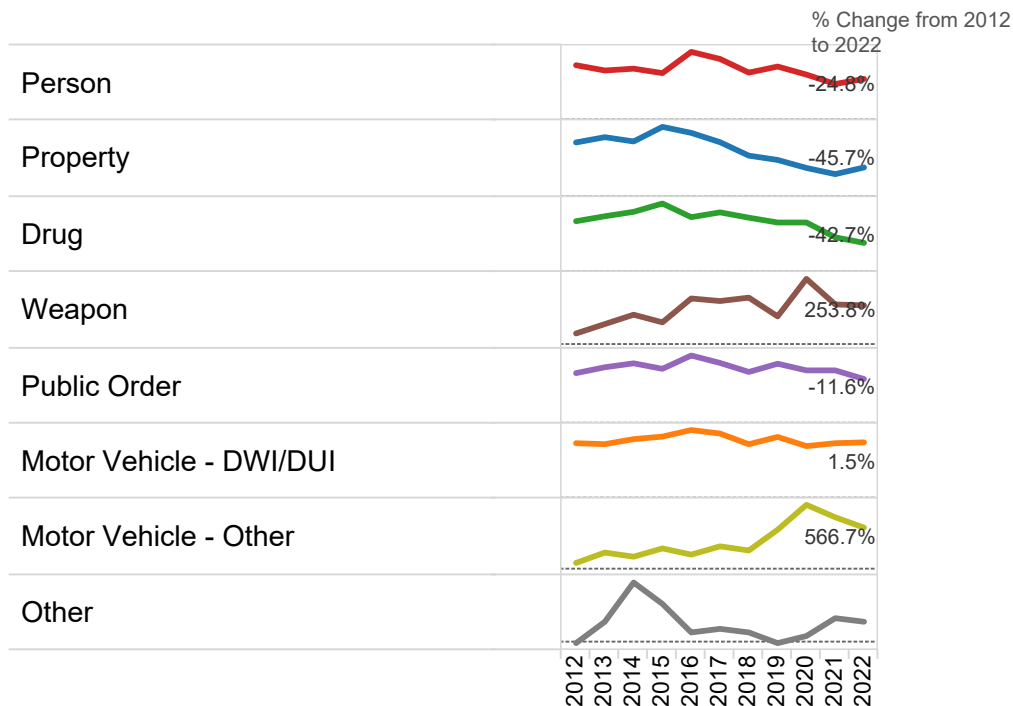


2022 Criminal - New Cases by Offense Type

Case Type	Felony	Misdemeanor	Summary	Total	
Person	119	133	0	252	15.0%
Property	223	137	0	360	21.4%
Drug	65	159	0	224	13.3%
Weapon	44	2	0	46	2.7%
Public Order	41	73	0	114	6.8%
Motor Vehicle - DWI/DUI	42	621	0	663	39.3%
Motor Vehicle - Other	1	19	0	20	1.2%
Other	6	0	0	6	0.4%
Total	541	1,144	0	1,685	100.0%
	32.1%	67.9%	0.0%	100.0%	

Data provided by CPCMS

Criminal New Cases by Offense Type, 2012-2022

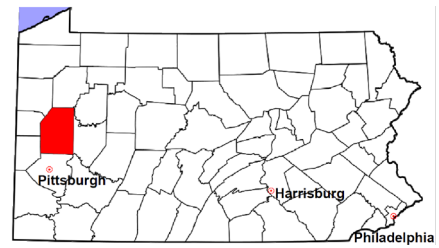


Butler County

2022 Population estimate: 197,300

Class of County: 4th

No. of Common Pleas Court Judgeships: 6

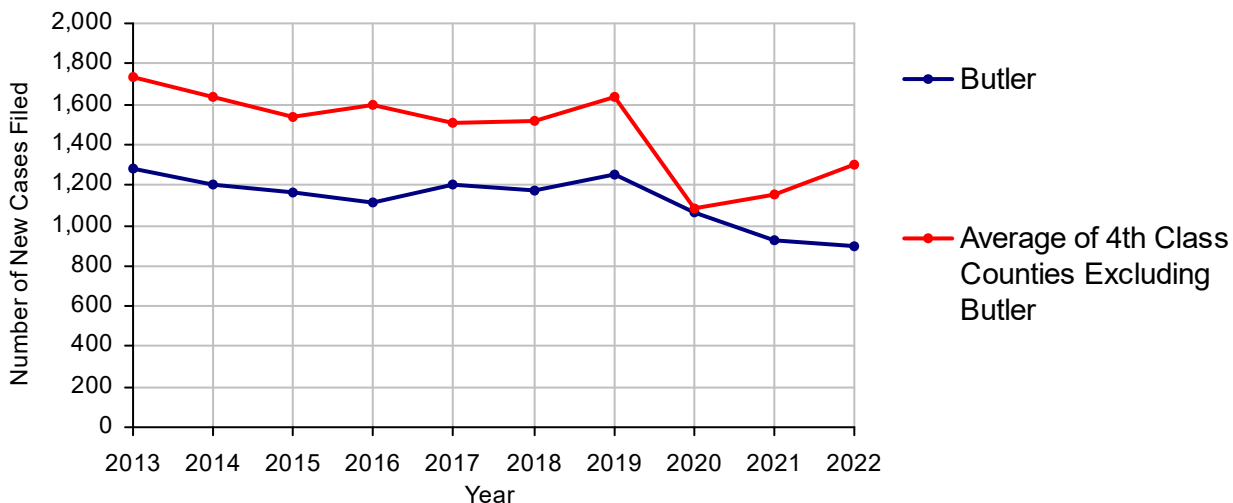


2022 Civil	Civil Action	Other	Total
Cases Pending 1/1/2022	1,218	1,003	2,221 (R)
Docketed Cases	638	262	900
Arbitration Appeals	0	0	0
Transferred In	3	64	67
Returned to Active	6	1	7
Cases Available for Processing	1,865	1,330	3,195
Processed By:			
Default Judgments	1	3	4
Cases Decided by Arbitration Board	5	0	5
Dispositive Motions	2	0	2
Settlements	68	26	94
Moved to Inactive Status	0	0	0
Transferred/Withdrawn	7	8	15
Dismissed/Discontinued	309	91	400
Administrative Purge	73	31	104
Other	14	15	29
Jury Trial	0	0	0
Non-Jury Trial	0	0	0
Total Cases Processed	479	174	653
Cases Pending 12/31/2022	1,386	1,156	2,542

Age of Pending Cases as of 12/31/2022 (Civil Action Only)		
0-6 months	334	24.1%
7-12 months	209	15.1%
13-18 months	172	12.4%
19-24 months	139	10.0%
25-30 months	135	9.7%
31-36 months	100	7.2%
37-42 months	53	3.8%
43-48 months	41	3.0%
49-54 months	37	2.7%
55-60 months	24	1.7%
61-66 months	30	2.2%
67-72 months	18	1.3%
Over 72 months	94	6.8%
Total	1,386	100.0%

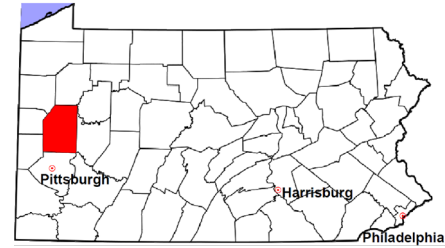
(R) - Revised

Docketed Cases, 2013-2022



Butler County

2022 Population estimate: 197,300
 Class of County: 4th
 No. of Common Pleas Court Judgeships: 6



2022 Civil - Docketed Cases Listed by Case Type

TORT	154	17.1%
<i>(does not include mass tort)</i>		
Intentional	3	
Malicious Prosecution	0	
Motor Vehicle	75	
Nuisance	1	
Premise Liability	43	
Product Liability	5	
Slander/Libel/Defamation	3	
Other	24	
MASS TORT	1	0.1%
Asbestos	0	
Tobacco	0	
Toxic Tort - DES	0	
Toxic Tort - Implant	0	
Toxic Waste	0	
Other	1	
PROFESSIONAL LIABILITY	15	1.7%
Dental	0	
Legal	0	
Medical Malpractice	14	
Other	1	
CONTRACT	465	51.7%
<i>(does not include judgments)</i>		
Buyer Plaintiff	13	
Debt Collection: Credit Card	312	
Debt Collection: Other	85	
Employment Dispute: Discrimination	4	
Employment Dispute: Other	9	
Other	42	

REAL PROPERTY	218	24.2%
Ejectment*	10	
Eminent Domain/Condemnation*	12	
Ground Rent	0	
Landlord/Tenant Dispute	3	
Mortgage Foreclosure:		
Residential*	149	
Commercial*	4	
Partition of Real Property*	10	
Quiet Title*	12	
Other*	18	
CIVIL APPEALS	19	2.1%
<i>- Administrative Agencies</i>		
Board of Assessment*	1	
Board of Elections*	0	
Dept. of Transportation*	2	
Zoning Board*	4	
Statutory Appeal - Other*	2	
Other*	10	
MISCELLANEOUS	28	3.1%
Common Law/		
Statutory Arbitration*	0	
Declaratory Judgment*	6	
Mandamus*	0	
Non-Domestic Relations		
Restraining Order*	0	
Quo Warranto*	0	
Replevin*	11	
Other*	11	
TOTAL DOCKETED CASES:	900	100.0%

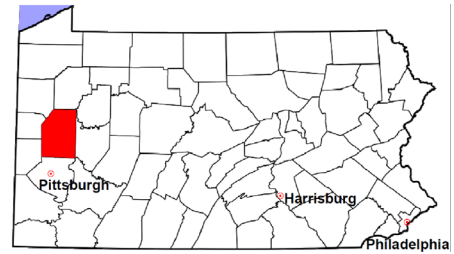
Of the Docketed Cases:

Pro Se Filings: 24 2.7% Class Action Suits 0 MDJ Appeals: 73 8.1%

*Civil Other

Butler County

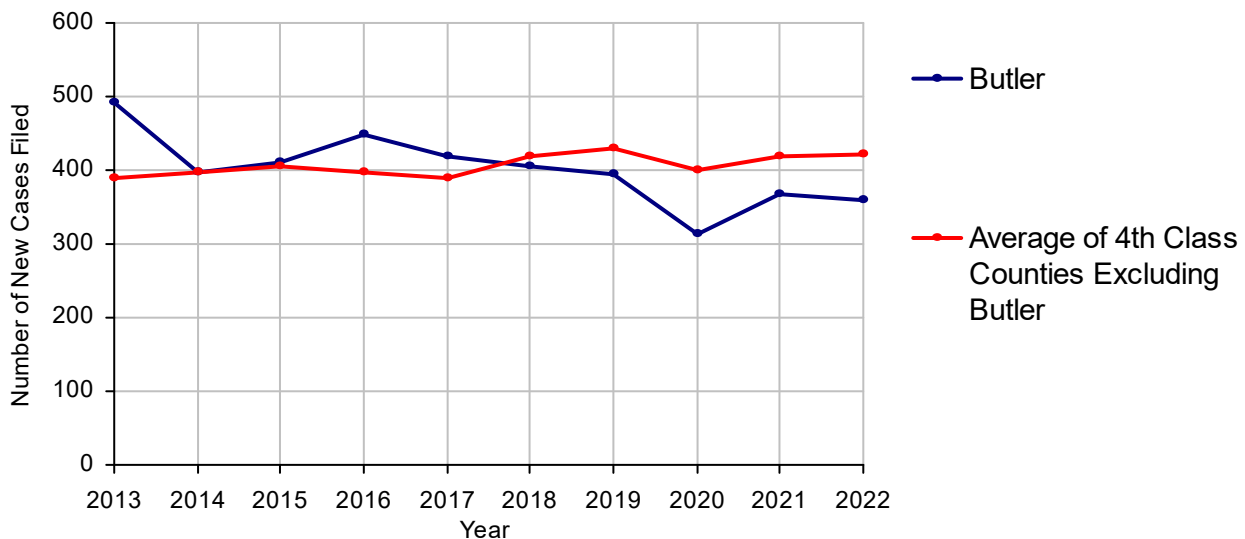
2022 Population estimate: 197,300
 Class of County: 4th
 No. of Common Pleas Court Judgeships: 6



2022 Protection From Abuse

	No. of Petitions
Cases Pending 1/1/2022	83
New Cases Filed in 2022	359
<i>Of these, Petitions Requesting Temporary Orders: 359 (100.0%)</i>	
<i>Temporary Orders DENIED: 32 (8.9%), Temporary Orders GRANTED: 327 (91.1%)</i>	
Cases Available for Processing	442
Processed By:	
Temporary Order DENIED After Ex Parte Hearing and No Evidentiary Hearing Scheduled	32 8.7%
Temporary Order DISMISSED After Evidentiary Hearing and No Final Order Entered	123 33.6%
Final Order DENIED After Evidentiary Hearing Before a Judge or a Judicial Officer	22 6.0%
Final Order GRANTED After Evidentiary Hearing Before a Judge or a Judicial Officer	47 12.8%
Plaintiff Did Not Appear For Evidentiary Hearing	74 20.2%
Final Order by STIPULATION OR AGREEMENT Between the Parties	36 9.8%
Petition WITHDRAWN by Plaintiff	31 8.5%
TRANSFERRED to Another Jurisdiction	1 0.3%
Other	0
Cases Processed	366 100.0%
Cases Pending 12/31/2022	76

PFA New Cases Filed, 2013-2022

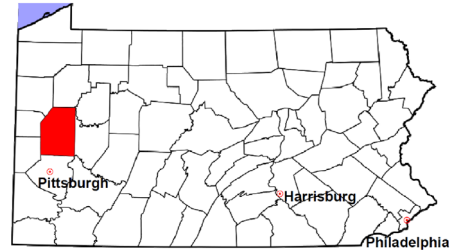


Butler County

2022 Population estimate: 197,300

Class of County: 4th

No. of Common Pleas Court Judgeships: 6



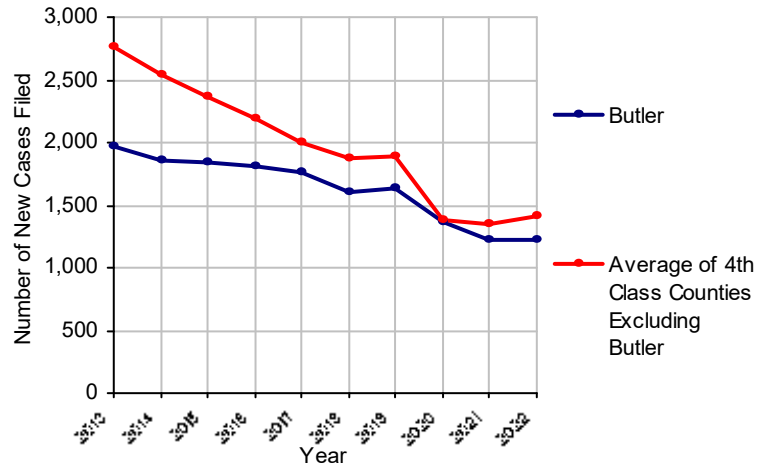
2022 Spousal & Child Support	No. of Petitions
Cases Pending 1/1/2022	237
New Cases Filed in 2022	1,218
Dockets Transferred In (+)	15
Dockets Transferred Out (-)	45
Cases Available for Processing	1,425
Processed By:	
Judge	95 7.9%
Intake Officer	1,115 92.1%
Hearing Officer	0
Other	0
Cases Processed	1,210 100.0%
Cases Pending 12/31/2022	215

Data provided by PACSES

2022 Paternity	No. of Cases
Acknowledgements Filed:	
Non-Domestic Relations Section	120 85.1%
During Conference	18 12.8%
Non-Stipulated (post genetic test)	0
Pre-Trial Conference	3 2.1%
Total	141 100.0%
Established:	
Stipulated by Genetic Tests	16 55.2%
Default - Father Failed to Appear	0
Adjudication by Court Proceeding	0
Out of State	13 44.8%
Total	29 100.0%
Cases Pending 12/31/2022	20

Data provided by PACSES

Spousal & Child Support New Cases Filed, 2013-2022



DEFINITIONS:

ACKNOWLEDGEMENTS FILED:

NON-DOMESTIC RELATIONS SECTION: The voluntary Acknowledgement of Paternity by the alleged father.

DURING CONFERENCE: The alleged father signed the Acknowledgement of Paternity-Waiver of Trial (PE-010) at the initial child support conference.

NON-STIPULATED (POST GENETIC TEST): The alleged father signed the Acknowledgement of Paternity-Waiver of Trial after genetic tests were conducted and resulted in the alleged father being determined to be the biological father.

PRE-TRIAL CONFERENCE: The alleged father signed the Acknowledgement of Paternity-Waiver of Trial at the pre-trial conference.

ESTABLISHED:

STIPULATED BY GENETIC TESTS: The alleged father requested genetic tests and signed a stipulation that if the test results had a 99% or higher probability of paternity then the alleged father would be stipulated as the biological father of the child.

DEFAULT - FATHER FAILED TO APPEAR: The alleged father failed to appear after being served for either a support conference, hearing, or genetic test and a default paternity order was entered by the court.

ADJUDICATION BY COURT PROCEEDING: The alleged father was determined to be the biological father of the child through a court proceeding.

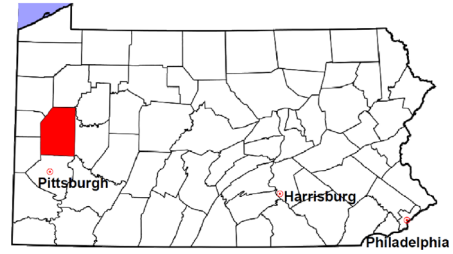
OUT OF STATE: Paternity was established in another state, "Out of state only".

Butler County

2022 Population Estimate: 197,300

Class of County: 4th

No. of Common Pleas Court Judgeships: 6

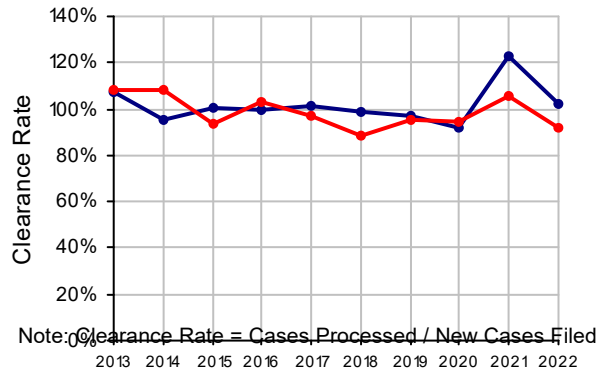


2022 Custody/Partial Custody/Visitation

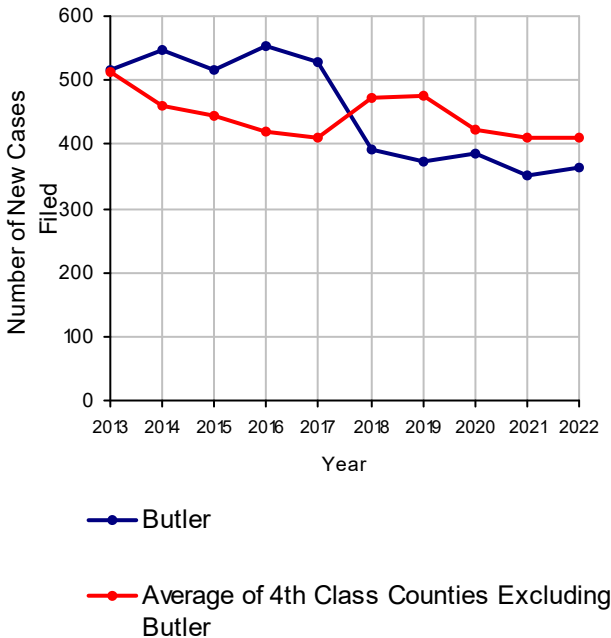
No. of Petitions

Cases Pending 1/1/2022	171
New Cases Filed in 2022	365
Cases Available for Processing	536
Processed By:	
Judge	74 19.9%
Non-Judicial Officer	166 44.6%
Administrative Review/Purge	0
Other	132 35.5%
Cases Processed	372 100.0%
Cases Pending 12/31/2022	164

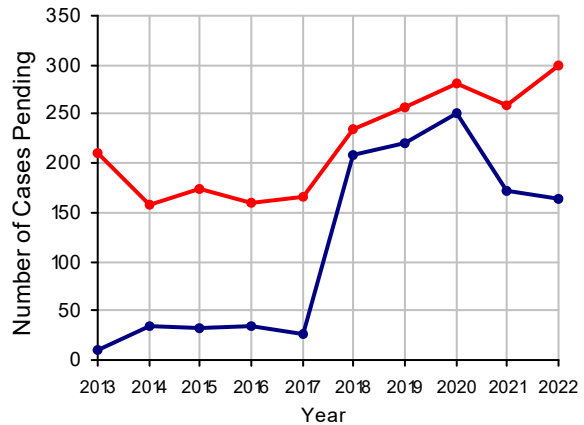
Clearance Rate, 2013-2022



Custody/Partial Custody/Visitation New Cases Filed, 2013-2022



Cases Pending at the End of Year, 2013-2022

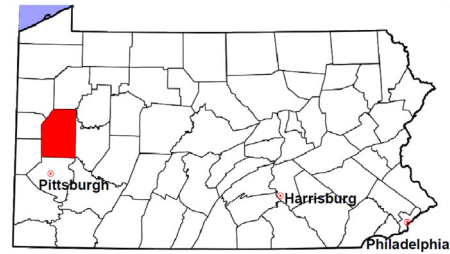


Butler County

2022 Population estimate: 197,300

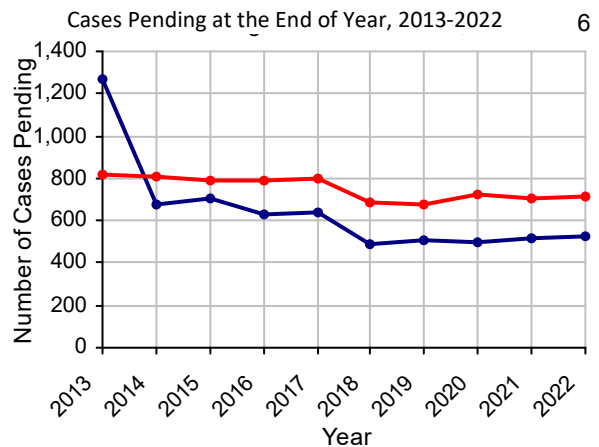
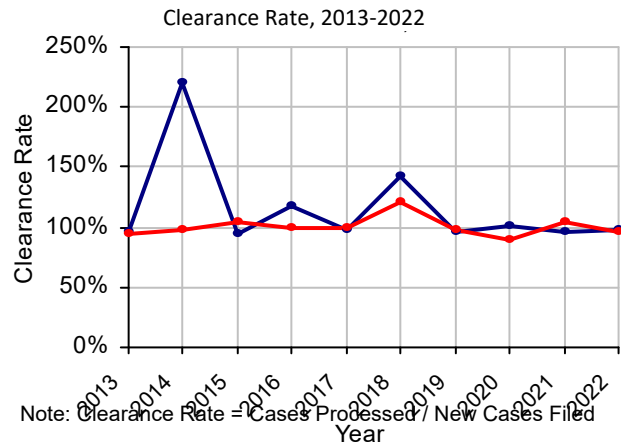
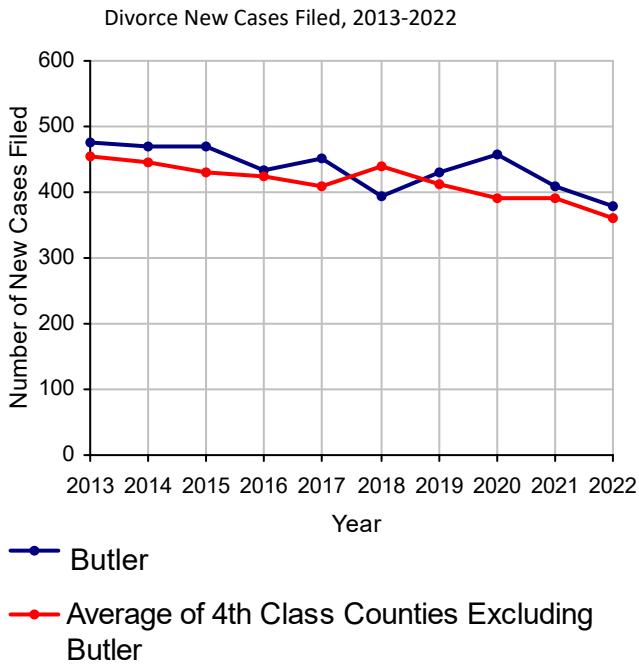
Class of County: 4th

No. of Common Pleas Court Judgeships: 6



2022 Divorce

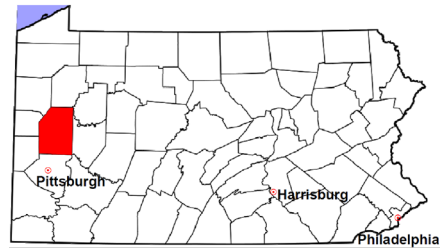
	No. of Petitions	
Cases Pending 1/1/2022	516	
New Cases Filed in 2022	380	
Cases Available for Processing	896	
Processed By:		
Contested Before a Judge	0	
Contested Before a Non-Judicial Officer	0	
Uncontested	339	91.9%
Administrative Review/Purge	28	7.6%
Other	2	0.5%
Cases Processed	369	100.0%
Cases Pending 12/31/2022	527	



Note. The unusually high clearance rate in 2014 was due to an administrative review and purge.

Butler County

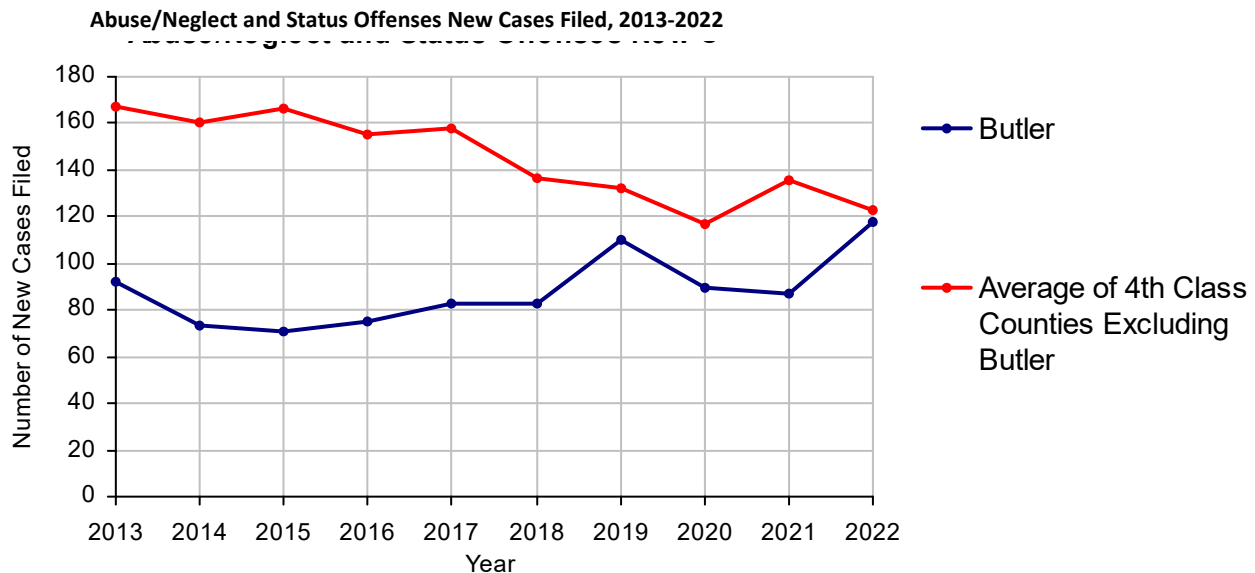
2022 Population estimate: 197,300
 Class of County: 4th
 No. of Common Pleas Court Judgeships: 6



2022 Juvenile Dependency - Petitions Pending Adjudication

	Abuse/ Neglect	Status Offenses	Total
Cases Pending 1/1/2022	16	0	16
New Petitions Filed in 2022	118	0	118
Other	27	2	29
Total Petitions Available for Processing	161	2	163
Processed by:			
Adjudicated Dependent			
Judge	20	0	20
Juvenile Court Hearing Officer	85	2	87
Adjudicated NOT Dependent			
Judge	1	0	1
Juvenile Court Hearing Officer	4	0	4
Withdrawn/Dismissed/Transferred	29	0	29
Other	0	0	0
Total Petitions Processed	139	2	141
Cases Pending 12/31/2022	22	0	22

Data provided by CPCMS

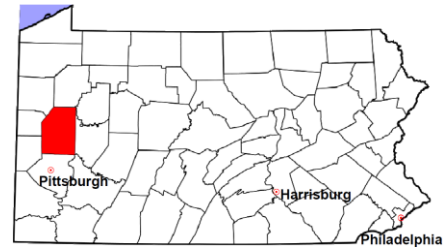


Butler County

2022 Population estimate: 197,300

Class of County: 4th

No. of Common Pleas Court Judgeships: 6



2022 Juvenile Dependency - Adjudicated Dependent Inventory

	Abuse/ Neglect	Status Offenses	Total
Cases Pending 1/1/2022	114	0	114
New Adjudicated Dependent Cases	105	2	107
Other	3	0	3
Total Adjudicated Dependent Cases	222	2	224
<u>Court Supervision Terminated:</u>			
Family Reunification	25 27.5%	0	25 27.5%
Adoption	35 38.5%	0	35 38.5%
Placement with a Relative/Guardian	17 18.7%	0	17 18.7%
Aged Out	6 6.6%	0	6 6.6%
Other Permanency Outcomes*	3 3.3%	0	3 3.3%
Other**	5 5.5%	0	5 5.5%
Total Adjudicated Dependent Cases Terminated	91 100.0%	0 100.0%	91 100.0%
Cases Pending 12/31/2022	131	2	133

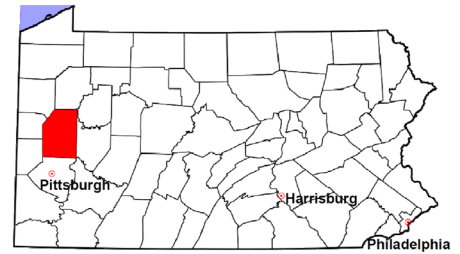
Data provided by CPCMS

* Other Permanency Outcomes include: adjudicated delinquent, death due to natural causes, emancipation, permanent living arrangement, and parent has come forward.

** Other includes cases where court supervision is terminated due to transfer out of jurisdiction, withdrawal and administrative closure.

Butler County

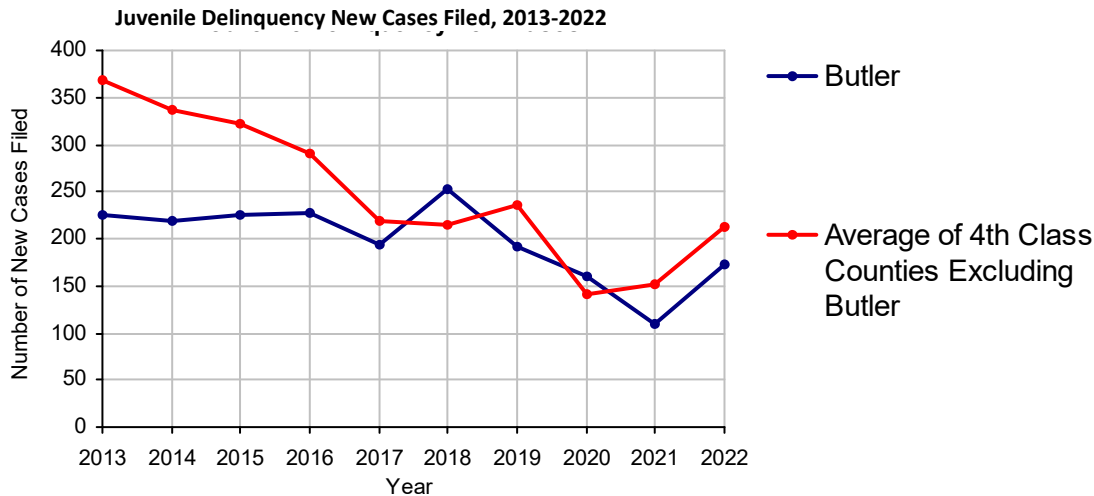
2022 Population estimate: 197,300
 Class of County: 4th
 No. of Common Pleas Court Judgeships: 6



2022 Juvenile Delinquency - Cases Pending Disposition

Begin Pending	32
New Cases	172
Consent Decree Revoked	1
Informal Adjustment Program Revoked	0
Alternative Program Revoked	0
Warrant Returned	4
Other	8
Total Cases Available for Disposition	217
Warrant Issued	6
Disposed by:	
Adjudicated Delinquent by a Judge	21
Adjudicated Delinquent by a Juvenile Court Hearing Officer	33
Consent Decree Entered	69
Informal Adjustment Program Entered	7
Warned and Counseled (Pre-Petition)	0
Dismissed/Withdrawn/Transferred	38
Transferred to Criminal Court	0
Other	0
Total Cases Disposed	168
End Pending	43

Data provided by CPCMS



Butler County

2022 Population: 197,300
 Class of County: 4th
 No. of Common Pleas Judgeships: 6

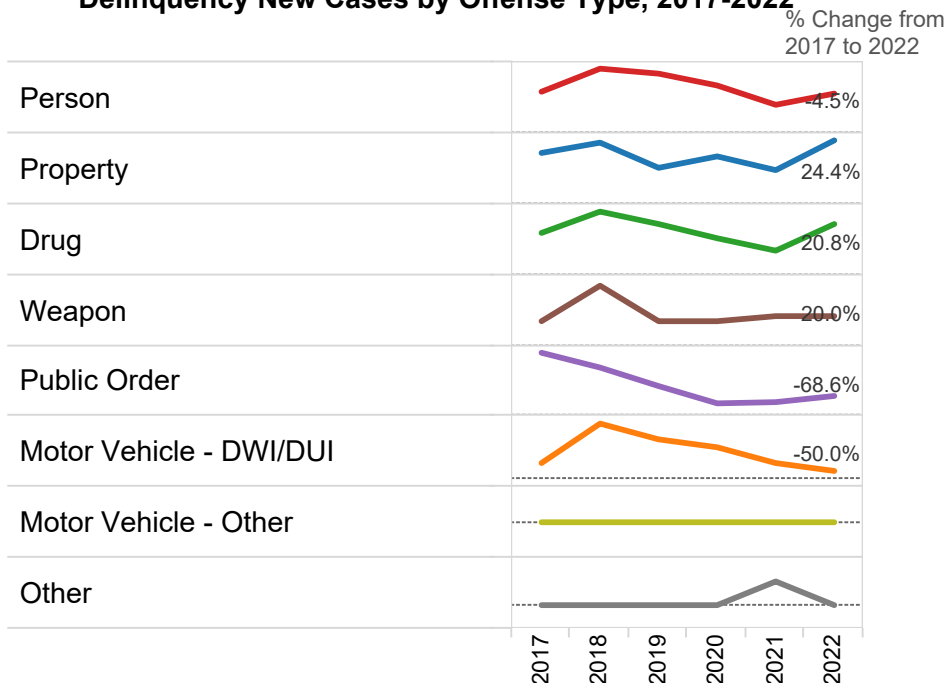


2022 Delinquency - New Cases by Offense Type

Case Type	Felony	Misdemeanor	Summary	Total	
Person	15	49	0	64	37.2%
Property	24	32	0	56	32.6%
Drug	1	28	0	29	16.9%
Weapon	0	6	0	6	3.5%
Public Order	0	16	0	16	9.3%
Motor Vehicle - DWI/DUI	0	1	0	1	0.6%
Motor Vehicle - Other	0	0	0	0	0.0%
Other	0	0	0	0	0.0%
Total	40	132	0	172	100.0%
	23.3%	76.7%	0.0%	100.0%	

Data provided by CPCMS

Delinquency New Cases by Offense Type, 2017-2022

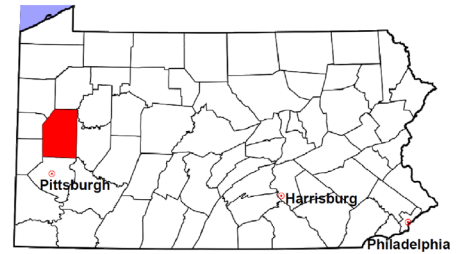


Butler County

2022 Population estimate: 197,300

Class of County: 4th

No. of Common Pleas Court Judgeships: 6



2022 Juvenile Delinquency - Formal Dispositions

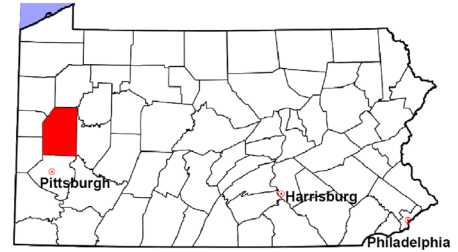
Begin Pending	57
Adjudicated Delinquent by a Judge	21
Adjudicated Delinquent by a Juvenile Court Hearing Officer	33
Warrant Returned	1
Other	2
Total Adjudicated Delinquent Cases	114
Warrant Issued	1
Court Supervision Terminated:	
Conditions Satisfied	48
Compelling Reasons	0
Reached Age 21	0
Transferred to Another Juvenile Court	0
Other	0
Total Adjudicated Delinquent Cases Terminated	48
End Pending	65

(R) - Revised

Data provided by CPCMS

Butler County

2022 Population estimate: 197,300
 Class of County: 4th
 No. of Common Pleas Court Judgeships: 6

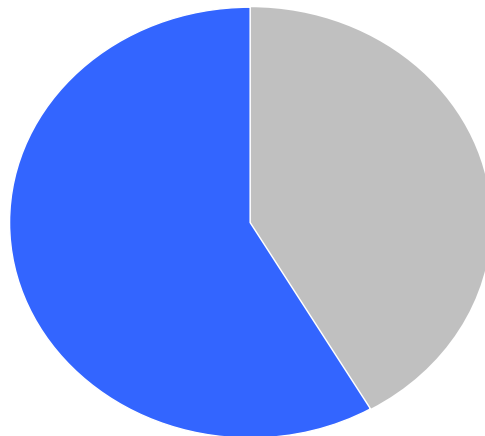


2022 Juvenile Delinquency - Informal Dispositions

Pending Consent Decrees	8
Pending Informal Adjustments	2
New Consent Decrees	69
New Informal Adjustments	7
Warrant Returned	1
Other	0
Cases Informally Disposed	87
Warrant Issued	0
Terminated by:	
Consent Decree Completed	40
Informal Adjustment Completed	6
Consent Decree Revoked	1
Informal Adjustment Program Revoked	0
Other	2
Total Informally Disposed Cases Terminated	49
End Pending	38

(R) - Revised
 Data provided by CPCMS

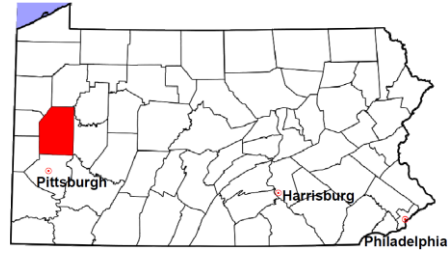
Informal Dispositions: **58%**



Delinquency Cases are disposed either formally, at a proceeding held before a judge or hearing officer, or informally without a proceeding. Informal dispositions include informal adjustments supervised by a juvenile probation officer; consent decrees agreed upon with the District Attorney after a petition is filed; or other pre-petition process by the juvenile probation department.

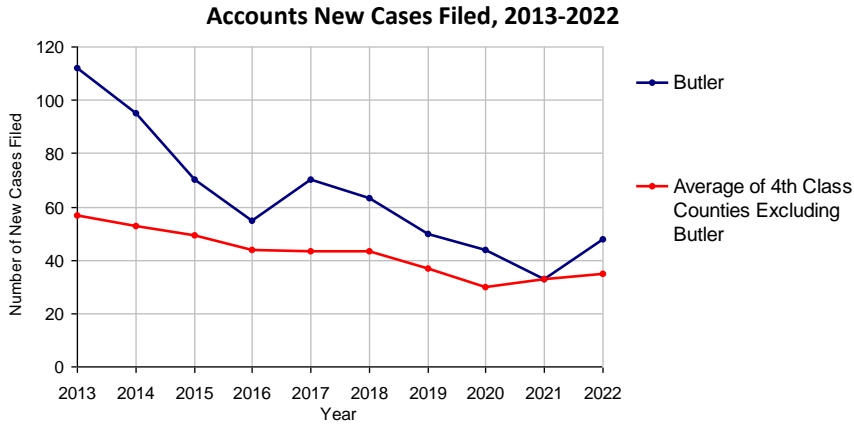
Butler County

2022 Population estimate: 197,300
 Class of County: 4th
 No. of Common Pleas Court Judgeships: 6



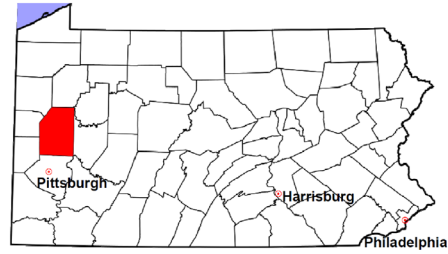
2022 Accounts	No. of Cases	
Cases Pending 1/1/2022	35 (R)	
New Cases Filed in 2022	48	
Cases Available for Processing	83	
Processed By:		
Contested before a Judge	2	4.1%
Contested before a Non-Judicial Officer	0	
Uncontested	44	89.8%
Other	3	6.1%
Cases Processed	49	100.0%
Cases Pending 12/31/2022	34	

(R) - Revised



Butler County

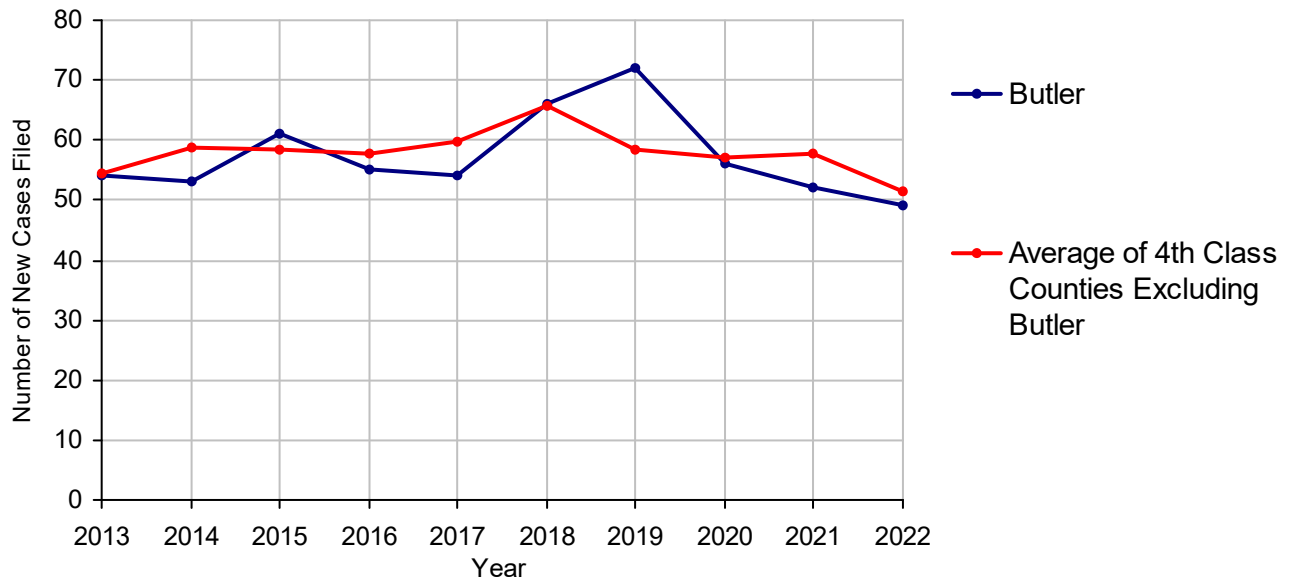
2022 Population estimate: 197,300
 Class of County: 4th
 No. of Common Pleas Court Judgeships: 6



2022 Adoptions		No. of Cases	
Cases Pending 1/1/2022		26	(R)
New Cases Filed in 2022		49	
Cases Available for Processing		75	
Processed By:			
Contested before a Judge	Granted	0	
	Denied	0	
Uncontested	Granted	58	100.0%
	Denied	0	
Other		0	
Cases Processed		58	100.0%
Cases Pending 12/31/2022		17	

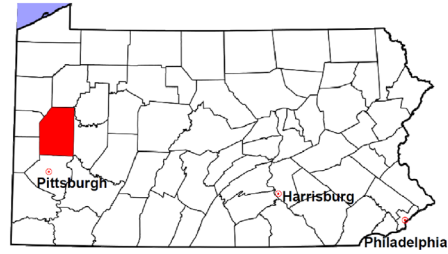
(R) - Revised

Adoptions New Cases Filed, 2013-2022



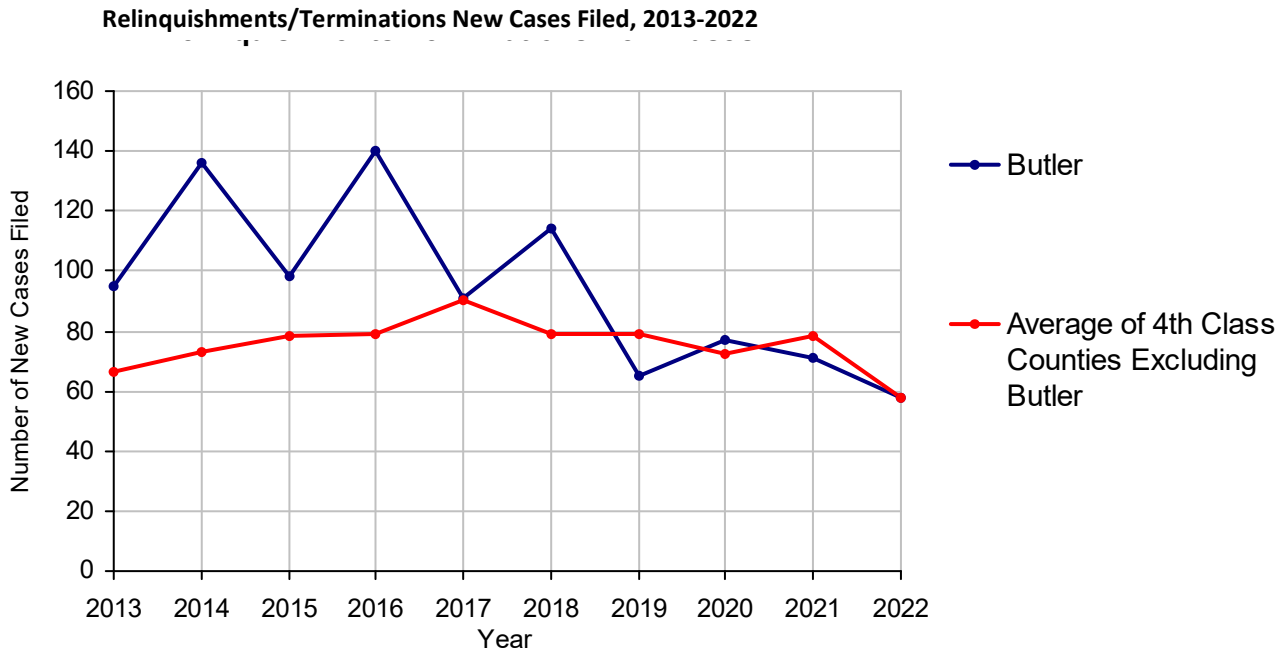
Butler County

2022 Population estimate: 197,300
 Class of County: 4th
 No. of Common Pleas Court Judgeships: 6



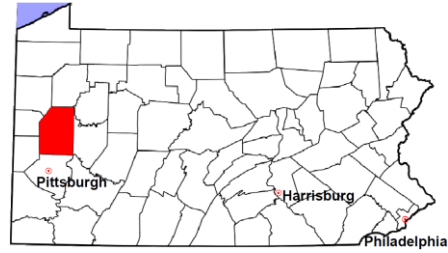
2022 Relinquishments/Terminations		No. of Cases
Cases Pending 1/1/2022		96 ^(R)
New Cases Filed in 2022		58
Cases Available for Processing		154
Processed By:		
Contested before a Judge	13	20.0%
Uncontested	52	80.0%
Other	0	
Cases Processed	65	100.0%
Cases Pending 12/31/2022		89

(R) - Revised



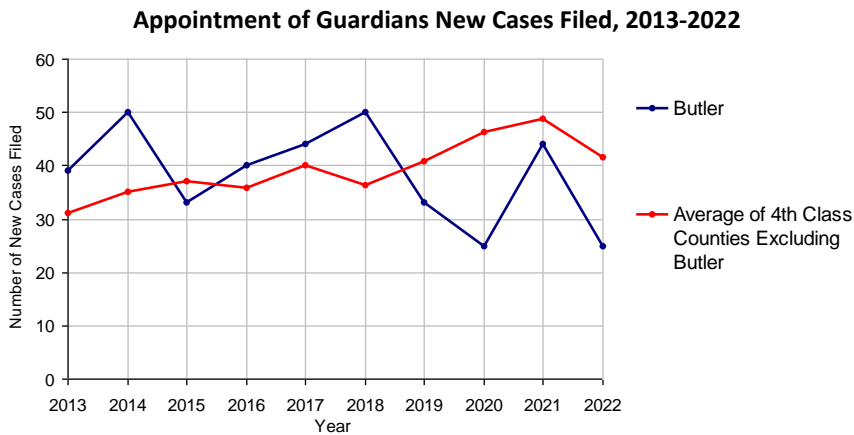
Butler County

2022 Population estimate: 197,300
 Class of County: 4th
 No. of Common Pleas Court Judgeships: 6



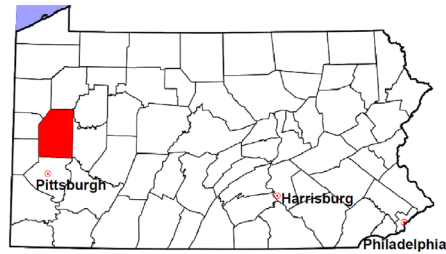
2022 Appointment of Guardians	No. of Cases	
Cases Pending 1/1/2022	78 (R)	
New Cases Filed in 2022	25	
Cases Available for Processing	103	
Processed By:		
Contested before a Judge	0	
Uncontested	15	78.9%
Other	4	21.1%
Cases Processed	19	100.0%
Cases Pending 12/31/2022	84	

(R) - Revised



Butler County

2022 Population estimate: 197,300
 Class of County: 4th
 No. of Common Pleas Court Judgeships: 6



2022 Jury Yield and Utilization

Jury Yield

Qualification Questionnaires/Summonses Mailed:	4,420	A		
Returned Undeliverable:	32	B	0.7%	Of Qualification Questionnaires/ Summonses Mailed
Not Responded to:	0	C		
the Number of Prospective Jurors:				
Disqualified:	48	D	1.1%	
Exempted:	0	E		
Excused:	242	F	5.5%	
Deferred to New Term:	1,535	G	34.7%	
Deferred from Previous Term:	588	H	13.3%	
Total Number of Qualified Jurors Available for Service:	3,151	I	71.3%	

$I = A - B - C - D - E - F - G + H$

Jury Utilization

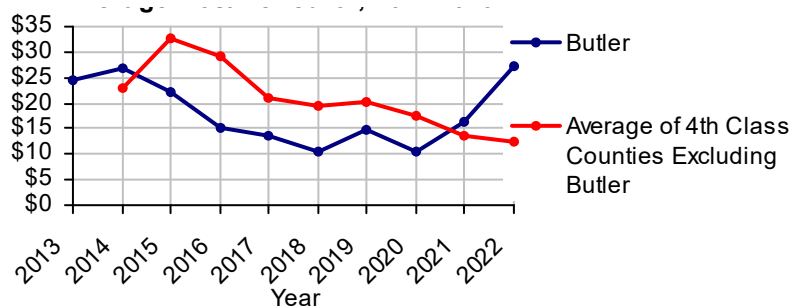
the Number of Jurors:				
Reporting for Service:	1,614		51.2%	Of Jurors Qualified and Available
Told Not to Report for Service:	1,072		34.0%	
Sent to Courtroom for Jury Selection (Voir Dire):	1,176		72.9%	Of Jurors Reporting for Service
Impaneled or Sworn (jurors/alternates):	282		17.5%	
Removed for Cause/Hardship:	503			
Removed by Peremptory Challenge:	202			
Number of Jury Trials Started:	19			
Pool Days:	17			
Zero Panel Days	1		5.9%	(Of Pool Days)

Jury Costs

Total Annual Budget for Juror Operations:	\$120,500.00	J
Average Cost Per Juror:	\$27.26	K

$K = J/A$

Average Cost Per Juror, 2013-2022

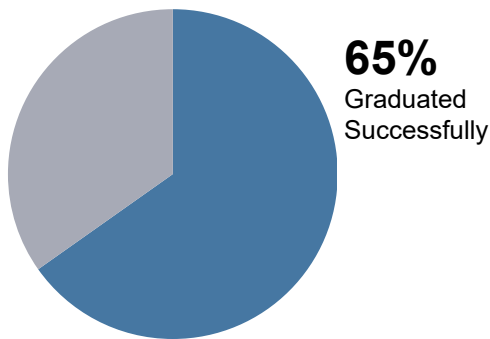


Butler County


2022 Problem Solving Courts

23 Discharges

Of All Court Participants Discharged:



30 Admissions



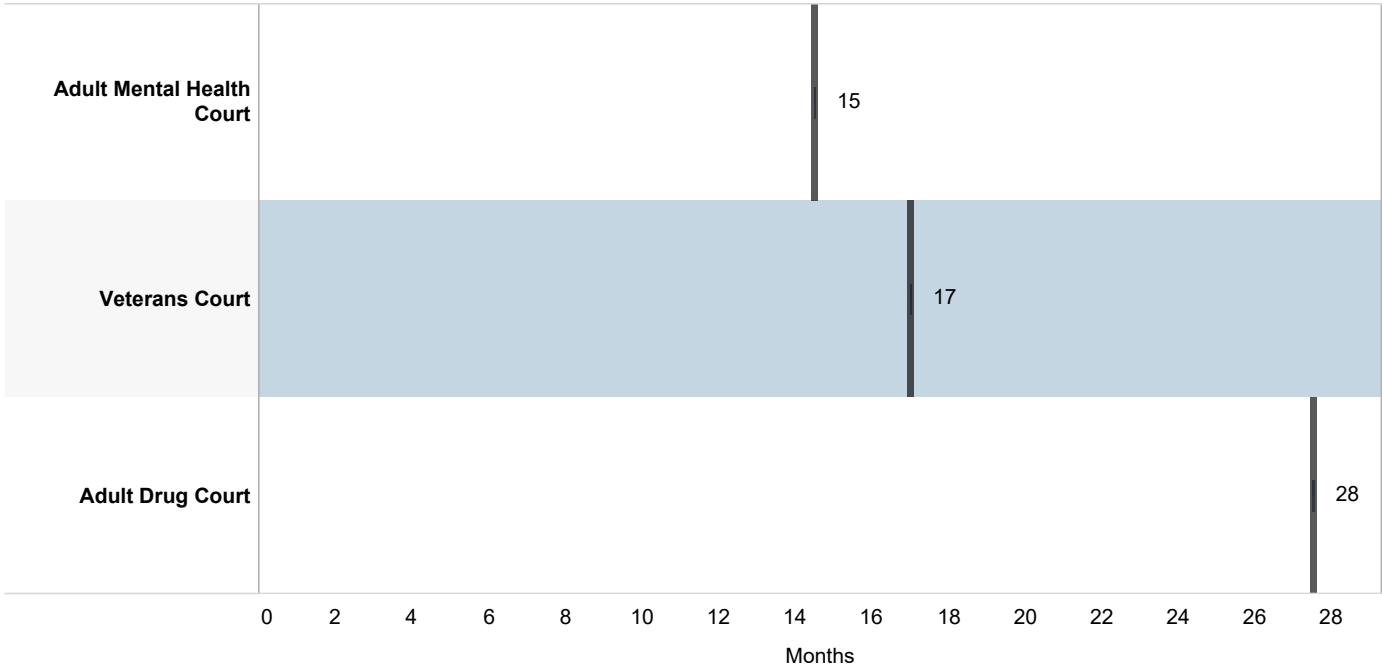
Discharge Reason

	Successfully Completed	Unsuccessful/ New Offense	Unsuccessful /Non-Compliant	Voluntarily Withdrew	Unsuccessful /Absconded	Total Discharges
Adult Drug Court	7 (58.3%)	3 (25.0%)	2 (16.7%)			12 (100.0%)
Adult Mental Health Court	3 (50.0%)		1 (16.7%)	1 (16.7%)	1 (16.7%)	6 (100.0%)
Veterans Court	5 (100.0%)					5 (100.0%)

Butler County

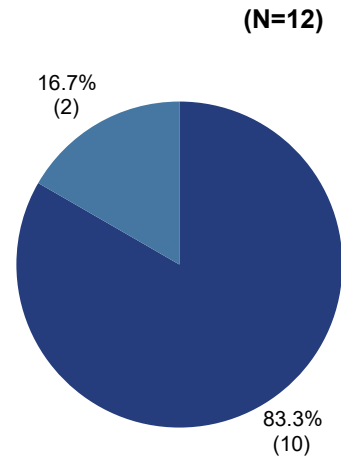
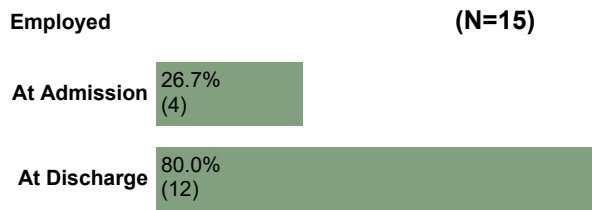
2022 Problem Solving Courts

Median Months from Admission to Discharge



Among successful graduates, there was a 200% increase in employment.

83% of the employed successful graduates were employed full time:



9% (2) of all participants have improved in education level at discharge.

■ Employed Full Time
■ Employed Part Time

DEPARTMENT OF RESEARCH & STATISTICS

KIM NIEVES, PH.D.

DIRECTOR

ANDREW GINDER, MPA

ASSISTANT DIRECTOR

YAN LIU, M.S.

SENIOR STATISTICAL ANALYST

SASANKA ADIKARI, PH.D

DATA SCIENTIST

AMANDA PEREIRA

RESEARCH ASSISTANT