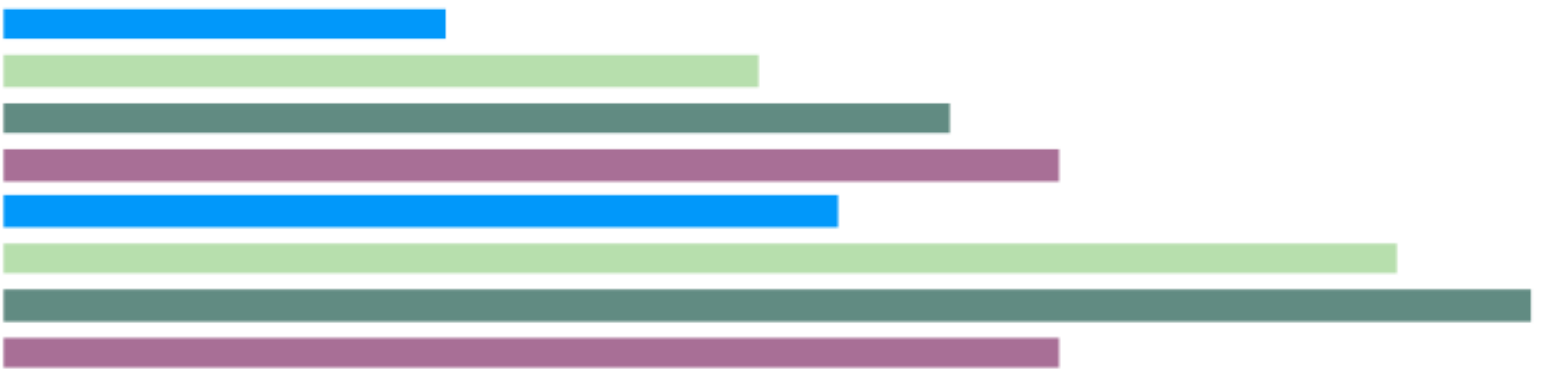
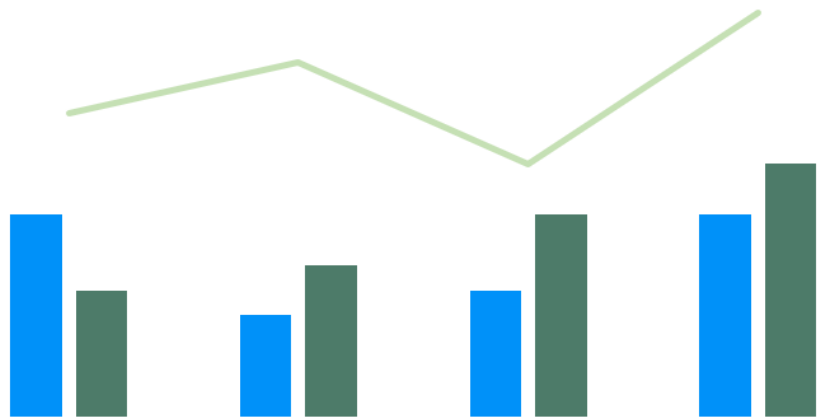
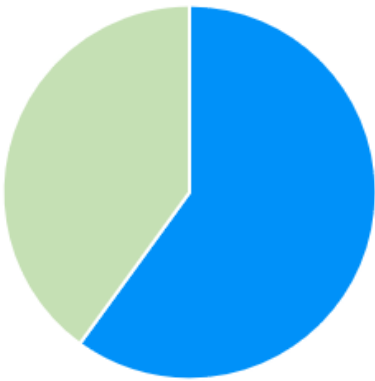


# 2022

Court of Common Pleas  
Caseload Statistics for

# Cambria County






We are pleased to provide you with a copy of the 2022 County Caseload Display pages. They can also be viewed on the AOPC webpage at [www.pacourts.us](http://www.pacourts.us) in the *News & Statistics* section under *Research & Statistics*.

Should you have any questions or comments, please do not hesitate to contact me at 717.231.3300.

Sincerely,

A handwritten signature in black ink, appearing to read "Sasanka", is written over a horizontal line. The signature is fluid and cursive.

Sasanka Adikari, Ph.D.  
Data Scientist  
Department of Research and Statistics



# Table of Contents

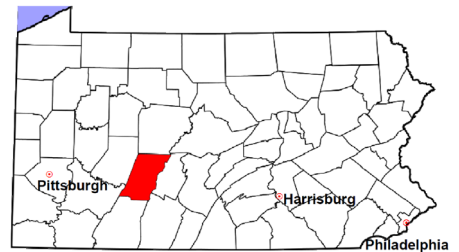
CPCMS Criminal .....	Page 1
CPCMS Criminal - New Cases by Case Type.....	Page 2
Civil.....	Page 3
Civil - Docketed Cases Listed by Case Type.....	Page 4
Protection From Abuse .....	Page 5
Spousal & Child Support and Paternity .....	Page 6
Custody/Partial Custody/Visitation.....	Page 7
Divorce .....	Page 8
Juvenile Dependency - Active Dependent Inventory .....	Page 9
Juvenile Dependency - Adjudicated Dependent Inventory .....	Page 10
Juvenile Delinquency - Cases Pending Disposition.....	Page 11
Juvenile Delinquency - New Cases by Case Type .....	Page 12
Juvenile Delinquency - Formal Dispositions .....	Page 13
Juvenile Delinquency - Informal Dispositions .....	Page 14
Accounts.....	Page 15
Adoptions.....	Page 16
Relinquishments/Terminations .....	Page 17
Appointment of Guardians .....	Page 18
Jury Yield and Utilization .....	Page 19
Problem Solving Courts.....	Pages 20-21

# Cambria County

2022 Population estimate: 131,441

Class of County: 4th

No. of Common Pleas Court Judgeships: 5



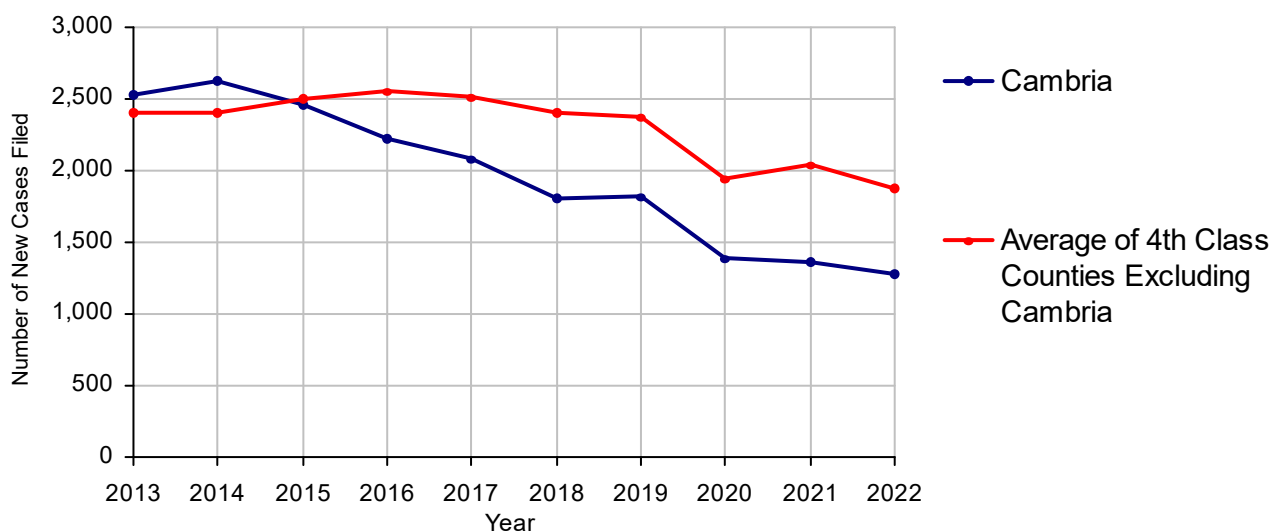
<b>2022 Criminal</b>	<b>No. of Cases</b>	
Cases Pending 1/1/2022	658	
New Cases Filed in 2022	1,278	
Reopened Cases	122	
<b>Cases Available for Processing</b>	<b>2,058</b>	
<b>Processed by:</b>		
Withdrawn/Dismissed	100	7.3%
Diversionsary Disposition*	242	17.8%
Guilty Plea	912	67.0%
Non-Jury Trial	12	0.9%
Jury Trial	5	0.4%
Inactive	64	4.7%
Other	27	2.0%
<b>Total Cases Processed</b>	<b>1,362</b>	<b>100.0%</b>
<b>Cases Pending 12/31/2022</b>	<b>696</b>	
Cases Awaiting Sentencing	205	

<b>Age of Pending Cases as of 12/31/2022</b>		
0-60 Days	203	29.2%
61-120 Days	213	30.6%
121-180 Days	99	14.2%
181-240 Days	53	7.6%
241-300 Days	39	5.6%
301-360 Days	16	2.3%
Over 360 Days	73	10.5%
<b>Total</b>	<b>696</b>	<b>100.0%</b>

Data provided by CPCMS

\* Includes other diversionary programs such as Veterans Court.

**Criminal New Cases, 2013-2022**



# Cambria County

2022 Population: 131,441  
 Class of County: 4th  
 No. of Common Pleas Judgeships: 5

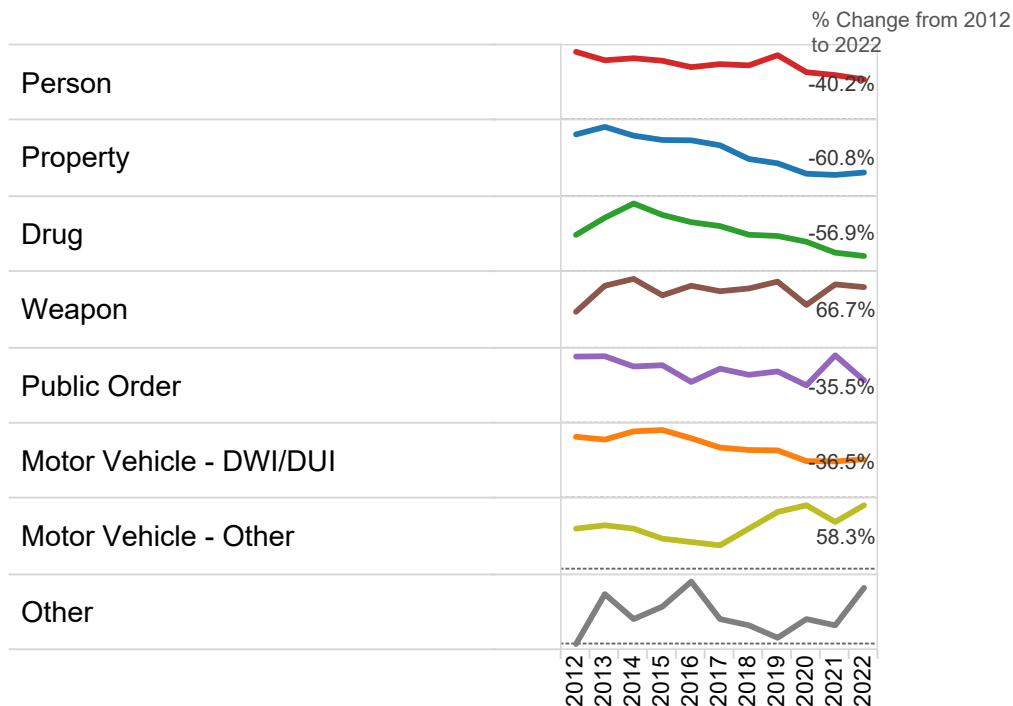


## 2022 Criminal - New Cases by Offense Type

Case Type	Felony	Misdemeanor	Summary	Total	
Person	150	107	0	<b>257</b>	<b>20.1%</b>
Property	198	87	1	<b>286</b>	<b>22.4%</b>
Drug	74	70	0	<b>144</b>	<b>11.3%</b>
Weapon	42	3	0	<b>45</b>	<b>3.5%</b>
Public Order	64	76	0	<b>140</b>	<b>11.0%</b>
Motor Vehicle - DWI/DUI	15	363	0	<b>378</b>	<b>29.6%</b>
Motor Vehicle - Other	2	17	0	<b>19</b>	<b>1.5%</b>
Other	8	1	0	<b>9</b>	<b>0.7%</b>
<b>Total</b>	<b>553</b>	<b>724</b>	<b>1</b>	<b>1,278</b>	<b>100.0%</b>
	<b>43.3%</b>	<b>56.7%</b>	<b>0.1%</b>	<b>100.0%</b>	

Data provided by CPCMS

### Criminal New Cases by Offense Type, 2012-2022

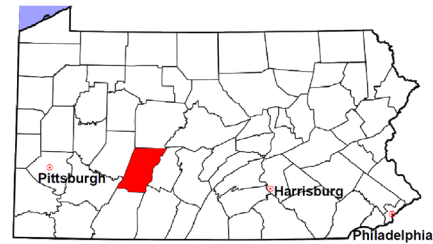


# Cambria County

2022 Population estimate: 131,441

Class of County: 4th

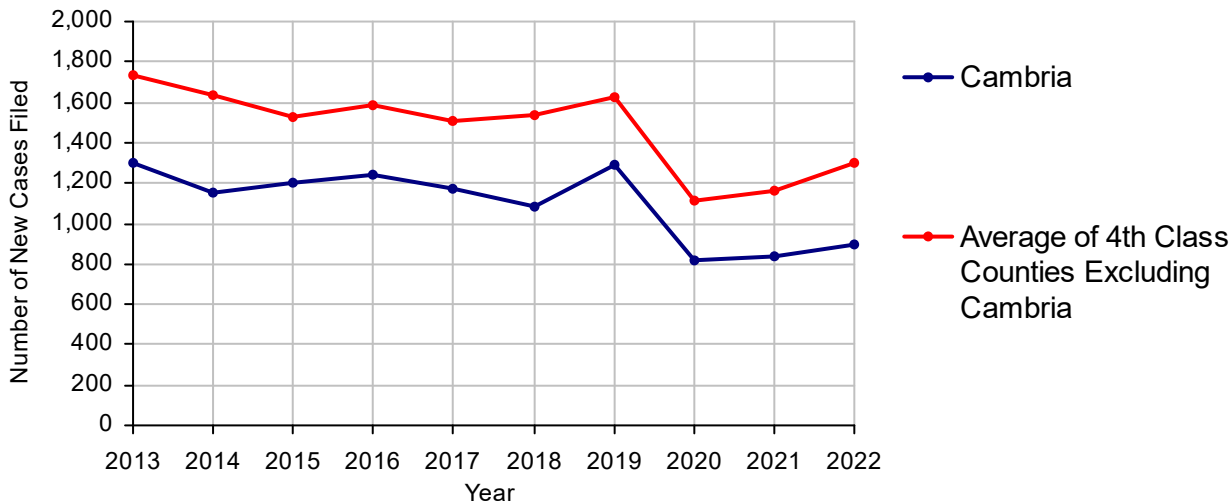
No. of Common Pleas Court Judgeships: 5



<b>2022 Civil</b>	<b>Civil Action</b>	<b>Other</b>	<b>Total</b>
Cases Pending 1/1/2022	951	1,285	2,236
Docketed Cases	563	332	895
Arbitration Appeals	4	0	4
Transferred In	6	0	6
Returned to Active	14	2	16
<b>Cases Available for Processing</b>	<b>1,538</b>	<b>1,619</b>	<b>3,157</b>
Processed By:			
Default Judgments	153	110	263
Cases Decided by Arbitration Board	6	0	6
Dispositive Motions	0	14	14
Settlements	48	29	77
Moved to Inactive Status	0	0	0
Transferred/Withdrawn	6	7	13
Dismissed/Discontinued	447	73	520
Administrative Purge	92	57	149
Other	49	59	108
Jury Trial	2	0	2
Non-Jury Trial	1	1	2
<b>Total Cases Processed</b>	<b>804</b>	<b>350</b>	<b>1,154</b>
<b>Cases Pending 12/31/2022</b>	<b>734</b>	<b>1,269</b>	<b>2,003</b>

<b>Age of Pending Cases as of 12/31/2022 (Civil Action Only)</b>		
0-6 months	268	36.5%
7-12 months	108	14.7%
13-18 months	92	12.5%
19-24 months	74	10.1%
25-30 months	42	5.7%
31-36 months	32	4.4%
37-42 months	35	4.8%
43-48 months	19	2.6%
49-54 months	15	2.0%
55-60 months	16	2.2%
61-66 months	25	3.4%
67-72 months	5	0.7%
Over 72 months	3	0.4%
<b>Total</b>	<b>734</b>	<b>100.0%</b>

Docketed Cases, 2013-2022



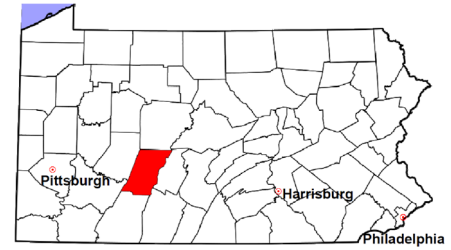


# Cambria County

2022 Population estimate: 131,441

Class of County: 4th

No. of Common Pleas Court Judgeships: 5



## 2022 Civil - Docketed Cases Listed by Case Type

### TORT 93 10.4%

*(does not include mass tort)*

Intentional	0
Malicious Prosecution	2
Motor Vehicle	44
Nuisance	2
Premise Liability	19
Product Liability	2
Slander/Libel/Defamation	2
Other	22

### MASS TORT 10 1.1%

Asbestos	10
Tobacco	0
Toxic Tort - DES	0
Toxic Tort - Implant	0
Toxic Waste	0
Other	0

### PROFESSIONAL LIABILITY 14 1.6%

Dental	0
Legal	1
Medical Malpractice	10
Other	3

### CONTRACT 412 46.0%

*(does not include judgments)*

Buyer Plaintiff	3
Debt Collection: Credit Card	216
Debt Collection: Other	158
Employment Dispute: Discrimination	1
Employment Dispute: Other	1
Other	33

#### Of the Docketed Cases:

Pro Se Filings:	59 6.6%	Class Action Suits	2 0.2%	MDJ Appeals:	82 9.2%
-----------------	---------	--------------------	--------	--------------	---------

\*Civil Other

### REAL PROPERTY 253 28.3%

Ejectment*	22
Eminent Domain/Condemnation*	5
Ground Rent	0
Landlord/Tenant Dispute	34
Mortgage Foreclosure:	
Residential*	143
Commercial*	2
Partition of Real Property*	3
Quiet Title*	14
Other*	30

### CIVIL APPEALS 55 6.1%

#### - Administrative Agencies

Board of Assessment*	5
Board of Elections*	0
Dept. of Transportation*	37
Zoning Board*	4
Statutory Appeal - Other*	0
Other*	9

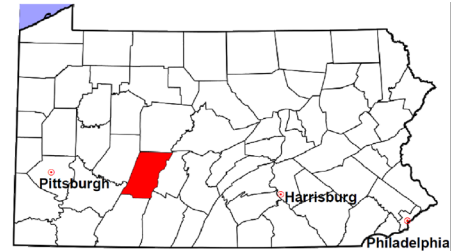
### MISCELLANEOUS 58 6.5%

Common Law/	
Statutory Arbitration*	0
Declaratory Judgment*	3
Mandamus*	1
Non-Domestic Relations	
Restraining Order*	0
Quo Warranto*	0
Replevin*	3
Other*	51

### TOTAL DOCKETED CASES: 895 100.0%

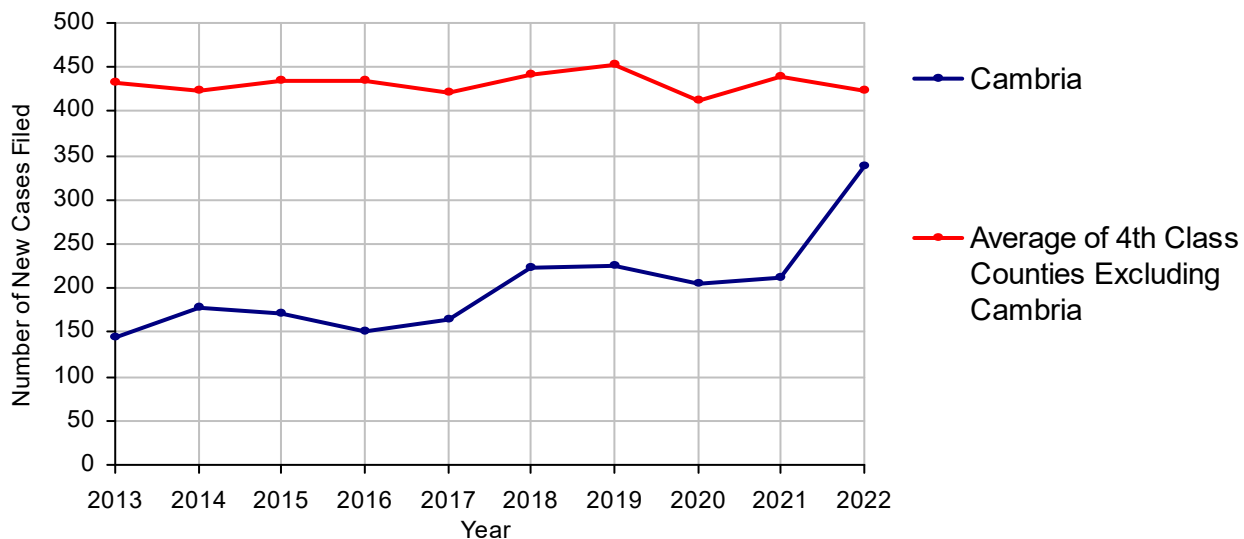
# Cambria County

2022 Population estimate: 131,441  
 Class of County: 4th  
 No. of Common Pleas Court Judgeships: 5



<b>2022 Protection From Abuse</b>	<b>No. of Petitions</b>
Cases Pending 1/1/2022	19
New Cases Filed in 2022	338
<i>Of these, Petitions Requesting Temporary Orders: 338 (100.0%)</i>	
<i>Temporary Orders DENIED: 111 (32.8%), Temporary Orders GRANTED: 227 (67.2%)</i>	
<b>Cases Available for Processing</b>	<b>357</b>
Processed By:	
Temporary Order DENIED After Ex Parte Hearing and No Evidentiary Hearing Scheduled	71 21.5%
Temporary Order DISMISSED After Evidentiary Hearing and No Final Order Entered	24 7.3%
Final Order DENIED After Evidentiary Hearing Before a Judge or a Judicial Officer	30 9.1%
Final Order GRANTED After Evidentiary Hearing Before a Judge or a Judicial Officer	36 10.9%
Plaintiff Did Not Appear For Evidentiary Hearing	22 6.7%
Final Order by STIPULATION OR AGREEMENT Between the Parties	102 30.9%
Petition WITHDRAWN by Plaintiff	42 12.7%
TRANSFERRED to Another Jurisdiction	0
Other	3 0.9%
<b>Cases Processed</b>	<b>330 100.0%</b>
<b>Cases Pending 12/31/2022</b>	<b>27</b>

PFA New Cases Filed, 2013-2022

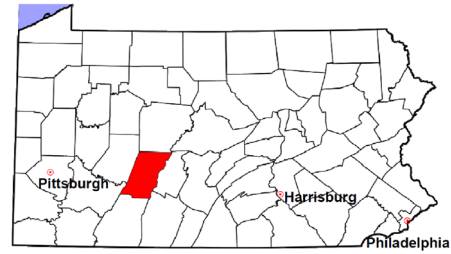


# Cambria County

2022 Population estimate: 131,441

Class of County: 4th

No. of Common Pleas Court Judgeships: 5



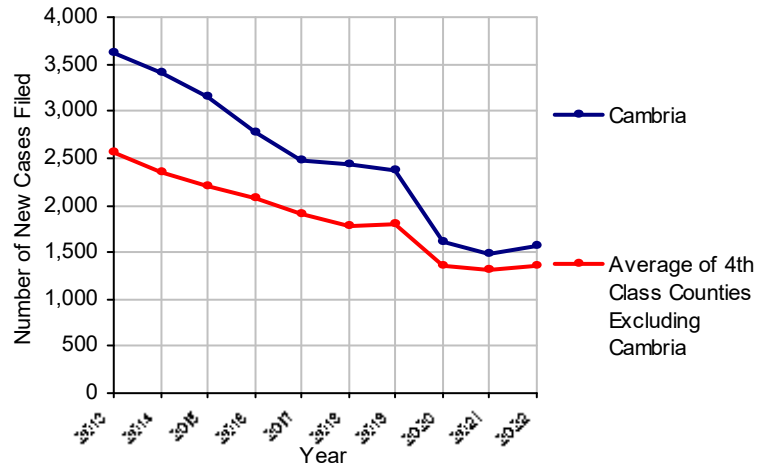
2022 Spousal & Child Support	No. of Petitions
Cases Pending 1/1/2022	262
New Cases Filed in 2022	1,568
Dockets Transferred In (+)	77
Dockets Transferred Out (-)	33
<b>Cases Available for Processing</b>	<b>1,874</b>
Processed By:	
Judge	27 1.7%
Intake Officer	1,529 94.3%
Hearing Officer	65 4.0%
Other	1 0.1%
<b>Cases Processed</b>	<b>1,622 100.0%</b>
<b>Cases Pending 12/31/2022</b>	<b>252</b>

Data provided by PACSES

2022 Paternity	No. of Cases
<b>Acknowledgements Filed:</b>	
Non-Domestic Relations Section	176 83.4%
During Conference	28 13.3%
Non-Stipulated (post genetic test)	1 0.5%
Pre-Trial Conference	6 2.8%
<b>Total</b>	<b>211 100.0%</b>
<b>Established:</b>	
Stipulated by Genetic Tests	20 24.7%
Default - Father Failed to Appear	23 28.4%
Adjudication by Court Proceeding	0
Out of State	38 46.9%
<b>Total</b>	<b>81 100.0%</b>
<b>Cases Pending 12/31/2022</b>	<b>54</b>

Data provided by PACSES

Spousal & Child Support New Cases Filed, 2013-2022



## DEFINITIONS:

### ACKNOWLEDGEMENTS FILED:

**NON-DOMESTIC RELATIONS SECTION:** The voluntary Acknowledgement of Paternity by the alleged father.  
**DURING CONFERENCE:** The alleged father signed the Acknowledgement of Paternity-Waiver of Trial (PE-010) at the initial child support conference.  
**NON-STIPULATED (POST GENETIC TEST):** The alleged father signed the Acknowledgement of Paternity-Waiver of Trial after genetic tests were conducted and resulted in the alleged father being determined to be the biological father.  
**PRE-TRIAL CONFERENCE:** The alleged father signed the Acknowledgement of Paternity-Waiver of Trial at the pre-trial conference.

### ESTABLISHED:

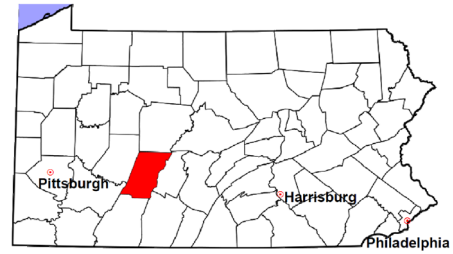
**STIPULATED BY GENETIC TESTS:** The alleged father requested genetic tests and signed a stipulation that if the test results had a 99% or higher probability of paternity then the alleged father would be stipulated as the biological father of the child.  
**DEFAULT - FATHER FAILED TO APPEAR:** The alleged father failed to appear after being served for either a support conference, hearing, or genetic test and a default paternity order was entered by the court.  
**ADJUDICATION BY COURT PROCEEDING:** The alleged father was determined to be the biological father of the child through a court proceeding.  
**OUT OF STATE:** Paternity was established in another state, "Out of state only".

# Cambria County

2022 Population Estimate: 131,441

Class of County: 4th

No. of Common Pleas Court Judgeships: 5

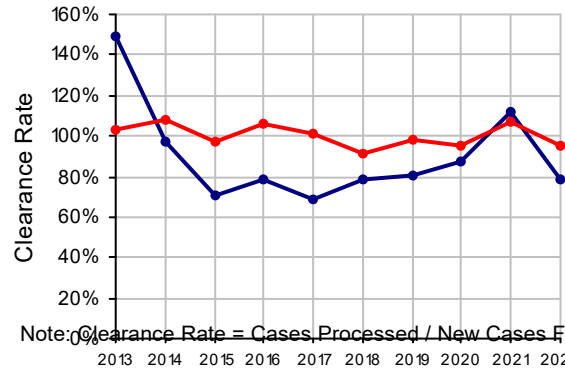


## 2022 Custody/Partial Custody/Visitation

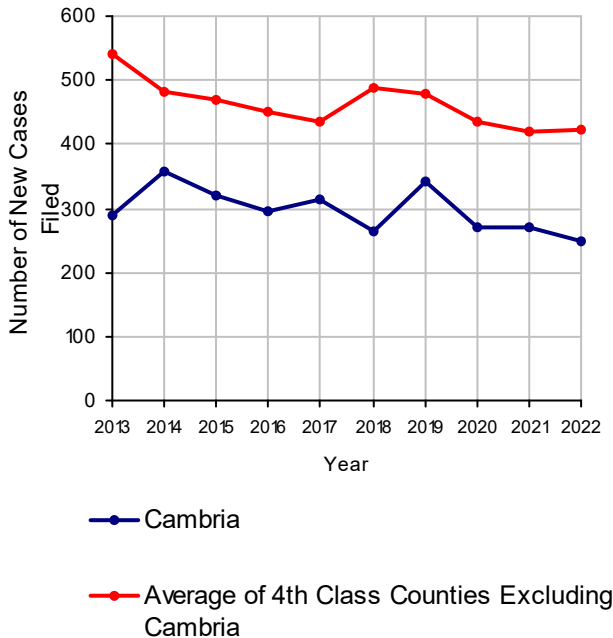
No. of Petitions

Cases Pending 1/1/2022	554
New Cases Filed in 2022	250
<b>Cases Available for Processing</b>	<b>804</b>
Processed By:	
Judge	41 20.9%
Non-Judicial Officer	114 58.2%
Administrative Review/Purge	0
Other	41 20.9%
<b>Cases Processed</b>	<b>196 100.0%</b>
<b>Cases Pending 12/31/2022</b>	<b>608</b>

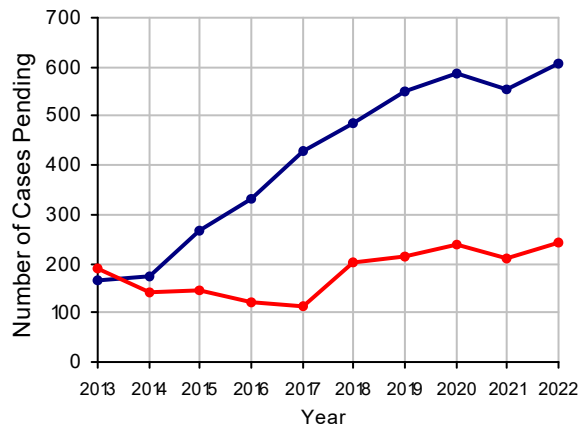
Clearance Rate, 2013-2022



Custody/Partial Custody/Visitation New Cases Filed, 2013-2022



Cases Pending at the End of Year, 2013-2022

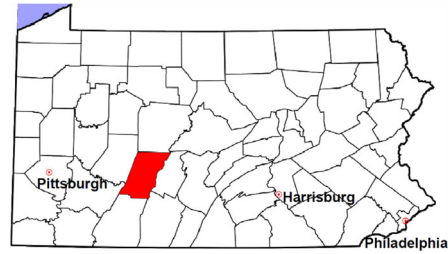


# Cambria County

2022 Population estimate: 131,441

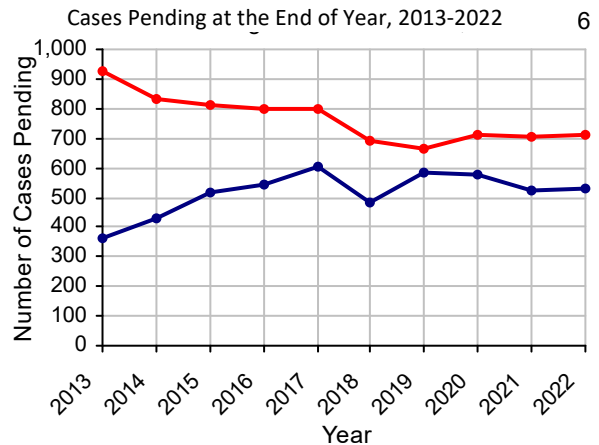
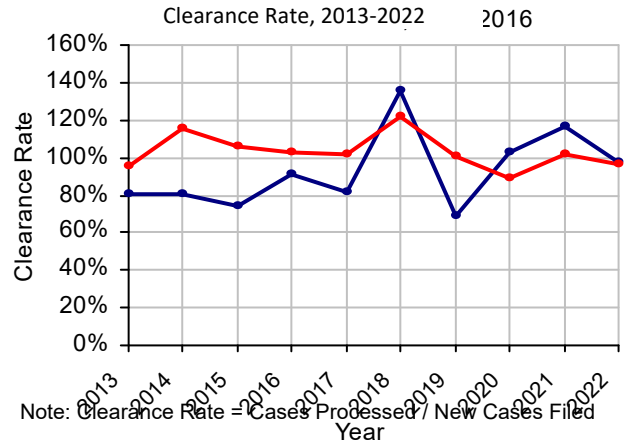
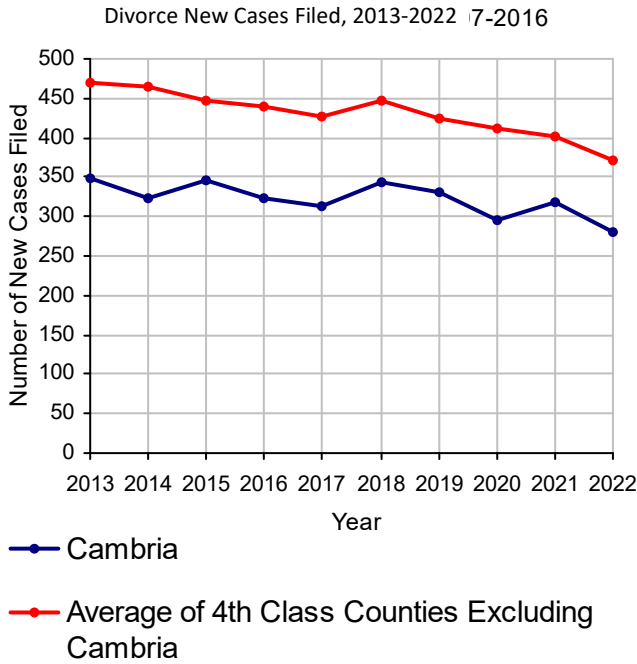
Class of County: 4th

No. of Common Pleas Court Judgeships: 5



## 2022 Divorce

	No. of Petitions	
Cases Pending 1/1/2022	524	
New Cases Filed in 2022	281	
<b>Cases Available for Processing</b>	<b>805</b>	
Processed By:		
Contested Before a Judge	1	0.4%
Contested Before a Non-Judicial Officer	1	0.4%
Uncontested	242	88.3%
Administrative Review/Purge	12	4.4%
Other	18	6.6%
<b>Cases Processed</b>	<b>274</b>	<b>100.0%</b>
<b>Cases Pending 12/31/2022</b>	<b>531</b>	

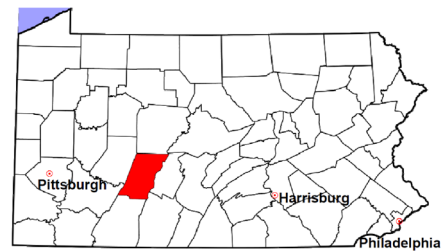


# Cambria County

2022 Population estimate: 131,441

Class of County: 4th

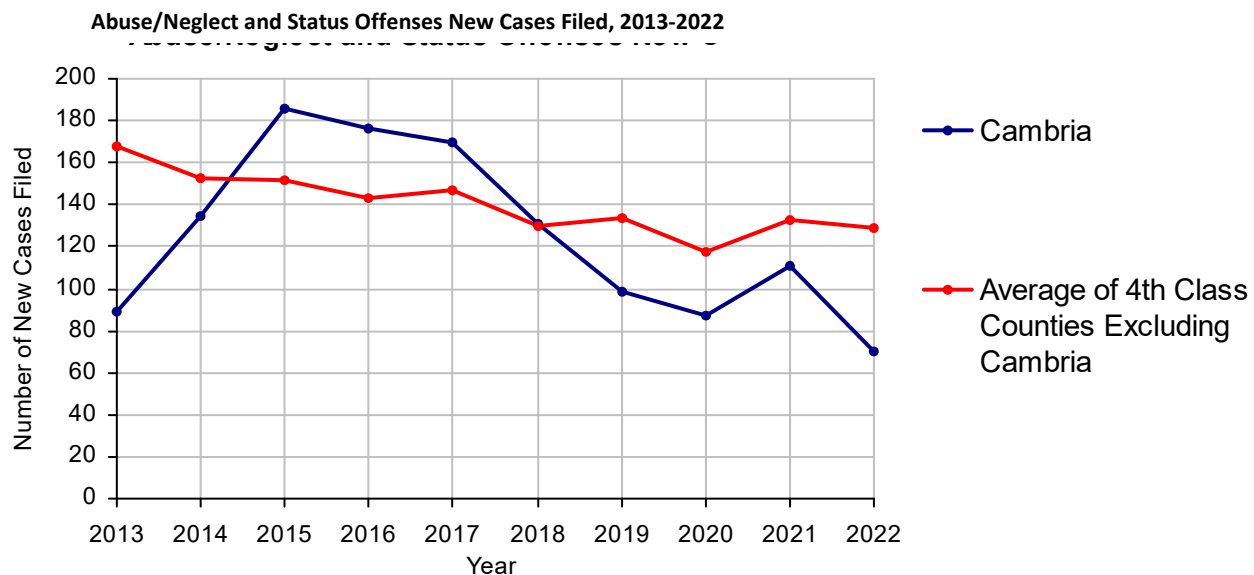
No. of Common Pleas Court Judgeships: 5



## 2022 Juvenile Dependency - Petitions Pending Adjudication

	Abuse/ Neglect	Status Offenses	Total
Cases Pending 1/1/2022	12	0	12
New Petitions Filed in 2022	69	1	70
Other	20	0	20
<b>Total Petitions Available for Processing</b>	<b>101</b>	<b>1</b>	<b>102</b>
Processed by:			
Adjudicated Dependent			
Judge	50	1	51
Juvenile Court Hearing Officer	30	0	30
Adjudicated NOT Dependent			
Judge	2	0	2
Juvenile Court Hearing Officer	1	0	1
Withdrawn/Dismissed/Transferred	3	0	3
Other	10	0	10
<b>Total Petitions Processed</b>	<b>96</b>	<b>1</b>	<b>97</b>
<b>Cases Pending 12/31/2022</b>	<b>5</b>	<b>0</b>	<b>5</b>

Data provided by CPCMS

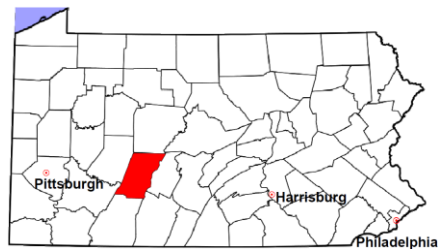


# Cambria County

2022 Population estimate: 131,441

Class of County: 4th

No. of Common Pleas Court Judgeships: 5



## 2022 Juvenile Dependency - Adjudicated Dependent Inventory

	Abuse/ Neglect	Status Offenses	Total
Cases Pending 1/1/2022	123	4	127
New Adjudicated Dependent Cases	80	1	81
Other	13	0	13
<b>Total Adjudicated Dependent Cases</b>	<b>216</b>	<b>5</b>	<b>221</b>
<b><u>Court Supervision Terminated:</u></b>			
Family Reunification	17 19.8%	0	17 19.8%
Adoption	10 11.6%	0	10 11.6%
Placement with a Relative/Guardian	40 46.5%	0	40 46.5%
Aged Out	8 9.3%	0	8 9.3%
Other Permanency Outcomes*	2 2.3%	0	2 2.3%
Other**	9 10.5%	0	9 10.5%
<b>Total Adjudicated Dependent Cases Terminated</b>	<b>86 100.0%</b>	<b>0 100.0%</b>	<b>86 100.0%</b>
<b>Cases Pending 12/31/2022</b>	<b>130</b>	<b>5</b>	<b>135</b>

Data provided by CPCMS

\* Other Permanency Outcomes include: adjudicated delinquent, death due to natural causes, emancipation, permanent living arrangement, and parent has come forward.

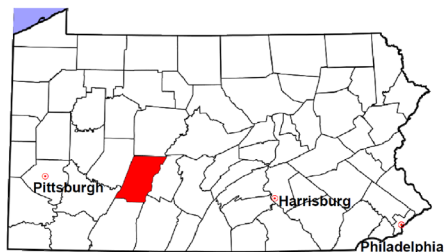
\*\* Other includes cases where court supervision is terminated due to transfer out of jurisdiction, withdrawal and administrative closure.

# Cambria County

2022 Population estimate: 131,441

Class of County: 4th

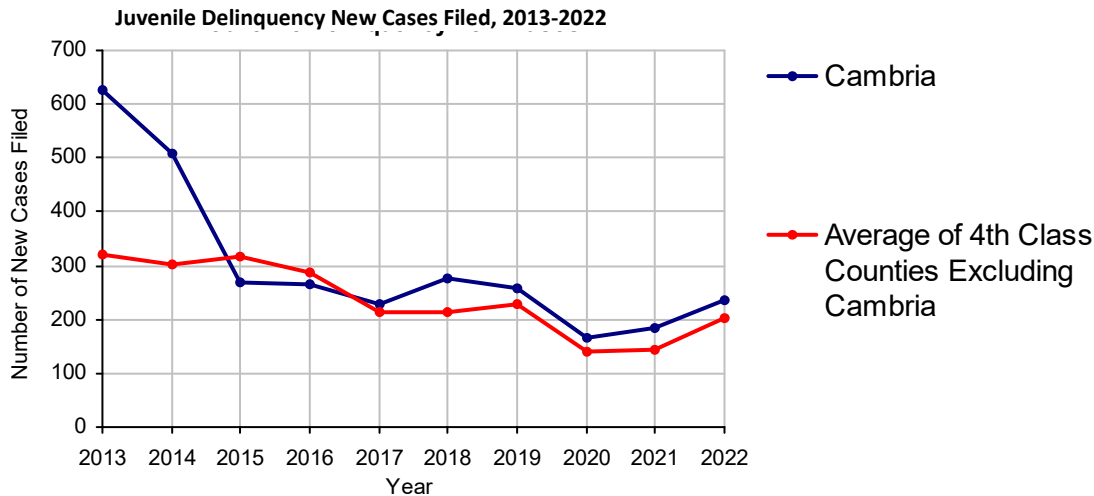
No. of Common Pleas Court Judgeships: 5



## 2022 Juvenile Delinquency - Cases Pending Disposition

<b>Begin Pending</b>	<b>72</b>
New Cases	235
Consent Decree Revoked	14
Informal Adjustment Program Revoked	0
Alternative Program Revoked	0
Warrant Returned	4
Other	14
<b>Total Cases Available for Disposition</b>	<b>339</b>
<b>Warrant Issued</b>	<b>4</b>
<b>Disposed by:</b>	
Adjudicated Delinquent by a Judge	91
Adjudicated Delinquent by a Juvenile Court Hearing Officer	10
Consent Decree Entered	101
Informal Adjustment Program Entered	0
Warned and Counseled (Pre-Petition)	0
Dismissed/Withdrawn/Transferred	39
Transferred to Criminal Court	0
Other	11
<b>Total Cases Disposed</b>	<b>252</b>
<b>End Pending</b>	<b>83</b>

Data provided by CPCMS





# Cambria County

2022 Population: 131,441  
 Class of County: 4th  
 No. of Common Pleas Judgeships: 5

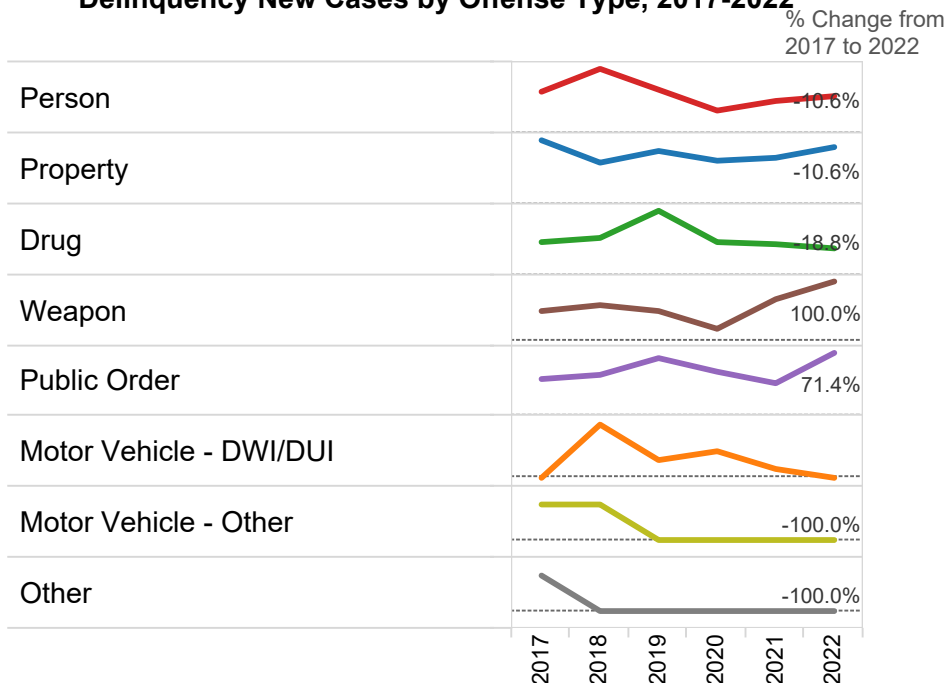


## 2022 Delinquency - New Cases by Offense Type

Case Type	Felony	Misdemeanor	Summary	Total	
Person	20	73	0	<b>93</b>	<b>39.6%</b>
Property	33	26	0	<b>59</b>	<b>25.1%</b>
Drug	0	13	0	<b>13</b>	<b>5.5%</b>
Weapon	4	6	0	<b>10</b>	<b>4.3%</b>
Public Order	12	35	13	<b>60</b>	<b>25.5%</b>
Motor Vehicle - DWI/DUI	0	0	0	<b>0</b>	<b>0.0%</b>
Motor Vehicle - Other	0	0	0	<b>0</b>	<b>0.0%</b>
Other	0	0	0	<b>0</b>	<b>0.0%</b>
<b>Total</b>	<b>69</b>	<b>153</b>	<b>13</b>	<b>235</b>	<b>100.0%</b>
	<b>29.4%</b>	<b>65.1%</b>	<b>5.5%</b>	<b>100.0%</b>	

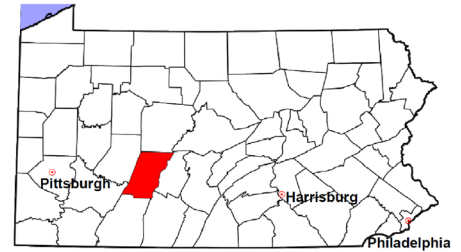
Data provided by CPCMS

### Delinquency New Cases by Offense Type, 2017-2022



# Cambria County

2022 Population estimate: 131,441  
Class of County: 4th  
No. of Common Pleas Court Judgeships: 5



---

## 2022 Juvenile Delinquency - Formal Dispositions

---

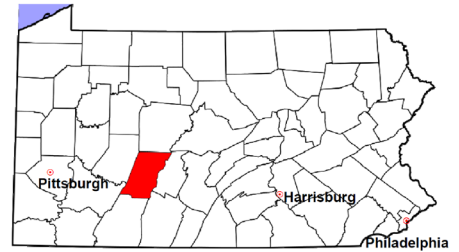
<b>Begin Pending</b>	<b>98</b>
Adjudicated Delinquent by a Judge	91
Adjudicated Delinquent by a Juvenile Court Hearing Officer	10
Warrant Returned	4
Other	0
<b>Total Adjudicated Delinquent Cases</b>	<b>203</b>
<b>Warrant Issued</b>	<b>13</b>
<b>Court Supervision Terminated:</b>	
Conditions Satisfied	47
Compelling Reasons	40
Reached Age 21	0
Transferred to Another Juvenile Court	0
Other	0
<b>Total Adjudicated Delinquent Cases Terminated</b>	<b>87</b>
<b>End Pending</b>	<b>103</b>

---

(R) - Revised  
Data provided by CPCMS

# Cambria County

2022 Population estimate: 131,441  
Class of County: 4th  
No. of Common Pleas Court Judgeships: 5

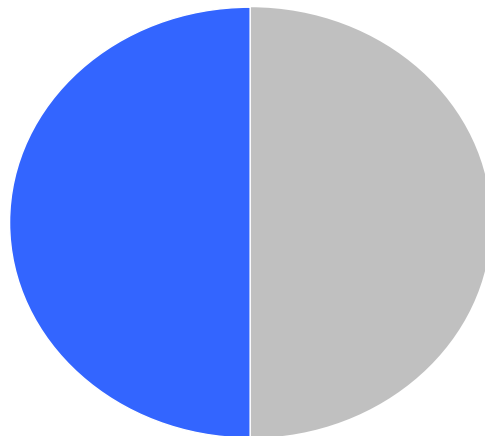


## 2022 Juvenile Delinquency - Informal Dispositions

<b>Pending Consent Decrees</b>	<b>36</b>
<b>Pending Informal Adjustments</b>	<b>7</b>
New Consent Decrees	101
<b>New Informal Adjustments</b>	<b>0</b>
Warrant Returned	0
<b>Other</b>	<b>0</b>
<b>Cases Informally Disposed</b>	<b>144</b>
<b>Warrant Issued</b>	<b>0</b>
<b>Terminated by:</b>	
Consent Decree Completed	70
<b>Informal Adjustment Completed</b>	<b>0</b>
Consent Decree Revoked	14
Informal Adjustment Program Revoked	0
<b>Other</b>	<b>0</b>
<b>Total Informally Disposed Cases Terminated</b>	<b>84</b>
<b>End Pending</b>	<b>60</b>

(R) - Revised  
Data provided by CPCMS

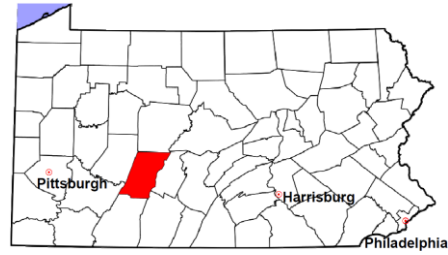
Informal Dispositions: **50%**



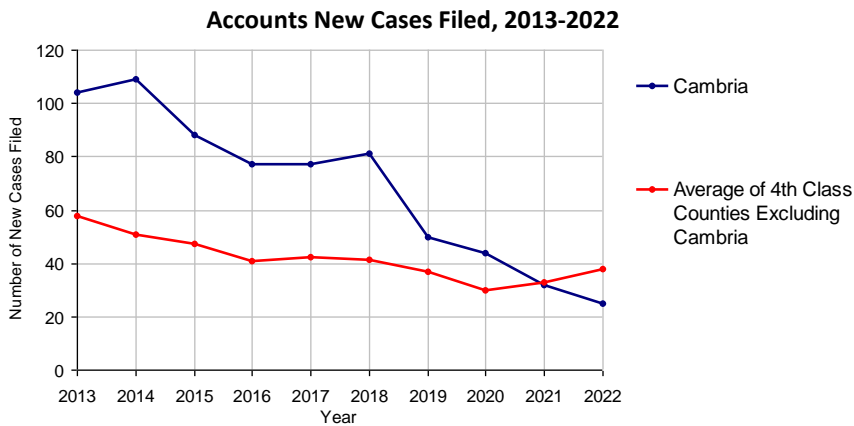
Delinquency Cases are disposed either formally, at a proceeding held before a judge or hearing officer, or informally without a proceeding. Informal dispositions include informal adjustments supervised by a juvenile probation officer; consent decrees agreed upon with the District Attorney after a petition is filed; or other pre-petition process by the juvenile probation department.

# Cambria County

2022 Population estimate: 131,441  
 Class of County: 4th  
 No. of Common Pleas Court Judgeships: 5

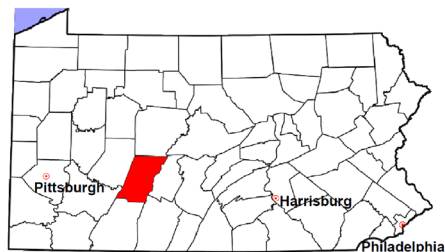


<b>2022 Accounts</b>	<b>No. of Cases</b>	
Cases Pending 1/1/2022	3	
New Cases Filed in 2022	25	
<b>Cases Available for Processing</b>	<b>28</b>	
Processed By:		
Contested before a Judge	0	
Contested before a Non-Judicial Officer	0	
Uncontested	17	94.4%
Other	1	5.6%
<b>Cases Processed</b>	<b>18</b>	<b>100.0%</b>
<b>Cases Pending 12/31/2022</b>	<b>10</b>	



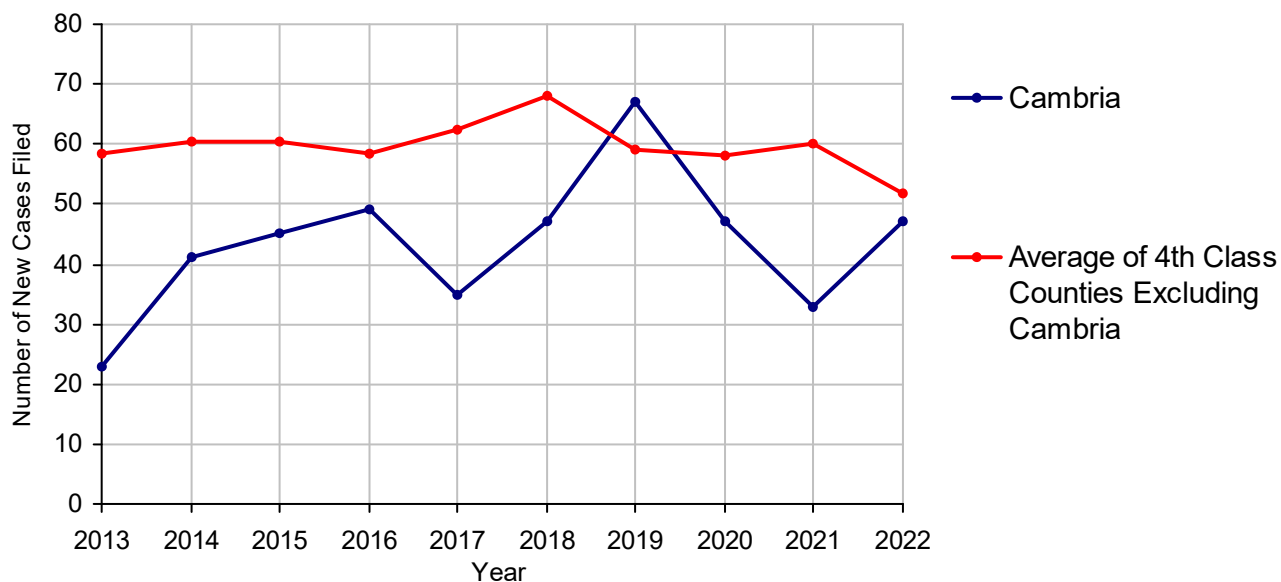
# Cambria County

2022 Population estimate: 131,441  
 Class of County: 4th  
 No. of Common Pleas Court Judgeships: 5



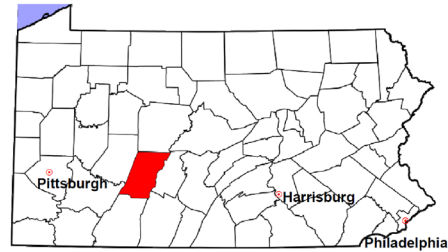
<b>2022 Adoptions</b>		<b>No. of Cases</b>	
Cases Pending 1/1/2022		11	
New Cases Filed in 2022		47	
<b>Cases Available for Processing</b>		<b>58</b>	
Processed By:			
Contested before a Judge	Granted	0	
	Denied	0	
Uncontested	Granted	40	95.2%
	Denied	0	
Other		2	4.8%
<b>Cases Processed</b>		<b>42</b>	<b>100.0%</b>
<b>Cases Pending 12/31/2022</b>		<b>16</b>	

Adoptions New Cases Filed, 2013-2022



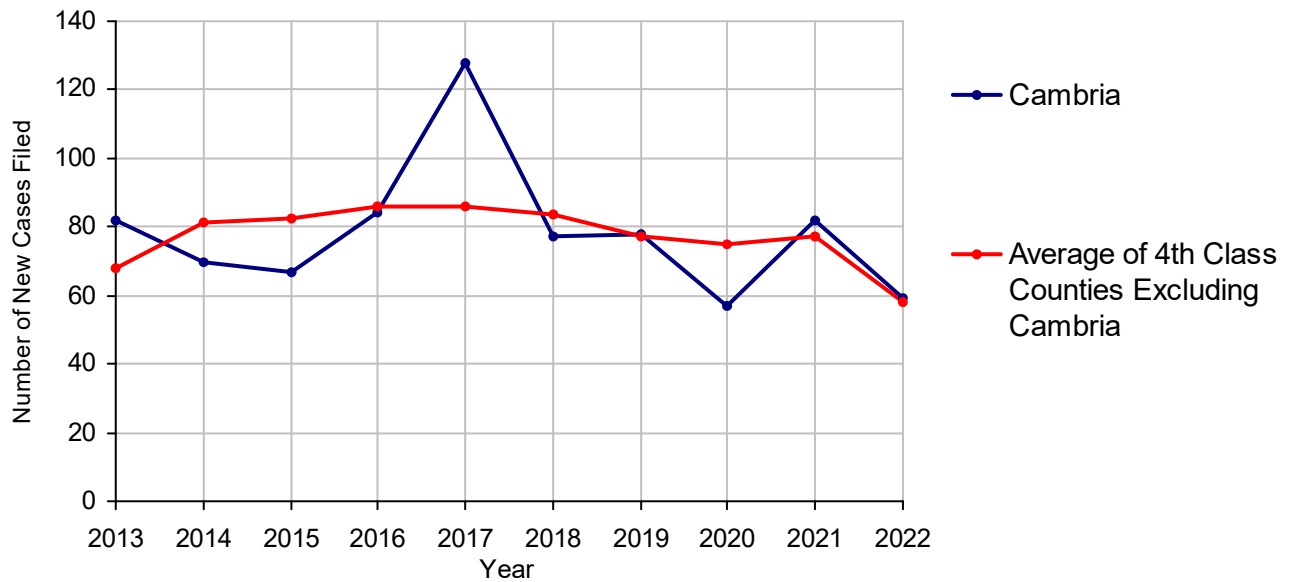
# Cambria County

2022 Population estimate: 131,441  
 Class of County: 4th  
 No. of Common Pleas Court Judgeships: 5



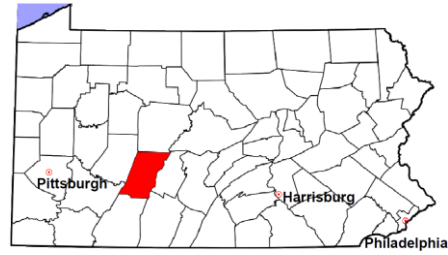
2022 Relinquishments/Terminations	No. of Cases	
Cases Pending 1/1/2022	54	
New Cases Filed in 2022	59	
<b>Cases Available for Processing</b>	<b>113</b>	
Processed By:		
Contested before a Judge	68	76.4%
Uncontested	16	18.0%
Other	5	5.6%
<b>Cases Processed</b>	<b>89</b>	<b>100.0%</b>
<b>Cases Pending 12/31/2022</b>	<b>24</b>	

Relinquishments/Terminations New Cases Filed, 2013-2022

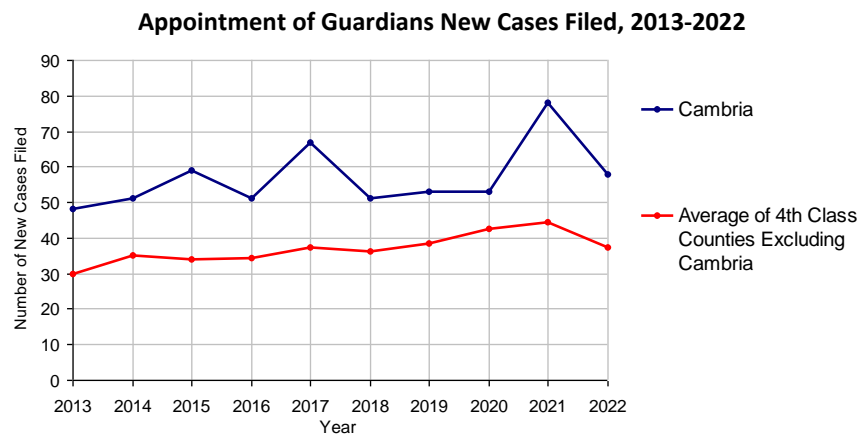


# Cambria County

2022 Population estimate: 131,441  
 Class of County: 4th  
 No. of Common Pleas Court Judgeships: 5

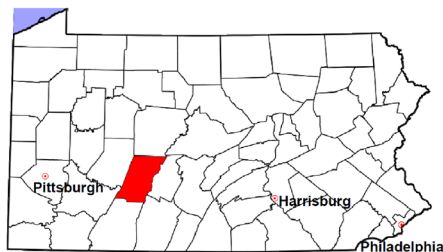


<b>2022 Appointment of Guardians</b>	<b>No. of Cases</b>	
Cases Pending 1/1/2022	24	
New Cases Filed in 2022	58	
<b>Cases Available for Processing</b>	<b>82</b>	
Processed By:		
Contested before a Judge	0	
Uncontested	51	85.0%
Other	9	15.0%
<b>Cases Processed</b>	<b>60</b>	<b>100.0%</b>
<b>Cases Pending 12/31/2022</b>	<b>22</b>	



# Cambria County

2022 Population estimate: 131,441  
 Class of County: 4th  
 No. of Common Pleas Court Judgeships: 5



## 2022 Jury Yield and Utilization

### Jury Yield

Qualification Questionnaires/Summonses Mailed:	6,400	A		
Returned Undeliverable:	621	B	9.7%	Of Qualification Questionnaires/ Summonses Mailed
Not Responded to:	1,312	C	20.5%	
the Number of Prospective Jurors:				
Disqualified:	574	D	9.0%	
Exempted:	55	E	0.9%	
Excused:	1,951	F	30.5%	
Deferred to New Term:	0	G		
Deferred from Previous Term:	0	H		
<b>Total Number of Qualified Jurors Available for Service:</b>	<b>1,887</b>	<b>I</b>	<b>29.5%</b>	

$I = A - B - C - D - E - F - G + H$

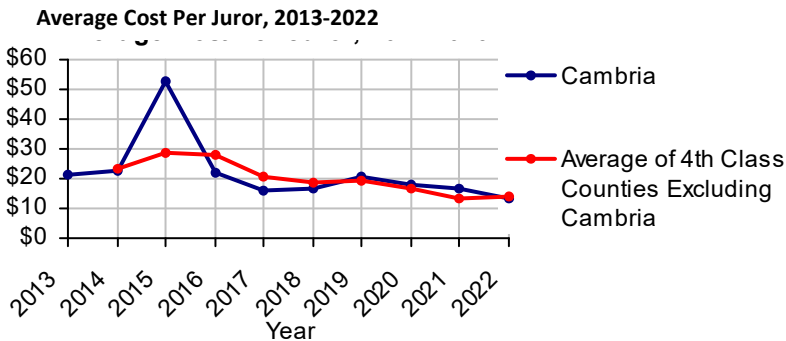
### Jury Utilization

the Number of Jurors:			
Reporting for Service:	1,244	65.9%	Of Jurors Qualified and Available
Told Not to Report for Service:	474	25.1%	
Sent to Courtroom for Jury Selection (Voir Dire):	506	40.7%	Of Jurors Reporting for Service
Impaneled or Sworn (jurors/alternates):	162	13.0%	
Removed for Cause/Hardship:	80		
Removed by Peremptory Challenge:	144		
Number of Jury Trials Started:	10		
Pool Days:	14		
Zero Panel Days:	3	21.4%	(Of Pool Days)

### Jury Costs

<b>Total Annual Budget for Juror Operations:</b>	<b>\$84,686.00</b>	J
<b>Average Cost Per Juror:</b>	<b>\$13.23</b>	K

$K = J/A$



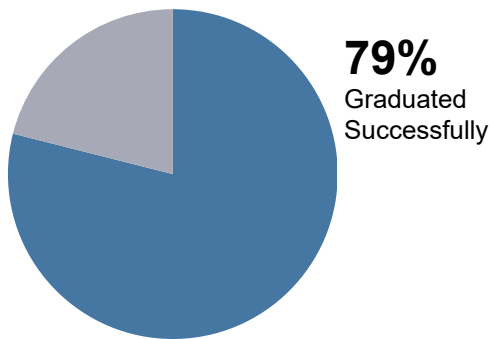


# Cambria County


## 2022 Problem Solving Courts

### 19 Discharges

Of All Court Participants Discharged:



### 16 Admissions

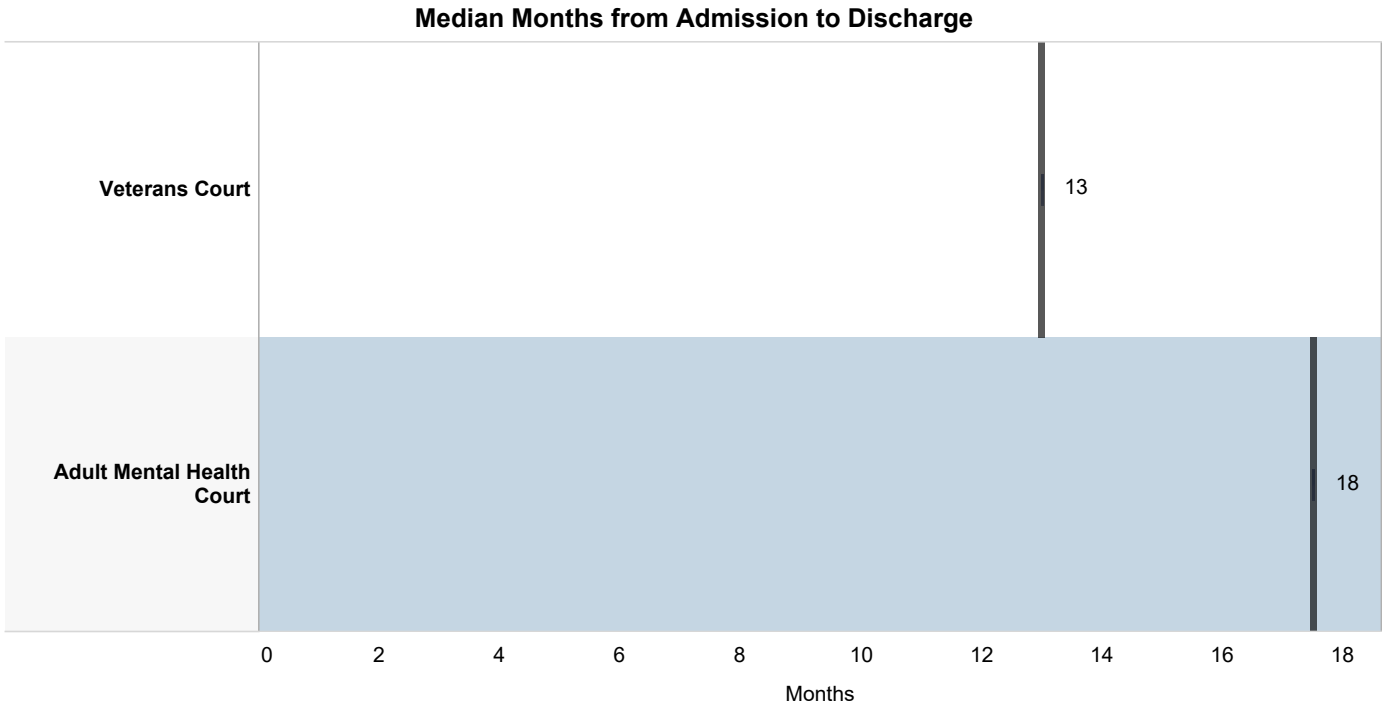


### Discharge Reason


	Successfully Completed	Unsuccessful /Non-Compliant	Other	Total Discharges
Adult Mental Health Court	6 (75.0%)	1 (12.5%)	1 (12.5%)	<b>8</b> <b>(100.0%)</b>
Veterans Court	9 (81.8%)	1 (9.1%)	1 (9.1%)	<b>11</b> <b>(100.0%)</b>

# Cambria County

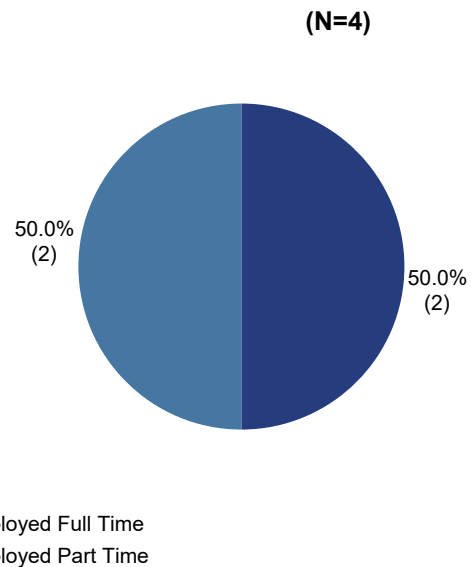
## 2022 Problem Solving Courts



Among successful graduates, there was a 33% increase in employment.



50% of the employed successful graduates were employed full time:





DEPARTMENT OF RESEARCH & STATISTICS

KIM NIEVES, PH.D.

DIRECTOR

ANDREW GINDER, MPA

ASSISTANT DIRECTOR

YAN LIU, M.S.

SENIOR STATISTICAL ANALYST

SASANKA ADIKARI, PH.D

DATA SCIENTIST

AMANDA PEREIRA

RESEARCH ASSISTANT