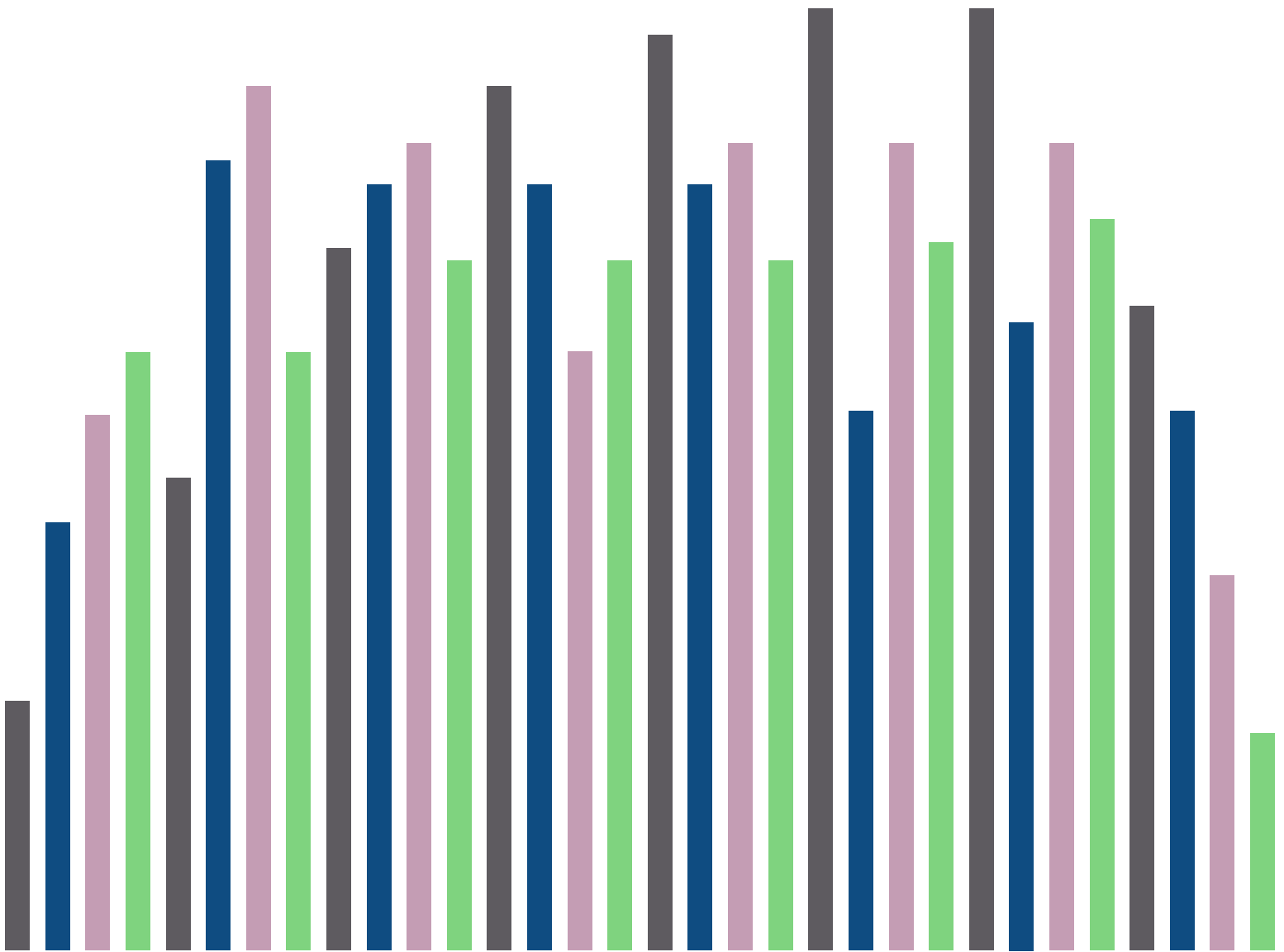


# 2019 Caseload Statistics of the Unified Judicial System of Pennsylvania



Department of Research & Statistics

Kim E. Nieves, Ph.D.  
Director

Laurie A. Sacerdote, DPA  
Assistant Director

Andrew Ginder, MPA  
Caseload Statistics Analyst

Yan Liu, M.S.  
Statistical Analyst

Amanda Pereira  
Research Assistant

Please visit the AOPC website for data updates,  
data corrections, and data from prior years  
(1993 - 2019).

[www.pacourts.us](http://www.pacourts.us)

---

---

**Appellate Courts**

Supreme Court .....	2
Supreme Court Glossary .....	4
Superior Court .....	5
Commonwealth Court.....	6

County Classifications & Judgeships.....	8
--	---

**Common Pleas Courts**Criminal Caseload (CPCMS)

Criminal State Totals .....	10
Available for Processing .....	11
New Cases by Offense Type .....	13
Processed .....	15
Age of Pending Cases .....	19
Criminal Glossary.....	21

Civil Caseload - Civil Action & Civil Other

Civil State Totals .....	24
Filings.....	26
Docketed Cases by Case Type .....	28
Processed .....	32
Age of Pending Civil Actions.....	36
Civil Glossary .....	40

Domestic Relations Section

PFA State Totals.....	46
Filings.....	47
Processed .....	49
PFA Glossary.....	53
Support & Paternity State Totals .....	54
PACSES Note.....	55
Spousal & Child Support.....	56
Support Glossary .....	58
Paternity Acknowledgements Filed.....	59
Paternity Established/Pending.....	61
Paternity Glossary.....	63
Custody & Divorce State Totals.....	64
Custody/Partial Custody/Visitation.....	65
Custody Glossary.....	67
Divorce .....	68
Divorce Glossary.....	70

## Juvenile Delinquency (CPCMS)

Delinquency State Totals .....	71
Cases Pending Disposition	
Available for Disposition .....	73
New Cases by Offense Type .....	77
Disposed .....	79

## Formal Dispositions

Adjudicated Delinquent Cases.....	83
Court Supervision Terminated .....	85

## Informal Dispositions

Informally Disposed Cases .....	87
Informally Disposed Cases Terminated.....	91

Delinquency Glossary.....	95
---------------------------	----

## Juvenile Dependency (CPCMS)

Dependency State Totals .....	99
-------------------------------	----

## Pending Adjudication

Abuse/Neglect	
Available for Processing .....	100
Processed .....	102

## Status Offenses

Available for Processing .....	104
Processed .....	106

## Adjudicated Dependent

Abuse/Neglect	
Available for Processing .....	108
Court Supervision Terminated .....	110

## Status Offenses

Available for Processing .....	112
Court Supervision Terminated .....	114

Dependency Glossary.....	116
--------------------------	-----

---

---

Orphans' Court Caseload

Orphans' Court State Totals ..... 120

Accounts ..... 121

Accounts Glossary ..... 123

Adoptions ..... 124

Adoptions Glossary ..... 126

Relinquishments/Terminations ..... 127

Relinquishments Glossary ..... 129

Appointment of Guardians ..... 130

Guardianship Glossary ..... 132

Jury

Jury State Totals ..... 134

Jury Yield ..... 135

Jury Utilization ..... 139

Jury Costs ..... 140

Jury Glossary ..... 143

**Limited Jurisdiction Courts**

Magisterial District Judge

Criminal

State Totals ..... 146

Available for Processing ..... 147

New Criminal Cases by Offense Type ..... 149

Processed and Inactive ..... 153

Age of Pending Cases ..... 157

Private Summary Complaints

State Totals ..... 159

Available for Processing ..... 160

Processed and Inactive ..... 162

Age of Pending Cases ..... 166

Private Criminal Complaints

State Totals ..... 168

Available for Processing ..... 169

Processed and Inactive ..... 171

Age of Pending Cases ..... 175

Traffic

State Totals ..... 177

Available for Processing ..... 178

Processed and Inactive ..... 180

Age of Pending Cases ..... 184

Non-Traffic

State Totals ..... 186

Available for Processing ..... 187

Processed and Inactive ..... 189

Age of Pending Cases ..... 193

Arrest Warrants

State Totals ..... 195

Criminal

Pre-Dispositional ..... 196

Post-Dispositional ..... 198

Private Summary Complaints

Pre-Dispositional ..... 200

Post-Dispositional ..... 202

Private Criminal Complaints

Pre-Dispositional ..... 204

Post-Dispositional ..... 206

Traffic

Pre-Dispositional ..... 208

Post-Dispositional ..... 210

Non-Traffic

Pre-Dispositional ..... 212

Post-Dispositional ..... 214

Civil

State Totals ..... 216

Available for Processing ..... 217

Processed and Inactive ..... 219

Age of Pending Cases ..... 223

Landlord/Tenant

State Totals ..... 225

Available for Processing ..... 226

Processed and Inactive ..... 228

Age of Pending Cases ..... 232

Orders of Execution & Possession ..... 234

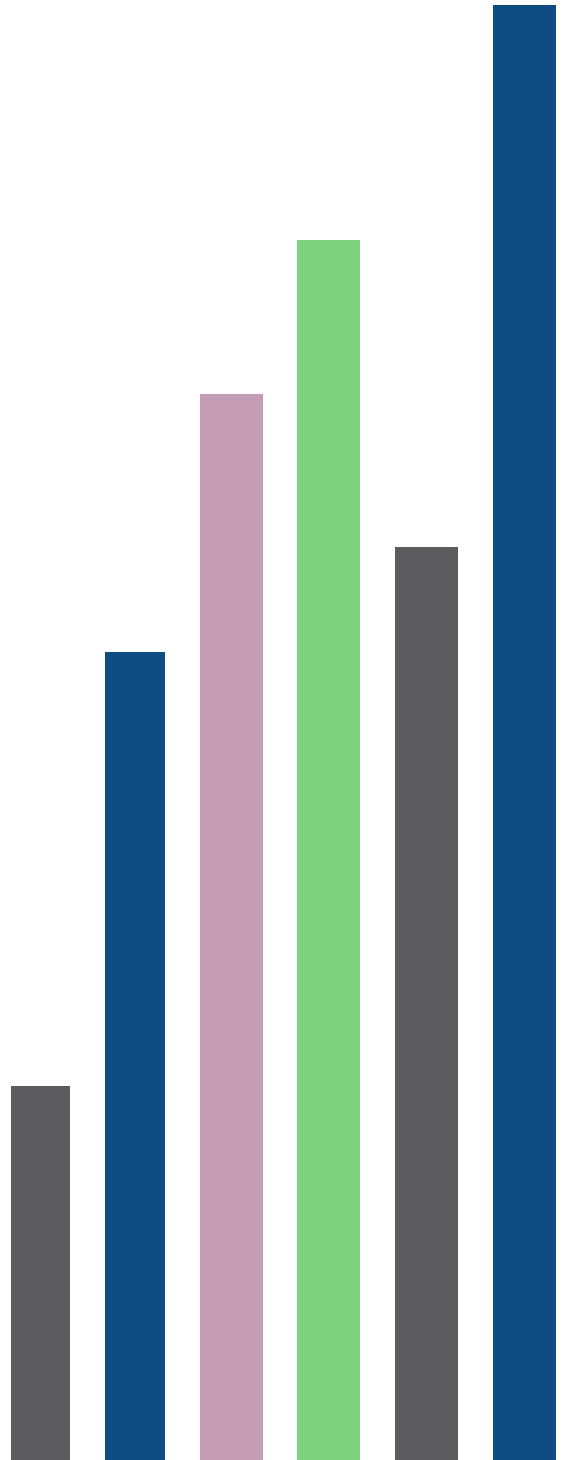
Emergency Protection From Abuse ..... 235

Magisterial District Judge Glossary ..... 237

Philadelphia Municipal Court ..... 240

Philadelphia Municipal Court -  
Traffic Division ..... 241

# The Appellate Courts



---

---

# Supreme Court of Pennsylvania

## Appeals, Allocaturs and Petitions

Number Filed and Pending: January 1, 2019 through December 31, 2019

---

---

### Appeal Docket

Direct Appeals	
Capital Cases	14
Number from Commonwealth Court	69
Number from Common Pleas Court	13
Number Transferred from Commonwealth and Superior Courts	4
<b>Total Direct</b>	<b>100</b>
Certification Granted	1
Appeals by Granted Allocatur	99
Appeals by Granted Fast Track Allocatur	11
Appeals by Granted Miscellaneous	2
<b>Total All Appeals</b>	<b>213</b>
Appeals Pending as of 12/31/19 (includes prior years)	208

### Allocatur Docket

Petitions for Allowance of Appeal	1,916
Petitions Pending as of 12/31/19 (includes prior years)	907

### Miscellaneous Docket

Petitions for Review	198
Original Jurisdiction (Mandamus, Habeas, Prohibition, Quo Warranto)	151
Petitions for King's Bench Review or Extraordinary Relief	71
Petitions for Certification of Questions of Law	1
<b>Total All Miscellaneous</b>	<b>421</b>
Miscellaneous Pending as of 12/31/19 (includes prior years)	89

### Ancillary Filings

Capital	91
Appeal	632
Allocatur	1,372
Miscellaneous	580
Disciplinary Docket No. 3	57
<b>Total All Ancillaries</b>	<b>2,732</b>
Ancillary Pending as of 12/31/19 (includes prior years)	138

---

---

---

# Supreme Court of Pennsylvania

## Appeals, Allocaturs and Petitions

### Adjudications: January 1, 2019 through December 31, 2019

---

	Per Curiam	Full Opinion	Summary	Single Justice	Discontinued/ Withdrawn	Prothonotary Order	Total
<b>Capital Docket</b>	<b>5</b>	<b>11</b>	<b>0</b>	<b>0</b>	<b>0</b>	<b>0</b>	<b>16</b>
<b>Appeal Docket (Excluding Capital)</b>	<b>61</b>	<b>109</b>	<b>0</b>	<b>0</b>	<b>8</b>	<b>2</b>	<b>180</b>
<b>Direct Appeals:</b>							
From Commonwealth Court	50	8	0	0	3	2	63
From The Court of Common Pleas	4	0	0	0	0	0	4
Transfers from Superior & Comm. Courts	1	0	0	0	0	0	1
<b>Other Types of Appeals:</b>							
Where Certification was Granted	0	4	0	0	0	0	4
Appeals from Allocatur Grants	6	96	0	0	4	0	106
Appeals from Miscellaneous Grants	0	1	0	0	1	0	2
<b>Allocatur Docket</b>	<b>1,838</b>	<b>0</b>	<b>36</b>	<b>0</b>	<b>19</b>	<b>0</b>	<b>1,893</b>
<b>Miscellaneous Docket</b>	<b>416</b>	<b>3</b>	<b>0</b>	<b>5</b>	<b>5</b>	<b>1</b>	<b>430</b>
Petitions for Review	198	3	0	5	1	1	208
Original Jurisdiction	152	0	0	0	3	0	155
King's Bench Matters	65	0	0	0	1	0	66
Certification-Questions of Law	1	0	0	0	0	0	1

Note. In regards to opinions, 123 cases were disposed of by 101 opinions (including Disciplinary Matters).

#### **Disciplinary Matters (DD3 - Disciplinary Docket 3)**

Per Curiam	136
Full Opinion	0
Other - Administrative Closures	24
<b>Total</b>	<b>160</b>

#### **Disciplinary Matters by Type:**

Disbarments	16
Disbarments on Consent	18
Reinstatements on DD3 Docket	11
Suspensions	45
Inactive	8
Order Denying PPA	1
Order Granting, Rule 213	4
Order	2
Reinstatements Denied	1
Temporary Suspension	23
Referred to Disciplinary Board	1
Probation	4
Orders Denying Joint Petition	1
Rule to Show Cause Discharged	1
Administrative Closures	24
Attorney Reinstatement Docket	103
<b>Total Disciplinary</b>	<b>263</b>

#### **Ancillary Filings**

Disposed by Docket Type:

Capital	92
Appeal	621
Allocatur	1,350
Miscellaneous	587
Disciplinary Docket No. 3	49
<b>Total</b>	<b>2,699</b>

---

---

## **SUPREME COURT**

<b>Allocatur Docket</b>	The docket for petitions seeking discretionary review of decisions by the intermediate appellate courts (i.e. the Commonwealth Court in its appellate capacity or Superior Court).
<b>Ancillary Petition</b>	A petition filed on an open docket seeking relief apart from the requested relief on the merits (e.g., a petition for an extension of time to file a response).
<b>Capital Case</b>	A case wherein a capital sentence has been imposed by a court of common pleas.
<b>Direct Appeal</b>	An appeal directly to the Supreme Court from the trial court that is authorized by the constitution or statute.
<b>Disciplinary Matter</b>	A matter that involves attorney disciplinary cases as prosecuted by the Office of Disciplinary Counsel.
<b>King's Bench Review</b>	A discretionary review undertaken by the Supreme Court of a matter pending in a lower tribunal. Such review can be by way of petition or by the Court's own initiative.
<b>Opinion</b>	The Court's disposition of a case containing a written explanation of its rationale.
<b>Petition for Allowance of Appeal (PAA)</b>	An appeal which seeks to invoke the Court's discretionary jurisdiction to appeal.
<b>Per Curiam</b>	Translate as "By the Court" and refers to an action of the whole court as opposed to an opinion or order by an individual Justice or Justices.
<b>Petition for Review</b>	Petitions filed seeking review of a government agency or lower court. They are filed under Rule 123 or under Chapter 15 of the Pennsylvania Rules of Appellate Procedure.
<b>Rule 213 Order</b>	Refers to the Rule of Disciplinary Enforcement 213 governing the Supreme Court's enforcement of a subpoena in a disciplinary proceeding.
<b>Single Justice</b>	One justice, typically the Chief Justice, enters an order or will direct that an order be issued for certain types of cases such as changes of venue.
<b>Summary Disposition</b>	The Court's disposition of a case without seeking brief or argument; occurs when the right of the applicant is clear and the Court's decision needs little or no explanation.
<b>Supreme Court Original Jurisdiction</b>	The limited jurisdiction described in the Judicial Code at 42 Pa.C.S. § 721, which includes habeas corpus, action in mandamus and prohibition directed to courts of inferior jurisdiction, and actions in quo warranto.



---



---

# 2019 Superior Court of Pennsylvania

---



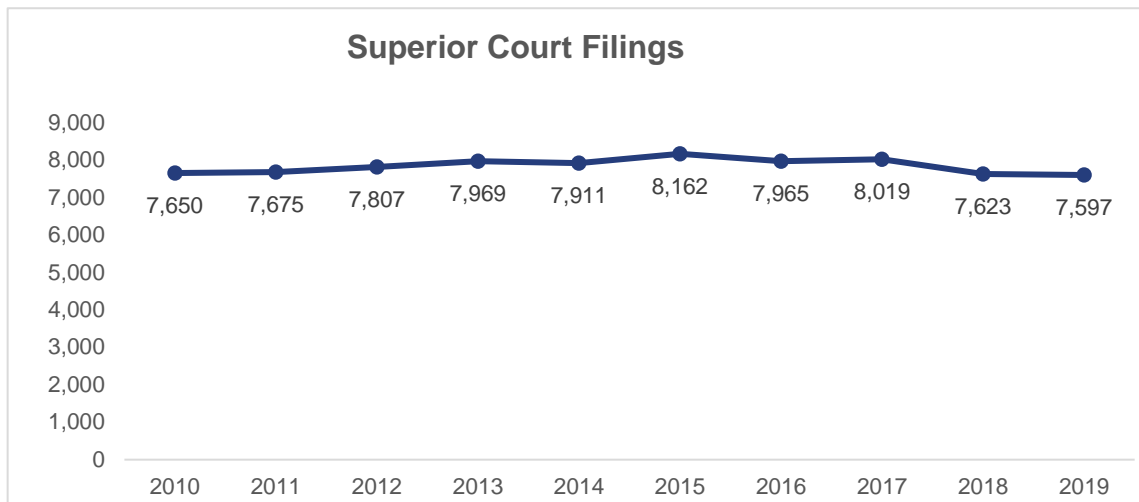
---

## Appeals Pending, Filed & Concluded

	<u>Total</u>	<u>Civil</u>	<u>Criminal</u>
Appeals Pending 1/1/19	5,734	1,610	4,124
New Appeals Filed in 2019	7,597	2,939	4,658
Appeals Concluded in 2019	7,840	2,944	4,896
By Filed Decision	5,290	1,646	3,644
By Order or Discontinuance	2,550	1,314	1,236
Appeals Pending 12/21/19	5,491	1,605	3,886

## Opinions Filed

Published Opinions 2019	370	179	191
Non-Published Opinions 2019	4,343	1,116	3,227
Total	4,713	1,295	3,418



# 2019 Commonwealth Court of Pennsylvania

**CASES PENDING 1/1/19** **4,567**

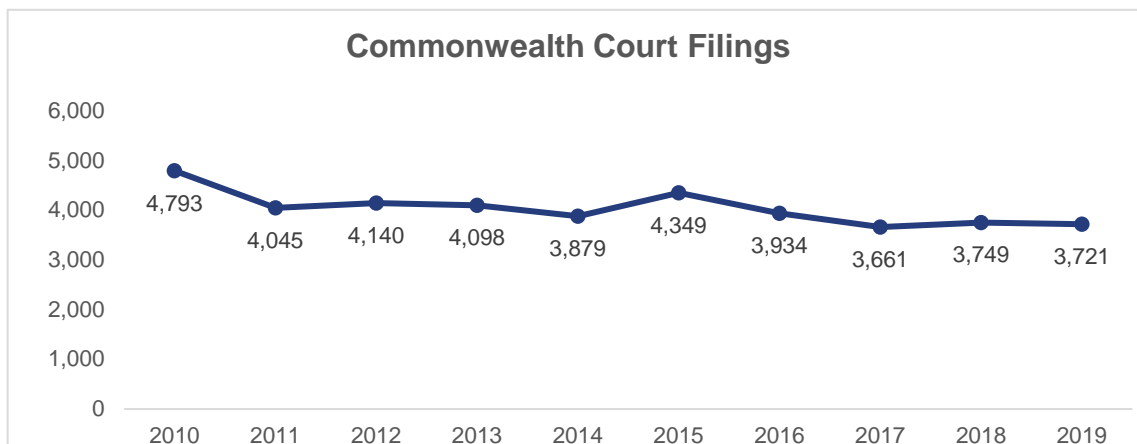
**CASES FILED IN 2019** **3,721 \***

Original Jurisdiction	701
Appeals from Common Pleas Court	851
Appeals from Administrative Agencies	1,033
Appeals under Fiscal Code	1,072
Discretionary Appeals	23
Combined Original/Appellate Matters	11
Miscellaneous	26
Insurance Insolvency Actions	4

**CASES DISPOSED IN 2019** **3,415**

Majority Opinions	830
Consolidated Cases	146
Stipulation for Judgment	704
Withdrawn/Dismissed/Remanded	1,430
Transferred	70
Other	25
Single Judge Dispositive Orders/Opinions	210

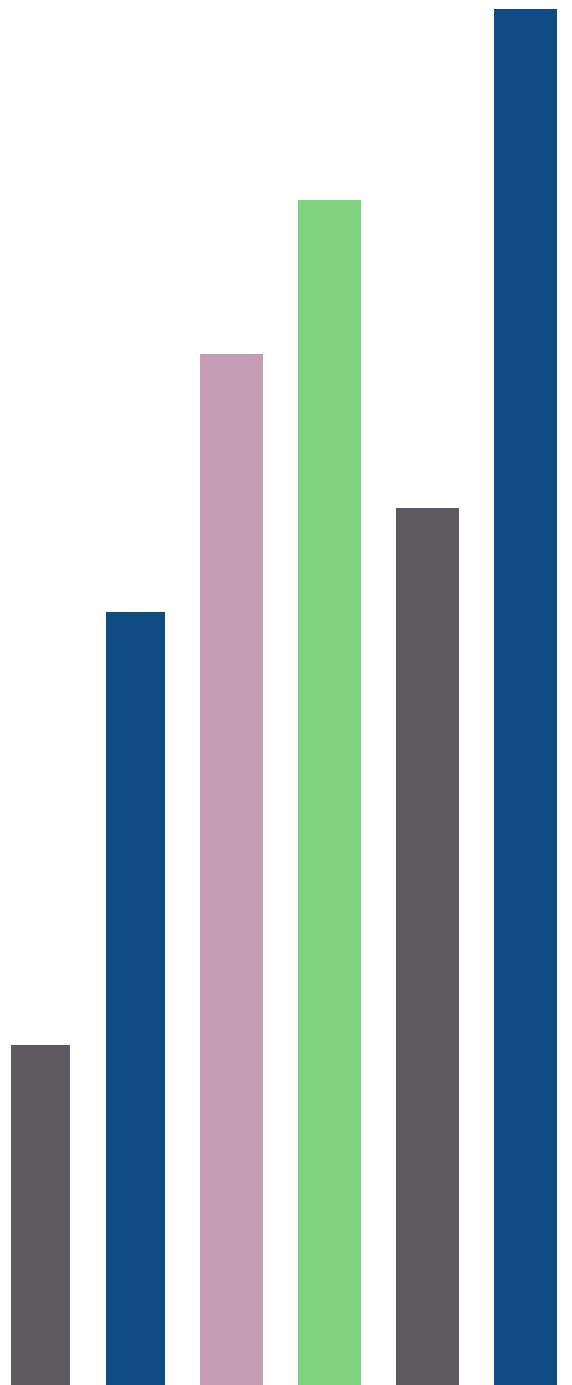
**CASES PENDING 12/31/19** **4,881**



(R) - Revised

\* Certain miscellaneous and dual jurisdiction cases are excluded.

# County Classifications & Judgeships



## COUNTY CLASS, COUNTY POPULATION, TRIAL COURT & MAGISTERIAL DISTRICT JUDGE COMPLEMENTS

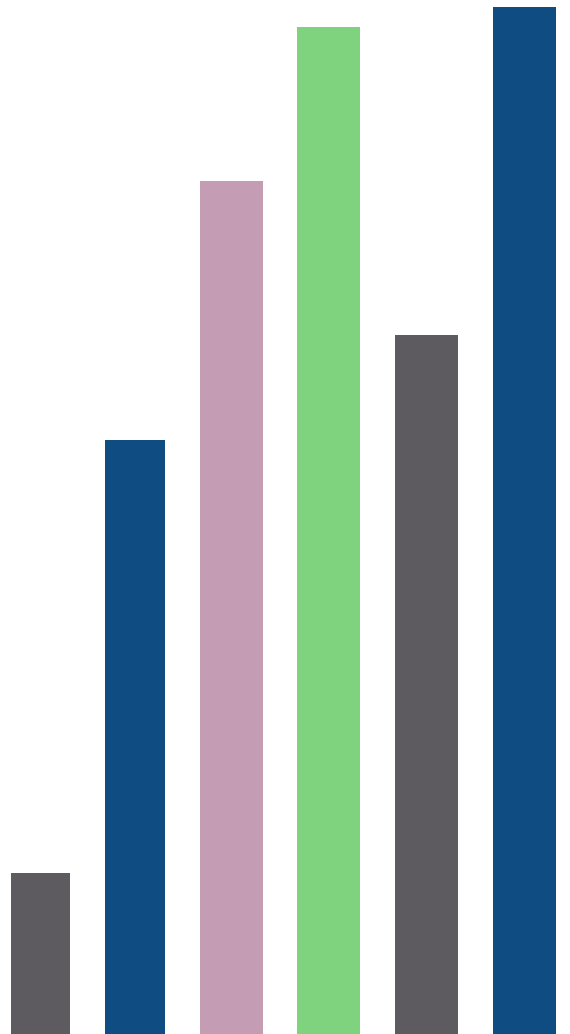
County	County Class	2010 Population (a)	Authorized Trial Court Judgeships (b)	Authorized Limited Jurisdiction Positions (b)	County	County Class	2010 Population (a)	Authorized Trial Court Judgeships (b)	Authorized Limited Jurisdiction Positions (b)
Adams	5	101,407	4	4	Lackawanna	3	214,437	9	10
Allegheny	2	1,223,348	43	46	Lancaster	3	519,445	15	19
Armstrong	6	68,941	2	4	Lawrence	5	91,108	4	4
Beaver	4	170,539	7	8	Lebanon	5	133,568	4	6
Bedford	6	49,762	2	4	Lehigh	3	349,497	10	14
Berks	3	411,442	13	17	Luzerne	3	320,918	10	16
Blair	5	127,089	5	6	Lycoming	5	116,111	5	6
Bradford	6	62,622	2	4	McKean	6	43,450	2	4
Bucks	2A	625,249	15	18	Mercer	5	116,638	4	5
Butler	4	183,862	6	7	Mifflin	6	46,682	2	3
Cambria	4	143,679	5	8	Monroe	4	169,842	7	9
Cameron	8	5,085	1	3	Montgomery	2A	799,874	24	30
Carbon	6	65,249	3	4	Montour	8	18,267	See Columbia	
Centre	4	153,990	4	6	Northampton	3	297,735	9	14
Chester	3	498,886	14	17	Northumberland	5	94,528	3	4
Clarion	6	39,988	1	4	Perry	6	45,969	See Juniata	
Clearfield	6	81,642	2	4	Philadelphia	1	1,526,006	93	0
Clinton	6	39,238	2	3	Pike	6	57,369	2	4
Columbia	6	67,295	2	5	Potter	8	17,457	1	3
Crawford	6	88,765	3	4	Schuylkill	4	148,289	6	7
Cumberland	3	235,406	6	10	Snyder	7	39,702	2	4
Dauphin	3	268,100	10	15	Somerset	6	77,742	3	5
Delaware	2A	558,979	21	30	Sullivan	8	6,428	1	3
Elk	6	31,946	See Cameron		Susquehanna	6	43,356	1	3
Erie	3	280,566	9	13	Tioga	6	41,981	1	3
Fayette	4	136,606	5	7	Union	7	44,947	See Snyder	
Forest	8	7,716	2	4	Venango	6	54,984	2	3
Franklin	4	149,618	5	10	Warren	6	41,815	See Forest	
Fulton	8	14,845	See Franklin		Washington	4	207,820	7	11
Greene	6	38,686	2	3	Wayne	6	52,822	1	3
Huntingdon	6	45,913	1	3	Westmoreland	3	365,169	11	17
Indiana	6	88,880	3	4	Wyoming	7	28,276	See Sullivan	
Jefferson	6	45,200	1	3	York	3	434,972	15	19
Juniata	7	24,636	2	5	<b>Total</b>		<b>12,702,379</b>	<b>457</b>	<b>512</b>

(a) Source: U.S. Census Bureau.

(b) Authorized Trial Court Judgeships and Magisterial District Judge positions as of December 2019.

# Common Pleas Case Management System (CPCMS)

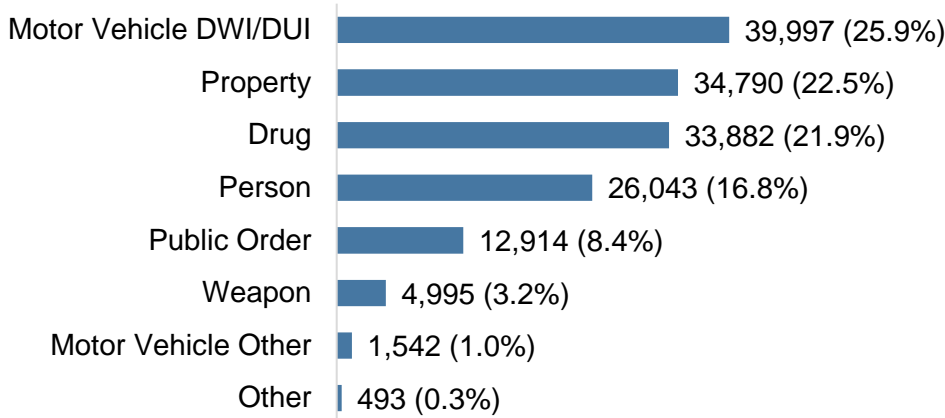
## Criminal Caseload



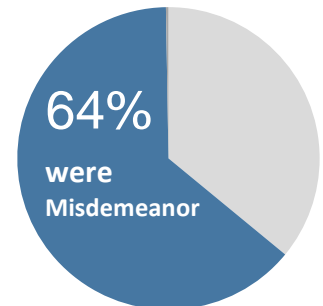
# 2019 Common Pleas State Totals Criminal Caseload

<b>Cases Pending 1/1/19</b>	<b>75,633<sup>(R)</sup></b>	<b><u>Age of Pending Cases</u></b>		
New Cases Filed	154,656	<b>0-60 Days</b>	23,474	30.3%
Refiled/Reopened Cases	11,931	<b>61-120 Days</b>	18,506	23.9%
		<b>121-180 Days</b>	11,155	14.4%
<b>Cases Available for Processing</b>	<b>242,220</b>	<b>181-240 Days</b>	7,095	9.2%
		<b>241-300 Days</b>	4,899	6.3%
<b>Cases Processed</b>	<b>164,772</b>	<b>301-360 Days</b>	3,130	4.0%
		<b>Over 360 Days</b>	9,189	11.9%
<b>Cases Pending 12/31/19</b>	<b>77,448</b>			
		<b>Total</b>	<b>77,448</b>	
Cases Awaiting Sentence	6,336			

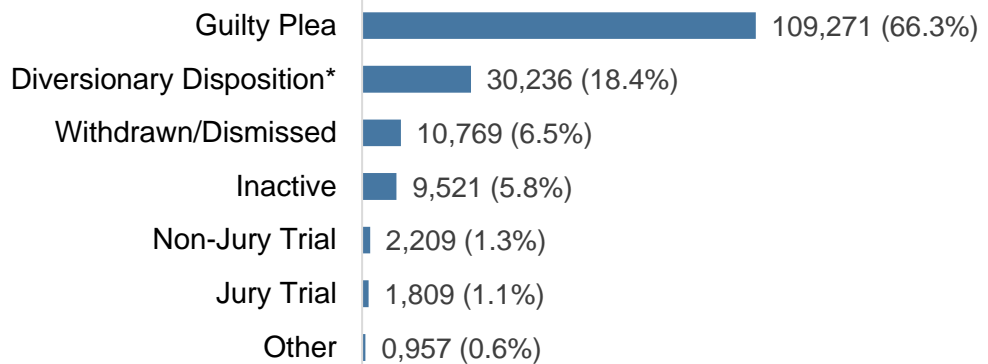
**New Cases Filed By Offense Type:**



**Of all new cases filed:**



**Processed By:**



\* Includes other diversionsary programs such as Veterans Court.

(R) - Revised

Common Pleas Criminal - 2019 Available for Processing

	Begin Pending	New Cases Filed	Refiled/ Reopened Cases	Cases Available for Processing	Cases Processed	End Pending	Cases Awaiting Sentence
<b><u>1st Class County</u></b>							
Philadelphia	5,812	9,514	514	15,840	8,839	7,001	580
<b><u>2nd Class County</u></b>							
Allegheny	8,179	14,359	1,434	23,972	16,508	7,464	255
<b><u>2A Class Counties</u></b>							
Bucks	3,067	6,924	986	10,977	7,593	3,384	188
Delaware	2,829	7,506	605	10,940	7,857	3,083	58
Montgomery	4,692	8,070	721	13,483	9,388	4,095	305
<b><u>3rd Class Counties</u></b>							
Berks	2,696	5,342	634	8,672	6,085	2,587	32
Chester	1,694	4,367	341	6,402	4,690	1,712	66
Cumberland	1,618	3,149	160	4,927	3,144	1,783	158
Dauphin	5,401	5,857	434	11,692	6,692	5,000	152
Erie	1,406	3,187	145	4,738	3,189	1,549	129
Lackawanna	770	2,156	146	3,072	2,282	790	435
Lancaster	2,864	5,292	238	8,394	5,581	2,813	40
Lehigh	1,286	4,486	223	5,995	4,829	1,166	85
Luzerne	2,023	3,889	485	6,397	4,535	1,862	307
Northampton	1,373	4,279	269	5,921	4,236	1,685	46
Westmoreland	2,658	5,582	369	8,609	5,761	2,848	50
York	3,072	7,162	527	10,761	7,677	3,084	105
<b><u>4th Class Counties</u></b>							
Beaver	810	2,264	234	3,308	2,516	792	41
Butler	1,008	2,091	180	3,279	2,180	1,099	133
Cambria	902	1,826	106	2,834	1,859	975	135
Centre	561	1,696	247	2,504	1,936	568	45
Fayette	1,197	2,970	189	4,356	2,812	1,544	66
Franklin	574	2,170	75	2,819	2,245	574	70
Monroe	1,072	2,890	188	4,150	2,856	1,294	274
Schuylkill	1,660	2,082	375	4,117	2,729	1,388	27
Washington	1,018	2,821	159	3,998	2,943	1,055	18
<b><u>5th Class Counties</u></b>							
Adams	379	1,526	89	1,994	1,534	460	63
Blair	1,247	2,382	98	3,727	2,399	1,328	115
Lawrence	516	997	138	1,651	1,119	532	106
Lebanon	1,079	2,155	176	3,410	2,281	1,129	340
Lycoming	863	1,869	20	2,752	1,749	1,003	67
Mercer	847	1,701	180	2,728	2,105	623	178
Northumberland	741	1,436	197	2,374	1,388	986	112

Common Pleas Criminal - 2019 Available for Processing

	Begin Pending	New Cases Filed	Refiled/ Reopened Cases	Cases Available for Processing	Cases Processed	End Pending	Cases Awaiting Sentence
<b><u>6th Class Counties</u></b>							
Armstrong	572	1,074	46	1,692	1,055	637	124
Bedford	323	740	28	1,091	706	385	3
Bradford	206	785	32	1,023	793	230	107
Carbon	1,121	1,448	204	2,773	1,703	1,070	120
Clarion	223	602	13	838	595	243	49
Clearfield	471	1,074	31	1,576	1,043	533	15
Clinton	177	693	19	889	728	161	28
Columbia	729	1,118	98	1,945	1,020	925	52
Crawford	474	1,194	42	1,710	1,177	533	139
Elk	318	658	9	985	610	375	4
Greene	140	399	22	561	397	164	4
Huntingdon	402	770	24	1,196	913	283	33
Indiana	432	1,231	73	1,736	1,221	515	60
Jefferson	246	509	39	794	617	177	18
McKean	200	554	31	785	602	183	56
Mifflin	197	584	12	793	590	203	7
Perry	248	477	10	735	499	236	35
Pike	256	635	44	935	645	290	76
Somerset	510	1,081	70	1,661	1,111	550	191
Susquehanna	242	371	12	625	401	224	22
Tioga	244	483	21	748	538	210	78
Venango	260	874	42	1,176	816	360	103
Warren	220	407	9	636	436	200	20
Wayne	146	325	14	485	329	156	3
<b><u>7th Class Counties</u></b>							
Juniata	115	267	16	398	286	112	16
Snyder	304	553	19	876	540	336	22
Union	212	395	17	624	459	165	48
Wyoming	247	400	19	666	427	239	40
<b><u>8th Class Counties</u></b>							
Cameron	50	70	0	120	93	27	2
Forest	52	67	0	119	73	46	1
Fulton	102	223	15	340	278	62	13
Montour	126	168	3	297	134	163	9
Potter	137	349	11	497	333	164	45
Sullivan	17	81	4	102	67	35	12



Common Pleas Criminal - 2019 New Cases by Offense Type

	Motor Vehicle DWI/DUI	Property	Drug	Person	Public		Motor Vehicle		Total	% of Total		
					Order	Weapon	Other	Other		Felony	Misdemeanor	Summary/ Ungraded
<b><u>1st Class County</u></b>												
Philadelphia*	111	1,974	2,530	2,977	334	1,420	12	156	9,514	96.0	3.9	0.1
<b><u>2nd Class County</u></b>												
Allegheny	3,829	3,061	2,812	2,512	1,221	716	172	36	14,359	39.0	60.7	0.3
<b><u>2A Class Counties</u></b>												
Bucks	1,968	1,705	1,712	841	563	91	41	3	6,924	21.4	78.5	0.1
Delaware	1,455	1,765	2,085	1,223	665	229	64	20	7,506	33.8	66.1	0.2
Montgomery	2,052	2,397	1,758	1,096	562	133	66	6	8,070	31.6	68.2	0.2
<b><u>3rd Class Counties</u></b>												
Berks	1,132	1,248	1,334	837	595	143	44	9	5,342	29.4	70.4	0.1
Chester	1,677	861	745	693	261	96	30	4	4,367	32.2	67.6	0.3
Cumberland	1,157	686	416	546	263	38	34	9	3,149	28.8	71.1	0.1
Dauphin	1,444	1,259	1,124	1,113	607	207	83	20	5,857	38.6	61.2	0.2
Erie	879	841	522	509	295	100	31	10	3,187	38.4	61.5	0.1
Lackawanna	529	378	461	501	211	50	18	8	2,156	42.8	55.9	1.3
Lancaster	1,419	1,457	898	905	399	119	82	13	5,292	42.4	57.5	<0.1
Lehigh	1,528	1,004	1,030	437	324	85	73	5	4,486	25.1	74.5	0.4
Luzerne	1,085	843	870	555	418	81	26	11	3,889	30.4	69.4	0.3
Northampton	1,055	862	1,101	762	377	76	44	2	4,279	23.6	76.4	--
Westmoreland	1,230	1,478	1,278	851	522	133	67	23	5,582	31.3	68.4	0.3
York	1,978	1,689	1,522	1,072	574	170	131	26	7,162	30.9	68.8	0.3
<b><u>4th Class Counties</u></b>												
Beaver	773	518	394	323	192	42	20	2	2,264	32.6	67.3	0.1
Butler	727	451	381	327	153	33	19	0	2,091	34.4	65.6	--
Cambria	464	393	324	409	169	49	17	1	1,826	40.9	58.9	0.2
Centre	358	345	599	193	166	24	10	1	1,696	22.8	77.2	0.1
Fayette	784	694	783	373	253	61	15	7	2,970	27.9	71.9	0.2
Franklin	668	489	375	390	189	35	22	2	2,170	31.6	68.4	--
Monroe	1,115	449	526	457	256	62	16	9	2,890	28.0	71.8	0.2
Schuylkill	462	543	453	334	216	54	16	4	2,082	29.4	70.4	0.2
Washington	888	650	503	480	229	41	30	0	2,821	29.6	70.0	0.4
<b><u>5th Class Counties</u></b>												
Adams	725	184	263	177	122	34	19	2	1,526	20.5	79.5	--
Blair	430	615	599	418	237	47	31	5	2,382	38.3	61.5	0.2
Lawrence	345	256	127	137	86	32	10	4	997	37.0	63.0	--
Lebanon	344	570	662	315	181	42	40	1	2,155	26.1	73.5	0.4
Lycoming	490	350	529	274	169	36	15	6	1,869	35.4	64.1	0.5
Mercer	610	448	148	300	117	54	10	14	1,701	39.9	60.1	0.1
Northumberland	323	297	365	235	166	34	11	5	1,436	35.4	64.6	0.1

\* In Philadelphia County, Municipal Court processes the majority of misdemeanor cases.

Common Pleas Criminal - 2019 New Cases by Offense Type

	Motor Vehicle DWI/DUI	Property	Drug	Person	Public		Motor Vehicle		Total	% of Total		
					Order	Weapon	Other	Other		Felony	Misdemeanor	Summary/ Ungraded
<b><u>6th Class Counties</u></b>												
Armstrong	394	162	224	163	83	21	21	6	1,074	27.2	72.7	0.1
Bedford	208	124	200	134	62	8	4	0	740	25.8	73.9	0.3
Bradford	177	190	156	164	79	14	2	3	785	43.8	56.2	--
Carbon	356	234	440	206	175	25	5	7	1,448	26.5	73.5	--
Clarion	167	129	159	94	30	19	3	1	602	33.7	66.3	--
Clearfield	333	251	189	148	111	34	7	1	1,074	28.0	71.6	0.4
Clinton	159	105	222	95	83	21	6	2	693	24.4	70.6	5.1
Columbia	290	188	364	151	93	26	1	5	1,118	28.8	71.2	--
Crawford	292	260	273	198	80	25	60	6	1,194	30.7	64.1	5.3
Elk	167	121	200	99	54	6	9	2	658	26.0	74.0	--
Greene	137	95	60	56	34	13	4	0	399	33.1	66.2	0.8
Huntingdon	207	116	227	117	74	25	3	1	770	28.6	71.3	0.1
Indiana	418	271	301	144	72	16	4	5	1,231	24.1	75.9	--
Jefferson	130	125	83	109	46	10	3	3	509	27.1	72.5	0.4
McKean	203	94	69	126	44	10	6	2	554	28.2	71.5	0.4
Mifflin	146	146	100	113	48	16	11	4	584	32.7	67.3	--
Perry	153	91	107	79	32	5	9	1	477	22.9	76.5	0.6
Pike	198	110	133	122	56	11	4	1	635	26.8	72.9	0.3
Somerset	381	204	189	196	74	27	9	1	1,081	29.5	70.3	0.2
Susquehanna	122	78	50	66	45	8	1	1	371	40.4	59.6	--
Tioga	175	91	80	86	36	8	5	2	483	24.6	75.4	--
Venango	204	186	147	204	107	19	5	2	874	34.8	64.9	0.3
Warren	136	77	58	90	38	7	0	1	407	40.8	59.0	0.2
Wayne	99	55	47	84	32	3	5	0	325	34.2	65.5	0.3
<b><u>7th Class Counties</u></b>												
Juniata	50	50	96	40	19	4	5	3	267	27.7	70.4	1.9
Snyder	157	166	67	87	48	20	5	3	553	30.9	69.1	--
Union	100	101	79	69	37	3	6	0	395	33.9	66.1	--
Wyoming	142	61	84	67	39	6	1	0	400	28.5	71.5	--
<b><u>8th Class Counties</u></b>												
Cameron	18	15	17	9	10	1	0	0	70	32.9	67.1	--
Forest	15	11	14	13	10	3	0	1	67	29.9	68.7	1.5
Fulton	94	27	54	28	16	2	2	0	223	22.9	77.1	--
Montour	32	49	36	34	14	0	2	1	168	37.5	62.5	--
Potter	80	36	108	70	29	7	15	4	349	37.2	58.7	4.0
Sullivan	23	11	20	10	12	5	0	0	81	30.9	69.1	--

Common Pleas Criminal - 2019 Processed

	Guilty Plea	%	Diversions Disposition*	%	Withdrawn/Dismissed	%	Inactive	%
<b><u>1st Class County</u></b>								
Philadelphia	5,036	57.0	474	5.4	1,839	20.8	395	4.5
<b><u>2nd Class County</u></b>								
Allegheny	11,040	66.9	2,245	13.6	1,407	8.5	1,147	6.9
<b><u>2A Class Counties</u></b>								
Bucks	4,831	63.6	1,347	17.7	537	7.1	727	9.6
Delaware	5,838	74.3	1,208	15.4	147	1.9	309	3.9
Montgomery	6,522	69.5	1,355	14.4	405	4.3	864	9.2
<b><u>3rd Class Counties</u></b>								
Berks	3,698	60.8	1,512	24.8	433	7.1	270	4.4
Chester	3,261	69.5	866	18.5	222	4.7	254	5.4
Cumberland	1,832	58.3	875	27.8	200	6.4	187	5.9
Dauphin	4,629	69.2	981	14.7	424	6.3	476	7.1
Erie	2,041	64.0	785	24.6	101	3.2	190	6.0
Lackawanna	1,535	67.3	478	20.9	165	7.2	69	3.0
Lancaster	3,666	65.7	1,121	20.1	368	6.6	332	5.9
Lehigh	2,778	57.5	1,667	34.5	120	2.5	218	4.5
Luzerne	3,000	66.2	720	15.9	300	6.6	374	8.2
Northampton	2,697	63.7	1,112	26.3	135	3.2	249	5.9
Westmoreland	3,990	69.3	1,068	18.5	366	6.4	254	4.4
York	5,715	74.4	908	11.8	341	4.4	540	7.0
<b><u>4th Class Counties</u></b>								
Beaver	1,662	66.1	568	22.6	155	6.2	80	3.2
Butler	1,289	59.1	595	27.3	166	7.6	115	5.3
Cambria	1,208	65.0	398	21.4	139	7.5	74	4.0
Centre	938	48.5	796	41.1	96	5.0	81	4.2
Fayette	1,813	64.5	569	20.2	166	5.9	191	6.8
Franklin	1,629	72.6	390	17.4	107	4.8	47	2.1
Monroe	1,574	55.1	908	31.8	162	5.7	146	5.1
Schuylkill	1,879	68.9	314	11.5	237	8.7	212	7.8
Washington	1,968	66.9	642	21.8	131	4.5	165	5.6
<b><u>5th Class Counties</u></b>								
Adams	1,066	69.5	316	20.6	89	5.8	31	2.0
Blair	1,746	72.8	411	17.1	103	4.3	105	4.4
Lawrence	605	54.1	279	24.9	117	10.5	96	8.6
Lebanon	1,573	69.0	382	16.7	144	6.3	116	5.1
Lycoming	1,394	79.7	158	9.0	109	6.2	29	1.7
Mercer	1,396	66.3	336	16.0	192	9.1	139	6.6
Northumberland	881	63.5	214	15.4	50	3.6	227	16.4

\* includes other diversionary programs such as Veterans Court.

Common Pleas Criminal - 2019 Processed

	Non-Jury Trial	%	Jury Trial	%	Other	%	Cases Processed
<b><u>1st Class County</u></b>							
Philadelphia	695	7.9	331	3.7	69	0.8	8,839
<b><u>2nd Class County</u></b>							
Allegheny	519	3.1	98	0.6	52	0.3	16,508
<b><u>2A Class Counties</u></b>							
Bucks	40	0.5	37	0.5	74	1.0	7,593
Delaware	130	1.7	54	0.7	171	2.2	7,857
Montgomery	141	1.5	53	0.6	48	0.5	9,388
<b><u>3rd Class Counties</u></b>							
Berks	53	0.9	78	1.3	41	0.7	6,085
Chester	33	0.7	36	0.8	18	0.4	4,690
Cumberland	13	0.4	23	0.7	14	0.4	3,144
Dauphin	48	0.7	89	1.3	45	0.7	6,692
Erie	16	0.5	50	1.6	6	0.2	3,189
Lackawanna	4	0.2	20	0.9	11	0.5	2,282
Lancaster	24	0.4	57	1.0	13	0.2	5,581
Lehigh	21	0.4	21	0.4	4	0.1	4,829
Luzerne	34	0.7	34	0.7	73	1.6	4,535
Northampton	10	0.2	28	0.7	5	0.1	4,236
Westmoreland	33	0.6	31	0.5	19	0.3	5,761
York	62	0.8	78	1.0	33	0.4	7,677
<b><u>4th Class Counties</u></b>							
Beaver	30	1.2	20	0.8	1	<0.1	2,516
Butler	4	0.2	10	0.5	1	<0.1	2,180
Cambria	5	0.3	12	0.6	23	1.2	1,859
Centre	8	0.4	17	0.9	0	--	1,936
Fayette	12	0.4	57	2.0	4	0.1	2,812
Franklin	12	0.5	56	2.5	4	0.2	2,245
Monroe	15	0.5	32	1.1	19	0.7	2,856
Schuylkill	12	0.4	56	2.1	19	0.7	2,729
Washington	10	0.3	13	0.4	14	0.5	2,943
<b><u>5th Class Counties</u></b>							
Adams	9	0.6	18	1.2	5	0.3	1,534
Blair	3	0.1	21	0.9	10	0.4	2,399
Lawrence	2	0.2	6	0.5	14	1.3	1,119
Lebanon	10	0.4	52	2.3	4	0.2	2,281
Lycoming	24	1.4	31	1.8	4	0.2	1,749
Mercer	15	0.7	24	1.1	3	0.1	2,105
Northumberland	4	0.3	10	0.7	2	0.1	1,388

Common Pleas Criminal - 2019 Processed

	Guilty Plea	%	Diversionsary Disposition*	%	% Withdrawn/Dismissed	%	Inactive	%
<b><u>6th Class Counties</u></b>								
Armstrong	670	63.5	245	23.2	68	6.4	41	3.9
Bedford	554	78.5	122	17.3	22	3.1	8	1.1
Bradford	594	74.9	133	16.8	28	3.5	12	1.5
Carbon	1,125	66.1	357	21.0	53	3.1	131	7.7
Clarion	357	60.0	156	26.2	51	8.6	13	2.2
Clearfield	805	77.2	156	15.0	26	2.5	41	3.9
Clinton	530	72.8	124	17.0	15	2.1	10	1.4
Columbia	630	61.8	218	21.4	102	10.0	63	6.2
Crawford	986	83.8	105	8.9	28	2.4	43	3.7
Elk	425	69.7	137	22.5	22	3.6	14	2.3
Greene	226	56.9	99	24.9	24	6.0	25	6.3
Huntingdon	627	68.7	186	20.4	63	6.9	15	1.6
Indiana	784	64.2	267	21.9	65	5.3	85	7.0
Jefferson	409	66.3	151	24.5	37	6.0	11	1.8
McKean	368	61.1	134	22.3	25	4.2	8	1.3
Mifflin	449	76.1	87	14.7	30	5.1	9	1.5
Perry	356	71.3	103	20.6	18	3.6	9	1.8
Pike	438	67.9	118	18.3	16	2.5	57	8.8
Somerset	690	62.1	247	22.2	106	9.5	53	4.8
Susquehanna	256	63.8	102	25.4	26	6.5	10	2.5
Tioga	304	56.5	182	33.8	25	4.6	14	2.6
Venango	617	75.6	125	15.3	48	5.9	14	1.7
Warren	316	72.5	73	16.7	18	4.1	16	3.7
Wayne	235	71.4	63	19.1	20	6.1	8	2.4
<b><u>7th Class Counties</u></b>								
Juniata	186	65.0	81	28.3	7	2.4	4	1.4
Snyder	384	71.1	73	13.5	45	8.3	17	3.1
Union	300	65.4	102	22.2	27	5.9	21	4.6
Wyoming	283	66.3	77	18.0	32	7.5	27	6.3
<b><u>8th Class Counties</u></b>								
Cameron	58	62.4	19	20.4	12	12.9	2	2.2
Forest	47	64.4	20	27.4	4	5.5	1	1.4
Fulton	159	57.2	80	28.8	10	3.6	5	1.8
Montour	94	70.1	21	15.7	3	2.2	11	8.2
Potter	236	70.9	61	18.3	15	4.5	10	3.0
Sullivan	43	64.2	14	20.9	5	7.5	4	6.0

\* includes other diversionary programs such as Veterans Court.

Common Pleas Criminal - 2019 Processed

	Non-Jury Trial	%	Jury Trial	%	Other	%	Cases Processed
<b><u>6th Class Counties</u></b>							
Armstrong	3	0.3	26	2.5	2	0.2	1,055
Bedford	0	--	0	--	0	--	706
Bradford	5	0.6	14	1.8	7	0.9	793
Carbon	9	0.5	9	0.5	19	1.1	1,703
Clarion	1	0.2	15	2.5	2	0.3	595
Clearfield	0	--	8	0.8	7	0.7	1,043
Clinton	29	4.0	4	0.5	16	2.2	728
Columbia	1	0.1	6	0.6	0	--	1,020
Crawford	5	0.4	7	0.6	3	0.3	1,177
Elk	4	0.7	8	1.3	0	--	610
Greene	6	1.5	16	4.0	1	0.3	397
Huntingdon	9	1.0	5	0.5	8	0.9	913
Indiana	8	0.7	7	0.6	5	0.4	1,221
Jefferson	2	0.3	7	1.1	0	--	617
McKean	34	5.6	27	4.5	6	1.0	602
Mifflin	4	0.7	11	1.9	0	--	590
Perry	6	1.2	6	1.2	1	0.2	499
Pike	2	0.3	9	1.4	5	0.8	645
Somerset	2	0.2	2	0.2	11	1.0	1,111
Susquehanna	3	0.7	2	0.5	2	0.5	401
Tioga	3	0.6	10	1.9	0	--	538
Venango	1	0.1	9	1.1	2	0.2	816
Warren	1	0.2	7	1.6	5	1.1	436
Wayne	3	0.9	0	--	0	--	329
<b><u>7th Class Counties</u></b>							
Juniata	3	1.0	1	0.3	4	1.4	286
Snyder	5	0.9	11	2.0	5	0.9	540
Union	4	0.9	2	0.4	3	0.7	459
Wyoming	1	0.2	0	--	7	1.6	427
<b><u>8th Class Counties</u></b>							
Cameron	0	--	2	2.2	0	--	93
Forest	0	--	1	1.4	0	--	73
Fulton	2	0.7	18	6.5	4	1.4	278
Montour	1	0.7	1	0.7	3	2.2	134
Potter	1	0.3	4	1.2	6	1.8	333
Sullivan	0	--	1	1.5	0	--	67

Common Pleas Criminal - 2019 Age of Pending Cases

	0-60 Days	%	61-120 Days	%	121-180 Days	%	181-240 Days	%	241-300 Days	%	301-360 Days	%	Over 360 Days	%
<b><u>1st Class County</u></b>														
Philadelphia	1,592	22.7	1,466	20.9	983	14.0	840	12.0	594	8.5	402	5.7	1,124	16.1
<b><u>2nd Class County</u></b>														
Allegheny	2,289	30.7	1,834	24.6	1,032	13.8	685	9.2	442	5.9	310	4.2	872	11.7
<b><u>2A Class Counties</u></b>														
Bucks	1,003	29.6	1,002	29.6	817	24.1	231	6.8	116	3.4	51	1.5	164	4.8
Delaware	1,077	34.9	691	22.4	355	11.5	252	8.2	174	5.6	137	4.4	397	12.9
Montgomery	1,275	31.1	1,122	27.4	661	16.1	384	9.4	236	5.8	128	3.1	289	7.1
<b><u>3rd Class Counties</u></b>														
Berks	784	30.3	617	23.9	294	11.4	228	8.8	185	7.2	124	4.8	355	13.7
Chester	606	35.4	438	25.6	258	15.1	127	7.4	101	5.9	64	3.7	118	6.9
Cumberland	523	29.3	404	22.7	296	16.6	202	11.3	113	6.3	66	3.7	179	10.0
Dauphin	944	18.9	819	16.4	630	12.6	455	9.1	455	9.1	299	6.0	1,398	28.0
Erie	489	31.6	433	28.0	256	16.5	160	10.3	77	5.0	47	3.0	87	5.6
Lackawanna	317	40.1	208	26.3	97	12.3	65	8.2	43	5.4	28	3.5	32	4.1
Lancaster	771	27.4	699	24.8	460	16.4	294	10.5	205	7.3	111	3.9	273	9.7
Lehigh	588	50.4	294	25.2	146	12.5	66	5.7	35	3.0	12	1.0	25	2.1
Luzerne	554	29.8	421	22.6	321	17.2	197	10.6	101	5.4	54	2.9	214	11.5
Northampton	660	39.2	523	31.0	228	13.5	99	5.9	60	3.6	42	2.5	73	4.3
Westmoreland	879	30.9	509	17.9	321	11.3	243	8.5	184	6.5	153	5.4	559	19.6
York	1,013	32.8	868	28.1	421	13.7	284	9.2	177	5.7	108	3.5	213	6.9
<b><u>4th Class Counties</u></b>														
Beaver	326	41.2	167	21.1	134	16.9	57	7.2	45	5.7	18	2.3	45	5.7
Butler	342	31.1	218	19.8	148	13.5	112	10.2	72	6.6	62	5.6	145	13.2
Cambria	294	30.2	272	27.9	132	13.5	115	11.8	54	5.5	40	4.1	68	7.0
Centre	206	36.3	134	23.6	90	15.8	51	9.0	36	6.3	15	2.6	36	6.3
Fayette	469	30.4	319	20.7	204	13.2	201	13.0	154	10.0	85	5.5	112	7.3
Franklin	193	33.6	99	17.2	58	10.1	52	9.1	23	4.0	32	5.6	117	20.4
Monroe	461	35.6	315	24.3	184	14.2	83	6.4	76	5.9	53	4.1	122	9.4
Schuylkill	393	28.3	323	23.3	274	19.7	137	9.9	62	4.5	40	2.9	159	11.5
Washington	440	41.7	295	28.0	117	11.1	58	5.5	45	4.3	35	3.3	65	6.2
<b><u>5th Class Counties</u></b>														
Adams	269	58.5	111	24.1	40	8.7	17	3.7	17	3.7	2	0.4	4	0.9
Blair	373	28.1	274	20.6	132	9.9	131	9.9	82	6.2	87	6.6	249	18.8
Lawrence	140	26.3	166	31.2	72	13.5	37	7.0	28	5.3	21	3.9	68	12.8
Lebanon	372	32.9	286	25.3	227	20.1	118	10.5	58	5.1	31	2.7	37	3.3
Lycoming	309	30.8	226	22.5	124	12.4	81	8.1	74	7.4	52	5.2	137	13.7
Mercer	256	41.1	231	37.1	75	12.0	21	3.4	18	2.9	6	1.0	16	2.6
Northumberland	261	26.5	142	14.4	112	11.4	77	7.8	98	9.9	71	7.2	225	22.8

Common Pleas Criminal - 2019 Age of Pending Cases

	0-60		61-120		121-180		181-240		241-300		301-360		Over 360	
	Days	%	Days	%	Days	%	Days	%	Days	%	Days	%	Days	%
<b><u>6th Class Counties</u></b>														
Armstrong	182	28.6	182	28.6	133	20.9	45	7.1	27	4.2	26	4.1	42	6.6
Bedford	117	30.4	99	25.7	75	19.5	30	7.8	22	5.7	12	3.1	30	7.8
Bradford	95	41.3	92	40.0	26	11.3	7	3.0	3	1.3	5	2.2	2	0.9
Carbon	199	18.6	173	16.2	108	10.1	97	9.1	97	9.1	53	5.0	343	32.1
Clarion	109	44.9	70	28.8	25	10.3	22	9.1	11	4.5	1	0.4	5	2.1
Clearfield	173	32.5	133	25.0	84	15.8	53	9.9	30	5.6	10	1.9	50	9.4
Clinton	50	31.1	48	29.8	32	19.9	15	9.3	8	5.0	4	2.5	4	2.5
Columbia	188	20.3	190	20.5	147	15.9	85	9.2	84	9.1	53	5.7	178	19.2
Crawford	202	37.9	129	24.2	93	17.4	41	7.7	18	3.4	4	0.8	46	8.6
Elk	78	20.8	96	25.6	91	24.3	59	15.7	31	8.3	8	2.1	12	3.2
Greene	77	47.0	31	18.9	20	12.2	11	6.7	9	5.5	7	4.3	9	5.5
Huntingdon	88	31.1	65	23.0	28	9.9	27	9.5	26	9.2	6	2.1	43	15.2
Indiana	209	40.6	175	34.0	64	12.4	38	7.4	15	2.9	3	0.6	11	2.1
Jefferson	81	45.8	45	25.4	17	9.6	24	13.6	1	0.6	2	1.1	7	4.0
McKean	68	37.2	43	23.5	19	10.4	14	7.7	12	6.6	4	2.2	23	12.6
Mifflin	93	45.8	24	11.8	20	9.9	25	12.3	19	9.4	4	2.0	18	8.9
Perry	80	33.9	61	25.8	33	14.0	14	5.9	16	6.8	5	2.1	27	11.4
Pike	77	26.6	59	20.3	30	10.3	19	6.6	28	9.7	17	5.9	60	20.7
Somerset	155	28.2	167	30.4	65	11.8	56	10.2	45	8.2	32	5.8	30	5.5
Susquehanna	53	23.7	54	24.1	38	17.0	18	8.0	18	8.0	18	8.0	25	11.2
Tioga	68	32.4	71	33.8	19	9.0	29	13.8	8	3.8	2	1.0	13	6.2
Venango	107	29.7	118	32.8	60	16.7	31	8.6	13	3.6	5	1.4	26	7.2
Warren	50	25.0	75	37.5	19	9.5	30	15.0	10	5.0	6	3.0	10	5.0
Wayne	60	38.5	28	17.9	14	9.0	17	10.9	9	5.8	8	5.1	20	12.8
<b><u>7th Class Counties</u></b>														
Juniata	18	16.1	35	31.3	11	9.8	18	16.1	9	8.0	4	3.6	17	15.2
Snyder	94	28.0	111	33.0	63	18.8	39	11.6	13	3.9	10	3.0	6	1.8
Union	47	28.5	37	22.4	29	17.6	20	12.1	17	10.3	5	3.0	10	6.1
Wyoming	56	23.4	65	27.2	24	10.0	16	6.7	23	9.6	9	3.8	46	19.2
<b><u>8th Class Counties</u></b>														
Cameron	11	40.7	7	25.9	5	18.5	1	3.7	1	3.7	0	--	2	7.4
Forest	9	19.6	13	28.3	6	13.0	2	4.3	2	4.3	6	13.0	8	17.4
Fulton	12	19.4	13	21.0	7	11.3	6	9.7	6	9.7	3	4.8	15	24.2
Montour	39	23.9	31	19.0	14	8.6	8	4.9	3	1.8	5	3.1	63	38.7
Potter	44	26.8	31	18.9	32	19.5	17	10.4	23	14.0	7	4.3	10	6.1
Sullivan	17	48.6	9	25.7	5	14.3	1	2.9	2	5.7	0	--	1	2.9



---

---

## CRIMINAL

... cases in which a person is charged with having committed or omitted an act against the state.

<b>Age of Pending Cases</b>	A breakdown of the active criminal caseload by the interval of time elapsed from the date of first filing or refiling to the last day of the year. Age does not include lower court time elapsed from complaint or arrest until filing at the common pleas level.
<b>Begin Pending</b>	Active cases awaiting adjudication at the start of the reporting period, or the first day of the year.
<b>Cases Available for Processing</b>	The sum of Begin Pending plus New Cases Filed plus Reopened Cases for the calendar year.
<b>Cases Awaiting Sentencing</b>	Refers to those cases in which a guilty verdict has been rendered or a guilty plea accepted, but for which the penalty has not yet been imposed.
<b>Cases Processed</b>	<p>To count as processed; a case must have been Adjudicated or Closed during the reporting period. These cases are then categorized by disposition type and include:</p> <p><b>Diversionary Disposition:</b> A disposition category for cases in which the defendant is accepted into a state or county ARD (Accelerated Rehabilitative Disposition) program, which is a pre-trial diversionary program similar to probation. Upon successful completion of all conditions of the program, the defendant may petition the court to dismiss the charges. If an ARD is unsuccessful the case will reappear in the active caseload as a Refiled/ Reopened Case.</p> <p><b>Guilty Plea:</b> A disposition category for cases in which the defendant admits having committed an offense for which he is charged, or admits to a lesser felony, misdemeanor or summary offense.</p> <p><b>Inactive:</b> A disposition category for cases in which the defendant is not available for processing, including defendants declared fugitive, those with a pre-adjudicatory warrant, and those in the custody of another jurisdiction.</p> <p><b>Jury Trial:</b> A disposition category for cases adjudicated following the verdict of a jury.</p> <p><b>Non-Jury Trial:</b> A disposition category for cases adjudicated by the verdict of a judge.</p> <p><b>Other:</b> Includes cases that were processed with any disposition that is not counted in any other category. These can include specific dispositions such as <i>Defendant Deceased</i> or <i>Case Transferred</i>, but also cases that are <i>Uncategorized</i>, i.e. there is a change in status from Active to Adjudicated or Closed but there is no associated final disposition recorded on the case.</p>

---

---

**Withdrawn/Dismissed (quashed, nolle prosequi, etc.):**

*Withdrawn:* Cases in which the charges against the defendant have been retracted.

*Dismissed:* Cases in which the jurisdiction of the court is terminated by the court.

*Nol Pros/Nolle Prosequi:* A formal notice on the record that the prosecution will not proceed with the case that has been accepted by the court.

**End Pending**

The sum of Cases Available for Disposition less Cases Processed for the calendar year. This is the total number of cases awaiting disposition at the end of the year.

**New Cases**

A new criminal action is initiated with a Misdemeanor or Felony case held for or waived to common pleas court after a preliminary hearing. The unit of count is the OTN (Offense Tracking Number).

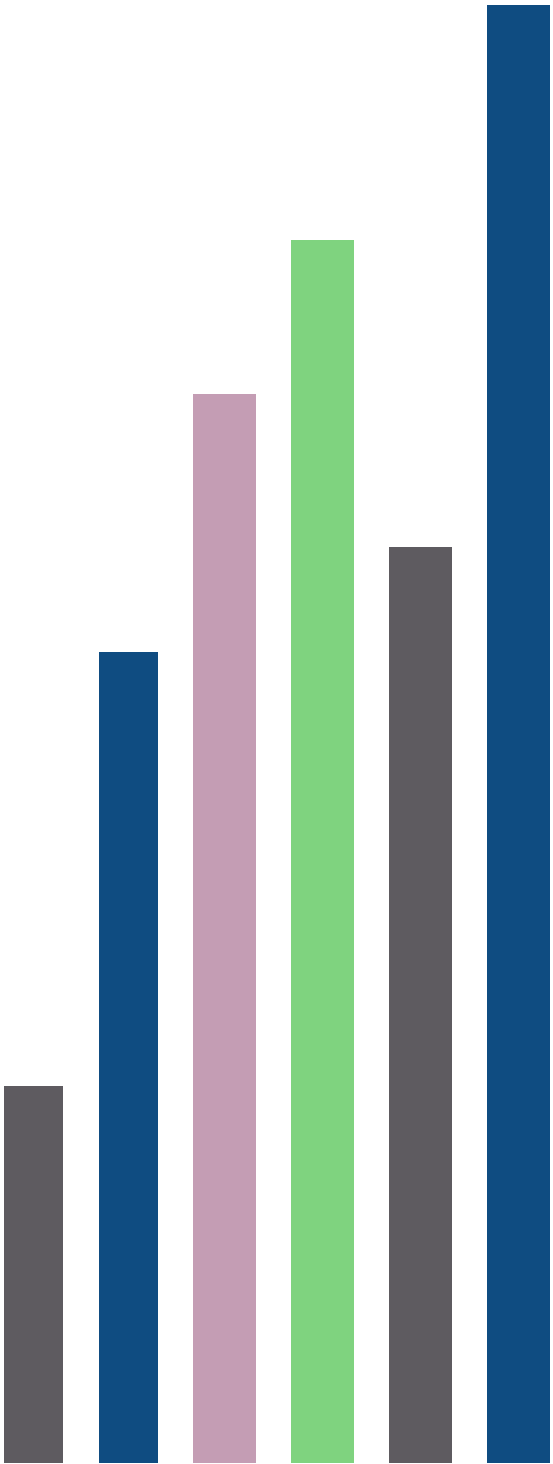
**Misdemeanor:** A statutory class of crime generally less serious than a felony offense and punishable by a fine, a jail term not to exceed five years, or both.

**Felony:** A crime, typically involving violence, regarded as more serious than a misdemeanor and punishable by imprisonment.

**Refiled/Reopened Cases**

Cases that were previously closed or inactive and became active during the reporting period. Included are cases that are re-filed, cases with a pre-adjudicatory warrant returned, cases previously disposed as a diversionary disposition but ARD was unsuccessful, or a guilty plea was withdrawn.

# Civil Caseload



# 2019 Common Pleas State Totals

## Civil Caseload

### Civil Action & Civil Other

**Cases Pending 1/1/19**                      **200,778<sup>(R)</sup>**

Docketed Cases                      149,314  
 Arbitration Appeals                      2,135  
 Cases Transferred In                      852  
 Returned to Active                      4,809

**Cases Available for Processing**                      **357,888**

**Cases Processed**                      **154,173**

**End Pending 12/31/19**                      **203,715**

**End Pending Breakdown:**

**Civil Action**                      **120,542**      **59.2%**  
**Civil Other**                      **83,173**      **40.8%**

### Age of Pending Civil Actions

<b>0-6 Months</b>	38,383	32.9%
<b>7-12 Months</b>	22,747	19.5%
<b>13-18 Months</b>	13,504	11.6%
<b>19-24 Months</b>	9,724	8.3%
<b>25-30 Months</b>	7,287	6.2%
<b>31-36 Months</b>	8,075	6.9%
<b>37-42 Months</b>	3,469	3.0%
<b>43-48 Months</b>	2,437	2.1%
<b>49-54 Months</b>	2,030	1.7%
<b>55-60 Months</b>	1,775	1.5%
<b>61-66 Months</b>	1,531	1.3%
<b>67-72 Months</b>	1,013	0.9%
<b>Over 72 Months</b>	4,630	4.0%

**Total**                      **116,605\***

Of the Docketed Cases:

Civil Action                      91,281      61.1%  
 Civil Other                      58,033      38.9%

\* Civil Other includes:

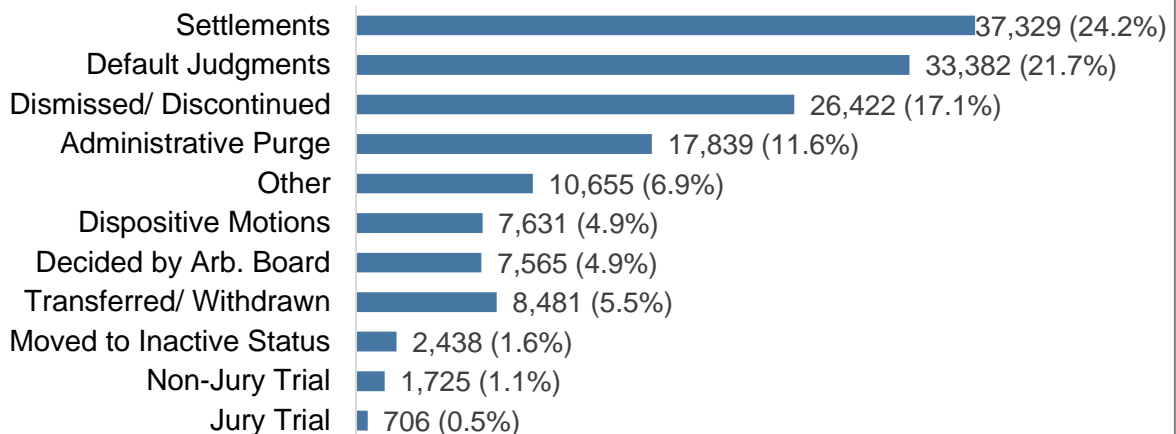
Real Property - Ejectment, Eminent Domain/Condemnation, Mortgage Foreclosure: Residential and Commercial, Partition, Quiet Title

Civil Appeals - Board of Assessment, Board of Election, Department of Transportation, Zoning Board, Statutory Appeals

Miscellaneous - Common Law/Statutory Arbitration, Declaratory Judgment, Mandamus, Non-Domestic Restraining Orders, Quo Warranto, Replevin

Pro Se Filings                      9,535  
 Class Action Suits                      156  
 MDJ Appeals                      7,135

### Processed By:



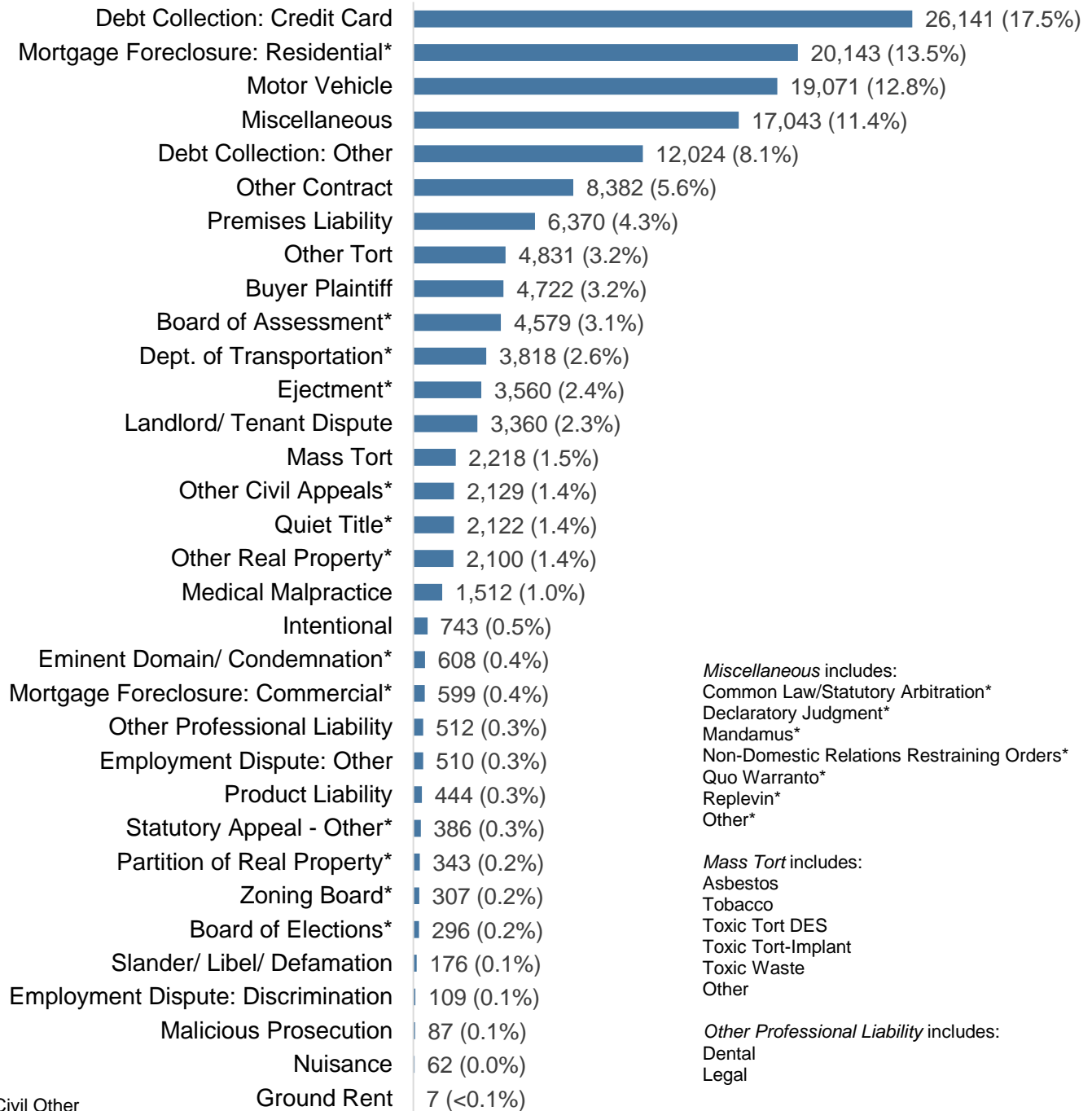
(R) - Revised

\*Tioga and Delaware Counties Age of Pending Civil Actions unavailable at time of publication.

# 2019 Common Pleas State Totals

## Civil Case Types

### Civil Case Types:



*Miscellaneous* includes:  
 Common Law/Statutory Arbitration\*  
 Declaratory Judgment\*  
 Mandamus\*  
 Non-Domestic Relations Restraining Orders\*  
 Quo Warranto\*  
 Replevin\*  
 Other\*

*Mass Tort* includes:  
 Asbestos  
 Tobacco  
 Toxic Tort DES  
 Toxic Tort-Implant  
 Toxic Waste  
 Other

*Other Professional Liability* includes:  
 Dental  
 Legal

\* Civil Other

### Total Filings By Case Category

Contract (does not include judgments)	51,888	34.8%	Civil Appeals - Admin. Agencies	11,515	7.7%
Real Property	32,842	22.0%	Mass Tort	2,218	1.5%
Tort (does not include mass tort)	31,784	21.3%	Professional Liability	2,024	1.4%
Miscellaneous	17,043	11.4%	<b>Total</b>	<b>149,314</b>	

Common Pleas Civil Action & Civil Other - 2019 Filings

**End Pending Breakdown**

	Begin Pending	Docketed Cases	Arb. Appeals	Cases Transf'd In	Returned to Active	Cases Processed	End Pending	Civil Action	Civil Other
<b><u>1st Class County</u></b>									
Philadelphia	35,946 (R)	41,243	1,183	12	3,836	42,409	39,811	30,487	9,324
<b><u>2nd Class County</u></b>									
Allegheny	10,999	15,456	268	1	136	15,354	11,506	9,934	1,572
<b><u>2A Class Counties</u></b>									
Bucks	7,060 (R)	6,146	67	65	0	6,387	6,951	5,399	1,552
Delaware	6,543	6,395	150	88	24	5,794	7,406	4,742	2,664
Montgomery	16,776 (R)	8,107	85	148	44	7,884	17,276	8,921	8,355
<b><u>3rd Class Counties</u></b>									
Berks	3,968	3,467	16	15	83	3,523	4,026	2,324	1,702
Chester	4,115	4,008	61	37	150	4,462	3,909	1,909	2,000
Cumberland	4,873	1,700	15	0	0	1,877	4,711	2,371	2,340
Dauphin	1,880	2,533	5	14	17	2,388	2,061	2,058	3
Erie	3,476	2,232	2	0	1	2,215	3,496	1,804	1,692
Lackawanna	11,768	3,006	6	85	0	3,206	11,659	6,115	5,544
Lancaster	7,348	3,143	13	10	2	3,676	6,840	4,292	2,548
Lehigh	2,540	3,764	57	15	55	3,362	3,069	2,237	832
Luzerne	11,026	4,631	19	0	0	8,926	6,750	3,579	3,171
Northampton	4,677 (R)	3,211	24	242	39	2,759	5,434	2,850	2,584
Westmoreland	7,507	3,461	34	0	7	2,658	8,351	2,719	5,632
York	3,181	3,568	16	4	6	3,307	3,468	2,387	1,081
<b><u>4th Class Counties</u></b>									
Beaver	1,604 (R)	1,491	11	3	152	2,049	1,212	650	562
Butler	1,449 (R)	1,249	6	2	6	1,068	1,644	1,092	552
Cambria	2,692 (R)	1,290	6	0	20	1,513	2,495	1,001	1,494
Centre	955	832	4	1	11	807	996	487	509
Fayette	1,378	1,424	19	0	118	1,390	1,549	1,017	532
Franklin	1,201	1,160	0	0	35	1,146	1,250	739	511
Monroe	8,240 (R)	3,874	8	43	0	3,945	8,220	1,703	6,517
Schuylkill	1,962	1,477	2	1	5	1,405	2,042	1,412	630
Washington	3,436 (R)	1,525	20	0	0	1,544	3,437	496	2,941
<b><u>5th Class Counties</u></b>									
Adams	382	829	1	3	11	701	525	348	177
Blair	1,075	1,159	1	1	2	854	1,384	987	397
Lawrence	1,233	825	0	0	0	695	1,363	847	516
Lebanon	1,094	942	3	2	6	852	1,195	892	303
Lycoming	686 (R)	939	8	0	1	864	770	573	197
Mercer	1,016	1,023	0	0	2	983	1,058	512	546
Northumberland	1,340	693	0	0	0	632	1,401	906	495

(R) - Revised

Common Pleas Civil Action & Civil Other - 2019 Filings

**End Pending Breakdown**

	Begin Pending	Docketed Cases	Arb. Appeals	Cases Transf'd In	Returned to Active	Cases Processed	End Pending	Civil Action	Civil Other
<b><u>6th Class Counties</u></b>									
Armstrong	448 (R)	513	0	0	0	424	537	346	191
Bedford	651	378	0	0	2	329	702	393	309
Bradford	1,605 (R)	543	0	0	0	573	1,575	634	941
Carbon	464 (R)	835	3	2	2	726	580	375	205
Clarion	411 (R)	276	0	0	0	165	522	243	279
Clearfield	553	675	0	1	0	622	607	284	323
Clinton	183	351	0	0	0	341	193	114	79
Columbia	475	542	0	0	0	500	517	378	139
Crawford	666	653	2	2	4	665	662	443	219
Elk	338 (R)	208	0	0	0	284	262	164	98
Greene	375 (R)	355	2	20	0	313	439	235	204
Huntingdon	523	360	0	0	3	341	545	342	203
Indiana	1,584	617	0	34	0	612	1,623	579	1,044
Jefferson	248 (R)	387	0	0	0	371	264	197	67
McKean	299	261	0	0	0	266	294	161	133
Mifflin	141	404	0	0	6	346	205	158	47
Perry	448	322	0	0	0	210	560	336	224
Pike	824	822	4	0	0	906	744	315	429
Somerset	668	675	3	0	16	610	752	503	249
Susquehanna	1,132 (R)	377	0	0	0	1,096	413	263	150
Tioga	11,317	263	1	0	2	1,353	10,230	4,068	6,162
Venango	801	422	0	0	0	283	940	467	473
Warren	299	291	0	0	0	298	292	169	123
Wayne	395	573	8	0	3	585	394	258	136
<b><u>7th Class Counties</u></b>									
Juniata	550	108	0	0	0	56	602	314	288
Snyder	210	267	2	0	2	286	195	127	68
Union	125	255	0	0	0	199	181	137	44
Wyoming	388	297	0	0	0	278	407	154	253
<b><u>8th Class Counties</u></b>									
Cameron	56	45	0	1	0	43	59	30	29
Forest	61	67	0	0	0	47	81	50	31
Fulton	96	88	0	0	0	87	97	60	37
Montour	412	134	0	0	0	81	465	239	226
Potter	401	96	0	0	0	112	385	178	207
Sullivan	205	51	0	0	0	130	126	38	88

(R) - Revised

Common Pleas Civil Action Civil Other - 2019 Docketed Cases by Case Type

	Contract	%	Real Property	%	Tort	%	Miscellaneous	%	Civil Appeals (Administrative Agencies)	%
<b><u>1st Class County</u></b>										
Philadelphia	6,020	14.6	5,401	13.1	15,033	36.4	11,006*	26.7	1,257	3.0
<b><u>2nd Class County</u></b>										
Allegheny	5,432	35.1	3,926	25.4	2,663	17.2	129	0.8	2,938	19.0
<b><u>2A Class Counties</u></b>										
Bucks	2,665	43.4	1,328	21.6	1,171	19.1	513	8.3	391	6.4
Delaware	2,027	31.7	1,654	25.9	1,654	25.9	301	4.7	669	10.5
Montgomery	3,247	40.1	1,643	20.3	1,954	24.1	525	6.5	566	7.0
<b><u>3rd Class Counties</u></b>										
Berks	1,458	42.1	952	27.5	557	16.1	132	3.8	323	9.3
Chester	1,988	49.6	759	18.9	586	14.6	299	7.5	314	7.8
Cumberland	891	52.4	384	22.6	194	11.4	129	7.6	80	4.7
Dauphin	925	36.5	811	32.0	447	17.6	165	6.5	127	5.0
Erie	1,060	47.5	568	25.4	328	14.7	106	4.7	123	5.5
Lackawanna	1,410	46.9	571	19.0	522	17.4	251	8.3	201	6.7
Lancaster	1,554	49.4	678	21.6	456	14.5	139	4.4	273	8.7
Lehigh	1,554	41.3	776	20.6	757	20.1	105	2.8	474	12.6
Luzerne	1,453	31.4	1,687	36.4	685	14.8	435	9.4	298	6.4
Northampton	1,456	45.3	708	22.0	476	14.8	132	4.1	415	12.9
Westmoreland	1,585	45.8	919	26.6	434	12.5	219	6.3	269	7.8
York	1,655	46.4	1,160	32.5	390	10.9	109	3.1	215	6.0
<b><u>4th Class Counties</u></b>										
Beaver	492	33.0	521	34.9	179	12.0	192	12.9	86	5.8
Butler	606	48.5	307	24.6	175	14.0	59	4.7	82	6.6
Cambria	677	52.5	320	24.8	102	7.9	95	7.4	47	3.6
Centre	420	50.5	159	19.1	123	14.8	37	4.4	75	9.0
Fayette	685	48.1	369	25.9	193	13.6	81	5.7	80	5.6
Franklin	623	53.7	301	25.9	83	7.2	85	7.3	58	5.0
Monroe	1,132	29.2	1,312	33.9	357	9.2	151	3.9	914	23.6
Schuylkill	737	49.9	394	26.7	187	12.7	56	3.8	80	5.4
Washington	421	27.6	441	28.9	355	23.3	131	8.6	148	9.7
<b><u>5th Class Counties</u></b>										
Adams	454	54.8	210	25.3	52	6.3	59	7.1	49	5.9
Blair	677	58.4	259	22.3	125	10.8	48	4.1	34	2.9
Lawrence	399	48.4	234	28.4	115	13.9	56	6.8	8	1.0
Lebanon	445	47.2	255	27.1	103	10.9	62	6.6	67	7.1
Lycoming	482	51.3	235	25.0	100	10.6	37	3.9	72	7.7
Mercer	447	43.7	310	30.3	101	9.9	74	7.2	78	7.6
Northumberland	422	60.9	158	22.8	63	9.1	23	3.3	20	2.9

\* See note on page 44

A breakdown of case types can be found at [www.pacourts.us](http://www.pacourts.us).



Common Pleas Civil Action Civil Other - 2019 Docketed Cases by Case Type

	Mass Tort	%	Professional Liability	%	Docketed Cases	Of the Docketed Cases:		
						Pro Se Filings	Class Action Suits	MDJ Appeals
<b><u>1st Class County</u></b>								
Philadelphia	2,026**	4.9	500	1.2	41,243	1,792	42	709
<b><u>2nd Class County</u></b>								
Allegheny	91	0.6	277	1.8	15,456	3,831	22	918
<b><u>2A Class Counties</u></b>								
Bucks	8	0.1	70	1.1	6,146	239	2	222
Delaware	0	--	90	1.4	6,395	145	15	213
Montgomery	5	0.1	167	2.1	8,107	361	8	401
<b><u>3rd Class Counties</u></b>								
Berks	0	--	45	1.3	3,467	66	7	157
Chester	1	<0.1	61	1.5	4,008	327	0	281
Cumberland	1	0.1	21	1.2	1,700	88	1	153
Dauphin	6	0.2	52	2.1	2,533	274	0	297
Erie	3	0.1	44	2.0	2,232	92	3	136
Lackawanna	2	0.1	49	1.6	3,006	180	0	263
Lancaster	0	--	43	1.4	3,143	35	0	214
Lehigh	25	0.7	73	1.9	3,764	213	0	281
Luzerne	6	0.1	67	1.4	4,631	196	1	310
Northampton	2	0.1	22	0.7	3,211	209	4	219
Westmoreland	0	--	35	1.0	3,461	165	0	262
York	2	0.1	37	1.0	3,568	105	4	235
<b><u>4th Class Counties</u></b>								
Beaver	2	0.1	19	1.3	1,491	115	1	140
Butler	0	--	20	1.6	1,249	53	2	103
Cambria	21	1.6	28	2.2	1,290	65	2	116
Centre	1	0.1	17	2.0	832	88	1	68
Fayette	1	0.1	15	1.1	1,424	2	7	91
Franklin	0	--	10	0.9	1,160	79	3	28
Monroe	0	--	8	0.2	3,874	8	2	160
Schuylkill	4	0.3	19	1.3	1,477	31	0	84
Washington	0	--	29	1.9	1,525	0	0	208
<b><u>5th Class Counties</u></b>								
Adams	0	--	5	0.6	829	32	0	33
Blair	1	0.1	15	1.3	1,159	81	0	84
Lawrence	0	--	13	1.6	825	3	4	5
Lebanon	0	--	10	1.1	942	62	1	71
Lycoming	0	--	13	1.4	939	1	0	36
Mercer	0	--	13	1.3	1,023	35	2	37
Northumberland	0	--	7	1.0	693	1	0	2

\*\* See note on page 44.

A breakdown of case types can be found at [www.pacourts.us](http://www.pacourts.us).

Common Pleas Civil Action Civil Other - 2019 Docketed Cases by Case Type

	Contract	%	Real Property	%	Tort	%	Miscellaneous	%	Civil Appeals (Administrative Agencies)	%
<b><u>6th Class Counties</u></b>										
Armstrong	232	45.2	157	30.6	48	9.4	33	6.4	32	6.2
Bedford	235	62.2	68	18.0	29	7.7	34	9.0	11	2.9
Bradford	267	49.2	105	19.3	30	5.5	71	13.1	65	12.0
Carbon	382	45.7	243	29.1	84	10.1	66	7.9	58	6.9
Clarion	109	39.5	62	22.5	30	10.9	52	18.8	21	7.6
Clearfield	345	51.1	142	21.0	45	6.7	88	13.0	45	6.7
Clinton	140	39.9	95	27.1	17	4.8	56	16.0	42	12.0
Columbia	293	54.1	135	24.9	58	10.7	31	5.7	17	3.1
Crawford	332	50.8	170	26.0	61	9.3	40	6.1	38	5.8
Elk	128	61.5	44	21.2	16	7.7	13	6.3	5	2.4
Greene	180	50.7	78	22.0	41	11.5	18	5.1	35	9.9
Huntingdon	226	62.8	64	17.8	26	7.2	23	6.4	19	5.3
Indiana	368	59.6	134	21.7	59	9.6	30	4.9	20	3.2
Jefferson	211	54.5	65	16.8	31	8.0	39	10.1	35	9.0
McKean	143	54.8	73	28.0	14	5.4	23	8.8	8	3.1
Mifflin	124	30.7	73	18.1	24	5.9	167	41.3	11	2.7
Perry	177	55.0	88	27.3	21	6.5	26	8.1	8	2.5
Pike	277	33.7	387	47.1	95	11.6	45	5.5	14	1.7
Somerset	380	56.3	148	21.9	60	8.9	34	5.0	46	6.8
Susquehanna	188	49.9	89	23.6	27	7.2	53	14.1	16	4.2
Tioga	157	59.7	53	20.2	17	6.5	19	7.2	13	4.9
Venango	216	51.2	108	25.6	43	10.2	36	8.5	15	3.6
Warren	184	63.2	70	24.1	18	6.2	6	2.1	10	3.4
Wayne	286	49.9	176	30.7	53	9.2	17	3.0	36	6.3
<b><u>7th Class Counties</u></b>										
Juniata	65	60.2	29	26.9	8	7.4	5	4.6	1	0.9
Snyder	163	61.0	52	19.5	17	6.4	15	5.6	18	6.7
Union	143	56.1	45	17.6	37	14.5	20	7.8	4	1.6
Wyoming	176	59.3	74	24.9	10	3.4	14	4.7	22	7.4
<b><u>8th Class Counties</u></b>										
Cameron	28	62.2	8	17.8	2	4.4	4	8.9	3	6.7
Forest	25	37.3	3	4.5	23	34.3	8	11.9	3	4.5
Fulton	58	65.9	25	28.4	1	1.1	1	1.1	3	3.4
Montour	67	50.0	31	23.1	10	7.5	8	6.0	1	0.7
Potter	65	67.7	18	18.8	4	4.2	4	4.2	5	5.2
Sullivan	19	37.3	20	39.2	5	9.8	3	5.9	4	7.8

A breakdown of case types can be found at [www.pacourts.us](http://www.pacourts.us).

Common Pleas Civil Action Civil Other - 2019 Docketed Cases by Case Type

	Mass Tort	%	Professional Liability		Docketed Cases	Of the Docketed Cases:		
				%		Pro Se Filings	Class Action Suits	MDJ Appeals
<b><u>6th Class Counties</u></b>								
Armstrong	0	--	11	2.1	513	28	1	33
Bedford	0	--	1	0.3	378	1	0	10
Bradford	0	--	5	0.9	543	33	0	37
Carbon	0	--	2	0.2	835	95	0	45
Clarion	1	0.4	1	0.4	276	15	1	11
Clearfield	0	--	10	1.5	675	2	0	40
Clinton	0	--	1	0.3	351	16	0	19
Columbia	1	0.2	7	1.3	542	17	0	37
Crawford	0	--	12	1.8	653	38	0	41
Elk	0	--	2	1.0	208	0	0	10
Greene	0	--	3	0.8	355	1	0	18
Huntingdon	0	--	2	0.6	360	31	4	20
Indiana	0	--	6	1.0	617	42	7	37
Jefferson	0	--	6	1.6	387	0	1	21
McKean	0	--	0	--	261	0	0	1
Mifflin	0	--	5	1.2	404	129	2	10
Perry	1	0.3	1	0.3	322	1	0	0
Pike	1	0.1	3	0.4	822	12	0	5
Somerset	0	--	7	1.0	675	12	1	69
Susquehanna	0	--	4	1.1	377	6	2	9
Tioga	1	0.4	3	1.1	263	12	0	7
Venango	1	0.2	3	0.7	422	3	1	26
Warren	0	--	3	1.0	291	0	0	7
Wayne	0	--	5	0.9	573	15	1	41
<b><u>7th Class Counties</u></b>								
Juniata	0	--	0	--	108	0	0	3
Snyder	0	--	2	0.7	267	3	1	8
Union	1	0.4	5	2.0	255	10	0	7
Wyoming	0	--	1	0.3	297	3	0	6
<b><u>8th Class Counties</u></b>								
Cameron	0	--	0	--	45	2	0	3
Forest	3	4.5	2	3.0	67	32	0	3
Fulton	0	--	0	--	88	0	0	3
Montour	0	--	17	12.7	134	0	0	10
Potter	0	--	0	--	96	2	0	0
Sullivan	0	--	0	--	51	0	0	1

A breakdown of case types can be found at [www.pacourts.us](http://www.pacourts.us).

Common Pleas Civil Action Civil Other - 2019 Processed

<b>Non-Trial:</b>											
	Settlements	%	Default Judgments	%	Dismissed/ Discontinued	%	Administrative Purge	%	Dispositive Motions	%	
<b><u>1st Class County</u></b>											
Philadelphia	14,404	34.0	3,128	7.4	8,487	20.0	29	0.1	1,962	4.6	
<b><u>2nd Class County</u></b>											
Allegheny	4,268	27.8	2,542	16.6	2,961	19.3	1,209	7.9	1,901	12.4	
<b><u>2A Class Counties</u></b>											
Bucks	232	3.6	1,577	24.7	99	1.6	589	9.2	0	--	
Delaware	1,713	29.6	1,445	24.9	195	3.4	340	5.9	248	4.3	
Montgomery	3,853	48.9	1,767	22.4	0	--	1,605	20.4	0	--	
<b><u>3rd Class Counties</u></b>											
Berks	846	24.0	1,117	31.7	489	13.9	319	9.1	373	10.6	
Chester	1,332	29.9	1,311	29.4	0	--	228	5.1	761	17.1	
Cumberland	847	45.1	593	31.6	0	--	166	8.8	68	3.6	
Dauphin	460	19.3	690	28.9	462	19.3	267	11.2	26	1.1	
Erie	876	39.5	741	33.5	14	0.6	312	14.1	147	6.6	
Lackawanna	1,169	36.5	31	1.0	430	13.4	1,052	32.8	201	6.3	
Lancaster	5	0.1	1,058	28.8	175	4.8	2,101	57.2	94	2.6	
Lehigh	1,183	35.2	930	27.7	575	17.1	0	--	55	1.6	
Luzerne	73	0.8	928	10.4	1,292	14.5	6,431	72.0	0	--	
Northampton	88	3.2	748	27.1	1,478	53.6	0	--	60	2.2	
Westmoreland	619	23.3	1,014	38.1	391	14.7	224	8.4	204	7.7	
York	23	0.7	1,395	42.2	490	14.8	242	7.3	306	9.3	
<b><u>4th Class Counties</u></b>											
Beaver	470	22.9	452	22.1	428	20.9	206	10.1	11	0.5	
Butler	397	37.2	388	36.3	126	11.8	95	8.9	11	1.0	
Cambria	188	12.4	466	30.8	533	35.2	129	8.5	29	1.9	
Centre	62	7.7	229	28.4	342	42.4	16	2.0	62	7.7	
Fayette	40	2.9	542	39.0	552	39.7	118	8.5	66	4.7	
Franklin	33	2.9	489	42.7	435	38.0	87	7.6	1	0.1	
Monroe	149	3.8	1,802	45.7	1,361	34.5	421	10.7	3	0.1	
Schuylkill	548	39.0	393	28.0	36	2.6	138	9.8	144	10.2	
Washington	560	36.3	542	35.1	0	--	222	14.4	73	4.7	
<b><u>5th Class Counties</u></b>											
Adams	249	35.5	308	43.9	75	10.7	0	--	8	1.1	
Blair	187	21.9	308	36.1	265	31.0	2	0.2	15	1.8	
Lawrence	0	--	228	32.8	350	50.4	0	--	12	1.7	
Lebanon	169	19.8	324	38.0	112	13.1	76	8.9	55	6.5	
Lycoming	168	19.4	284	32.9	167	19.3	55	6.4	7	0.8	
Mercer	133	13.5	377	38.4	239	24.3	74	7.5	124	12.6	
Northumberland	0	--	256	40.5	364	57.6	0	--	0	--	

Common Pleas Civil Action Civil Other - 2019 Processed

	Decided by Arb. Board	%	Transf'd/ Withdrawn	%	Other	%	Moved to Inactive Status	%	Trial: Non-Jury Trial	%	Jury Trial	%	Cases Processed
<b><u>1st Class County</u></b>													
Philadelphia	3,246	7.7	1,990	4.7	6,880*	16.2	1,318	3.1	604	1.4	361	0.9	42,409
<b><u>2nd Class County</u></b>													
Allegheny	1,254	8.2	174	1.1	336	2.2	252	1.6	388	2.5	69	0.4	15,354
<b><u>2A Class Counties</u></b>													
Bucks	207	3.2	2,887	45.2	645	10.1	0	--	123	1.9	28	0.4	6,387
Delaware	414	7.1	1,292	22.3	50	0.9	26	0.4	48	0.8	23	0.4	5,794
Montgomery	368	4.7	155	2.0	72	0.9	0	--	21	0.3	43	0.5	7,884
<b><u>3rd Class Counties</u></b>													
Berks	84	2.4	211	6.0	19	0.5	41	1.2	8	0.2	16	0.5	3,523
Chester	326	7.3	251	5.6	63	1.4	151	3.4	16	0.4	23	0.5	4,462
Cumberland	34	1.8	123	6.6	3	0.2	37	2.0	3	0.2	3	0.2	1,877
Dauphin	37	1.5	54	2.3	257	10.8	45	1.9	79	3.3	11	0.5	2,388
Erie	40	1.8	40	1.8	4	0.2	32	1.4	6	0.3	3	0.1	2,215
Lackawanna	37	1.2	150	4.7	126	3.9	0	--	2	0.1	8	0.2	3,206
Lancaster	87	2.4	24	0.7	96	2.6	27	0.7	3	0.1	6	0.2	3,676
Lehigh	285	8.5	61	1.8	169	5.0	64	1.9	24	0.7	16	0.5	3,362
Luzerne	80	0.9	114	1.3	0	--	0	--	0	--	8	0.1	8,926
Northampton	98	3.6	147	5.3	74	2.7	50	1.8	12	0.4	4	0.1	2,759
Westmoreland	70	2.6	116	4.4	1	<0.1	1	<0.1	9	0.3	9	0.3	2,658
York	61	1.8	18	0.5	755	22.8	8	0.2	2	0.1	7	0.2	3,307
<b><u>4th Class Counties</u></b>													
Beaver	109	5.3	13	0.6	279	13.6	63	3.1	16	0.8	2	0.1	2,049
Butler	25	2.3	13	1.2	2	0.2	11	1.0	0	--	0	--	1,068
Cambria	40	2.6	41	2.7	51	3.4	14	0.9	19	1.3	3	0.2	1,513
Centre	23	2.9	33	4.1	7	0.9	1	0.1	31	3.8	1	0.1	807
Fayette	31	2.2	10	0.7	1	0.1	18	1.3	8	0.6	4	0.3	1,390
Franklin	22	1.9	20	1.7	10	0.9	44	3.8	0	--	5	0.4	1,146
Monroe	94	2.4	40	1.0	16	0.4	32	0.8	12	0.3	15	0.4	3,945
Schuylkill	15	1.1	47	3.3	72	5.1	8	0.6	3	0.2	1	0.1	1,405
Washington	84	5.4	37	2.4	5	0.3	0	--	12	0.8	9	0.6	1,544
<b><u>5th Class Counties</u></b>													
Adams	11	1.6	4	0.6	31	4.4	8	1.1	5	0.7	2	0.3	701
Blair	11	1.3	14	1.6	44	5.2	4	0.5	4	0.5	0	--	854
Lawrence	18	2.6	30	4.3	46	6.6	4	0.6	4	0.6	3	0.4	695
Lebanon	13	1.5	44	5.2	20	2.3	15	1.8	22	2.6	2	0.2	852
Lycoming	42	4.9	44	5.1	43	5.0	12	1.4	39	4.5	3	0.3	864
Mercer	23	2.3	8	0.8	0	--	0	--	3	0.3	2	0.2	983
Northumberland	8	1.3	0	--	2	0.3	2	0.3	0	--	0	--	632

\* Includes certain decrees entered in real estate tax lien petition cases. See note on page 44.

Common Pleas Civil Action Civil Other - 2019 Processed

**Non-Trial:**

	Settlements	%	Default Judgments	%	Dismissed/ Discontinued	%	Administrative Purge	%	Dispositive Motions	%
<b><u>6th Class Counties</u></b>										
Armstrong	13	3.1	188	44.3	159	37.5	46	10.8	7	1.7
Bedford	12	3.6	97	29.5	134	40.7	0	--	1	0.3
Bradford	196	34.2	200	34.9	0	--	154	26.9	12	2.1
Carbon	139	19.1	272	37.5	143	19.7	0	--	17	2.3
Clarion	9	5.5	61	37.0	83	50.3	0	--	3	1.8
Clearfield	105	16.9	253	40.7	28	4.5	0	--	220	35.4
Clinton	36	10.6	144	42.2	137	40.2	2	0.6	5	1.5
Columbia	14	2.8	211	42.2	176	35.2	40	8.0	13	2.6
Crawford	53	8.0	234	35.2	223	33.5	56	8.4	36	5.4
Elk	67	23.6	75	26.4	44	15.5	13	4.6	66	23.2
Greene	66	21.1	78	24.9	131	41.9	19	6.1	0	--
Huntingdon	0	--	121	35.5	118	34.6	49	14.4	3	0.9
Indiana	71	11.6	192	31.4	248	40.5	35	5.7	11	1.8
Jefferson	22	5.9	161	43.4	134	36.1	1	0.3	28	7.5
McKean	14	5.3	106	39.8	81	30.5	0	--	1	0.4
Mifflin	59	17.1	93	26.9	135	39.0	34	9.8	1	0.3
Perry	91	43.3	118	56.2	0	--	0	--	0	--
Pike	25	2.8	423	46.7	233	25.7	178	19.6	0	--
Somerset	209	34.3	188	30.8	38	6.2	37	6.1	27	4.4
Susquehanna	107	9.8	342	31.2	329	30.0	0	--	119	10.9
Tioga	405	29.9	446	33.0	117	8.6	321	23.7	8	0.6
Venango	4	1.4	119	42.0	127	44.9	0	--	0	--
Warren	91	30.5	158	53.0	14	4.7	0	--	2	0.7
Wayne	48	8.2	183	31.3	243	41.5	0	--	12	2.1
<b><u>7th Class Counties</u></b>										
Juniata	0	--	5	8.9	37	66.1	0	--	0	--
Snyder	8	2.8	126	44.1	110	38.5	3	1.0	0	--
Union	66	33.2	90	45.2	21	10.6	0	--	1	0.5
Wyoming	34	12.2	122	43.9	76	27.3	18	6.5	3	1.1
<b><u>8th Class Counties</u></b>										
Cameron	1	2.3	18	41.9	21	48.8	1	2.3	1	2.3
Forest	4	8.5	12	25.5	20	42.6	0	--	2	4.3
Fulton	1	1.1	43	49.4	25	28.7	1	1.1	0	--
Montour	5	6.2	1	1.2	62	76.5	8	9.9	2	2.5
Potter	3	2.7	38	33.9	8	7.1	62	55.4	0	--
Sullivan	7	5.4	61	46.9	44	33.8	8	6.2	3	2.3

Common Pleas Civil Action Civil Other - 2019 Processed

	Decided by Arb. Board	%	Transf'd/ Withdrawn	%	Other	%	Moved to Inactive Status	%	Trial: Non-Jury Trial	%	Jury Trial	%	Cases Processed
<b><u>6th Class Counties</u></b>													
Armstrong	4	0.9	6	1.4	0	--	0	--	0	--	1	0.2	424
Bedford	0	--	13	4.0	26	7.9	46	14.0	0	--	0	--	329
Bradford	2	0.3	7	1.2	0	--	1	0.2	0	--	1	0.2	573
Carbon	41	5.6	21	2.9	19	2.6	12	1.7	61	8.4	1	0.1	726
Clarion	0	--	5	3.0	3	1.8	0	--	0	--	1	0.6	165
Clearfield	2	0.3	4	0.6	0	--	0	--	10	1.6	0	--	622
Clinton	11	3.2	3	0.9	0	--	1	0.3	2	0.6	0	--	341
Columbia	8	1.6	11	2.2	26	5.2	0	--	1	0.2	0	--	500
Crawford	10	1.5	15	2.3	26	3.9	10	1.5	2	0.3	0	--	665
Elk	1	0.4	2	0.7	9	3.2	3	1.1	4	1.4	0	--	284
Greene	10	3.2	7	2.2	0	--	0	--	0	--	2	0.6	313
Huntingdon	11	3.2	3	0.9	35	10.3	0	--	1	0.3	0	--	341
Indiana	17	2.8	24	3.9	7	1.1	0	--	6	1.0	1	0.2	612
Jefferson	6	1.6	6	1.6	8	2.2	5	1.3	0	--	0	--	371
McKean	25	9.4	1	0.4	34	12.8	4	1.5	0	--	0	--	266
Mifflin	0	--	0	--	24	6.9	0	--	0	--	0	--	346
Perry	0	--	0	--	1	0.5	0	--	0	--	0	--	210
Pike	16	1.8	17	1.9	5	0.6	3	0.3	4	0.4	2	0.2	906
Somerset	18	3.0	29	4.8	42	6.9	16	2.6	4	0.7	2	0.3	610
Susquehanna	15	1.4	31	2.8	101	9.2	0	--	51	4.7	1	0.1	1,096
Tioga	5	0.4	11	0.8	0	--	37	2.7	3	0.2	0	--	1,353
Venango	4	1.4	8	2.8	21	7.4	0	--	0	--	0	--	283
Warren	3	1.0	0	--	29	9.7	0	--	0	--	1	0.3	298
Wayne	46	7.9	16	2.7	10	1.7	6	1.0	21	3.6	0	--	585
<b><u>7th Class Counties</u></b>													
Juniata	0	--	0	--	10	17.9	0	--	4	7.1	0	--	56
Snyder	7	2.4	14	4.9	12	4.2	1	0.3	4	1.4	1	0.3	286
Union	2	1.0	4	2.0	1	0.5	0	--	13	6.5	1	0.5	199
Wyoming	3	1.1	10	3.6	3	1.1	4	1.4	4	1.4	1	0.4	278
<b><u>8th Class Counties</u></b>													
Cameron	0	--	0	--	1	2.3	0	--	0	--	0	--	43
Forest	0	--	2	4.3	7	14.9	0	--	0	--	0	--	47
Fulton	0	--	1	1.1	14	16.1	1	1.1	1	1.1	0	--	87
Montour	0	--	3	3.7	0	--	0	--	0	--	0	--	81
Potter	0	--	1	0.9	0	--	0	--	0	--	0	--	112
Sullivan	1	0.8	1	0.8	2	1.5	0	--	3	2.3	0	--	130

Common Pleas Civil Action Civil Other - 2019 Age of Pending Cases

	0-6 months	%	7-12 months	%	13-18 months	%	19-24 months	%	25-30 months	%	31-36 months	%	37-42 months	%
<b><u>1st Class County</u></b>														
Philadelphia	10,695	35.1	7,040	23.1	2,940	9.6	1,641	5.4	1,323	4.3	3,995	13.1	727	2.4
<b><u>2nd Class County</u></b>														
Allegheny	2,304	23.2	1,912	19.2	1,639	16.5	1,310	13.2	864	8.7	415	4.2	339	3.4
<b><u>2A Class Counties</u></b>														
Bucks	1,833	34.0	1,073	19.9	717	13.3	634	11.7	415	7.7	242	4.5	156	2.9
Delaware	1,762	36.3	1,122	23.1	665	13.7	502	10.3	290	6.0	219	4.5	151	3.1
Montgomery	2,516	28.2	1,419	15.9	1,023	11.5	616	6.9	533	6.0	386	4.3	270	3.0
<b><u>3rd Class Counties</u></b>														
Berks	811	34.9	497	21.4	271	11.7	216	9.3	147	6.3	103	4.4	80	3.4
Chester	1,011	53.0	429	22.5	199	10.4	118	6.2	54	2.8	25	1.3	17	0.9
Cumberland	496	20.9	264	11.1	178	7.5	136	5.7	115	4.9	102	4.3	80	3.4
Dauphin	738	35.9	412	20.0	291	14.1	215	10.4	114	5.5	70	3.4	58	2.8
Erie	613	34.0	309	17.1	202	11.2	190	10.5	152	8.4	74	4.1	66	3.7
Lackawanna	1,476	24.1	1,200	19.6	971	15.9	664	10.9	461	7.5	372	6.1	231	3.8
Lancaster	1,015	23.6	505	11.8	481	11.2	585	13.6	505	11.8	401	9.3	214	5.0
Lehigh	1,093	48.9	478	21.4	300	13.4	111	5.0	75	3.4	45	2.0	37	1.7
Luzerne	1,124	31.4	648	18.1	427	11.9	326	9.1	280	7.8	176	4.9	118	3.3
Northampton	891	31.3	454	15.9	236	8.3	172	6.0	180	6.3	128	4.5	100	3.5
Westmoreland	867	31.9	706	26.0	334	12.3	281	10.3	148	5.4	101	3.7	64	2.4
York	877	36.7	471	19.7	283	11.9	207	8.7	212	8.9	92	3.9	65	2.7
<b><u>4th Class Counties</u></b>														
Beaver	328	50.5	91	14.0	89	13.7	44	6.8	33	5.1	23	3.5	17	2.6
Butler	366	33.5	176	16.1	154	14.1	132	12.1	107	9.8	71	6.5	26	2.4
Cambria	362	36.3	195	19.5	110	11.0	83	8.3	86	8.6	42	4.2	36	3.6
Centre	198	40.7	100	20.5	64	13.1	33	6.8	26	5.3	26	5.3	10	2.1
Fayette	395	38.8	201	19.8	119	11.7	94	9.2	63	6.2	36	3.5	24	2.4
Franklin	274	37.1	137	18.5	98	13.3	57	7.7	52	7.0	38	5.1	23	3.1
Monroe	650	38.2	332	19.5	200	11.7	113	6.6	90	5.3	60	3.5	40	2.3
Schuylkill	398	28.2	219	15.5	124	8.8	125	8.9	121	8.6	119	8.4	62	4.4
Washington	176	35.5	4	0.8	13	2.6	28	5.6	18	3.6	20	4.0	14	2.8
<b><u>5th Class Counties</u></b>														
Adams	222	63.8	68	19.5	31	8.9	21	6.0	4	1.1	1	0.3	0	--
Blair	508	51.5	186	18.8	106	10.7	72	7.3	46	4.7	19	1.9	18	1.8
Lawrence	222	26.2	126	14.9	73	8.6	73	8.6	60	7.1	62	7.3	56	6.6
Lebanon	377	42.3	118	13.2	64	7.2	75	8.4	40	4.5	28	3.1	18	2.0
Lycoming	251	43.8	133	23.2	66	11.5	42	7.3	29	5.1	31	5.4	8	1.4
Mercer	226	44.1	98	19.1	52	10.2	30	5.9	35	6.8	29	5.7	11	2.1
Northumberland	174	19.2	128	14.1	69	7.6	94	10.4	100	11.0	89	9.8	67	7.4

\* Delaware County Age of Pending Civil Actions unavailable at time of publication due to a continuing review following conversion to a new case management system.



Common Pleas Civil Action Civil Other - 2019 Age of Pending Cases

	43-48 months	%	49-54 months	%	55-60 months	%	61-66 months	%	67-72 months	%	over 72 months	%	Total
<b><u>1st Class County</u></b>													
Philadelphia	408	1.3	426	1.4	390	1.3	438	1.4	216	0.7	248	0.8	30,487
<b><u>2nd Class County</u></b>													
Allegheny	256	2.6	193	1.9	161	1.6	132	1.3	76	0.8	333	3.4	9,934
<b><u>2A Class Counties</u></b>													
Bucks	110	2.0	58	1.1	47	0.9	34	0.6	13	0.2	67	1.2	5,399
Delaware	53	1.1	30	0.6	26	0.5	15	0.3	10	0.2	10	0.2	4,855
Montgomery	212	2.4	265	3.0	225	2.5	195	2.2	155	1.7	1,106	12.4	8,921
<b><u>3rd Class Counties</u></b>													
Berks	51	2.2	43	1.9	21	0.9	25	1.1	19	0.8	40	1.7	2,324
Chester	12	0.6	5	0.3	3	0.2	4	0.2	3	0.2	29	1.5	1,909
Cumberland	61	2.6	33	1.4	47	2.0	69	2.9	24	1.0	766	32.3	2,371
Dauphin	30	1.5	21	1.0	19	0.9	9	0.4	15	0.7	66	3.2	2,058
Erie	38	2.1	33	1.8	19	1.1	19	1.1	17	0.9	72	4.0	1,804
Lackawanna	192	3.1	134	2.2	120	2.0	96	1.6	101	1.7	97	1.6	6,115
Lancaster	211	4.9	106	2.5	128	3.0	53	1.2	32	0.7	56	1.3	4,292
Lehigh	29	1.3	7	0.3	5	0.2	9	0.4	8	0.4	40	1.8	2,237
Luzerne	56	1.6	45	1.3	61	1.7	44	1.2	39	1.1	235	6.6	3,579
Northampton	87	3.1	85	3.0	77	2.7	61	2.1	62	2.2	317	11.1	2,850
Westmoreland	52	1.9	33	1.2	28	1.0	16	0.6	15	0.6	74	2.7	2,719
York	48	2.0	28	1.2	24	1.0	17	0.7	12	0.5	51	2.1	2,387
<b><u>4th Class Counties</u></b>													
Beaver	9	1.4	7	1.1	5	0.8	1	0.2	0	--	3	0.5	650
Butler	14	1.3	14	1.3	8	0.7	9	0.8	3	0.3	12	1.1	1,092
Cambria	24	2.4	7	0.7	12	1.2	14	1.4	2	0.2	25	2.5	998
Centre	8	1.6	11	2.3	6	1.2	2	0.4	1	0.2	2	0.4	487
Fayette	26	2.6	10	1.0	8	0.8	3	0.3	5	0.5	33	3.2	1,017
Franklin	13	1.8	11	1.5	5	0.7	2	0.3	11	1.5	18	2.4	739
Monroe	55	3.2	46	2.7	46	2.7	28	1.6	14	0.8	29	1.7	1,703
Schuylkill	50	3.5	43	3.0	27	1.9	20	1.4	8	0.6	96	6.8	1,412
Washington	13	2.6	22	4.4	20	4.0	14	2.8	12	2.4	142	28.6	496
<b><u>5th Class Counties</u></b>													
Adams	0	--	0	--	0	--	1	0.3	0	--	0	--	348
Blair	9	0.9	8	0.8	5	0.5	6	0.6	2	0.2	2	0.2	987
Lawrence	38	4.5	28	3.3	31	3.7	24	2.8	14	1.7	40	4.7	847
Lebanon	22	2.5	19	2.1	14	1.6	14	1.6	17	1.9	86	9.6	892
Lycoming	5	0.9	3	0.5	2	0.3	0	--	0	--	3	0.5	573
Mercer	6	1.2	3	0.6	7	1.4	3	0.6	2	0.4	10	2.0	512
Northumberland	38	4.2	31	3.4	41	4.5	17	1.9	8	0.9	50	5.5	906

Common Pleas Civil Action Civil Other - 2019 Age of Pending Cases

	0-6		7-12		13-18		19-24		25-30		31-36		37-42	
	months	%	months	%	months	%	months	%	months	%	months	%	months	%
<b><u>6th Class Counties</u></b>														
Armstrong	127	36.7	72	20.8	43	12.4	33	9.5	24	6.9	15	4.3	11	3.2
Bedford	129	32.8	57	14.5	31	7.9	16	4.1	21	5.3	21	5.3	9	2.3
Bradford	137	21.6	84	13.2	58	9.1	57	9.0	56	8.8	50	7.9	45	7.1
Carbon	198	52.8	94	25.1	31	8.3	15	4.0	13	3.5	6	1.6	5	1.3
Clarion	67	27.6	35	14.4	18	7.4	8	3.3	19	7.8	17	7.0	25	10.3
Clearfield	149	52.5	34	12.0	29	10.2	27	9.5	13	4.6	16	5.6	6	2.1
Clinton	56	49.1	24	21.1	17	14.9	8	7.0	4	3.5	2	1.8	1	0.9
Columbia	143	37.8	85	22.5	42	11.1	42	11.1	37	9.8	12	3.2	2	0.5
Crawford	178	40.2	76	17.2	49	11.1	32	7.2	31	7.0	35	7.9	19	4.3
Elk	52	31.7	27	16.5	27	16.5	21	12.8	9	5.5	10	6.1	4	2.4
Greene	113	48.1	48	20.4	26	11.1	21	8.9	10	4.3	5	2.1	1	0.4
Huntingdon	91	26.6	48	14.0	20	5.8	19	5.6	17	5.0	24	7.0	16	4.7
Indiana	203	35.1	109	18.8	67	11.6	51	8.8	30	5.2	43	7.4	16	2.8
Jefferson	90	45.7	42	21.3	26	13.2	27	13.7	2	1.0	6	3.0	3	1.5
McKean	123	76.4	22	13.7	10	6.2	2	1.2	2	1.2	2	1.2	0	--
Mifflin	62	39.2	34	21.5	20	12.7	11	7.0	14	8.9	14	8.9	3	1.9
Perry	87	25.9	44	13.1	19	5.7	21	6.3	23	6.8	25	7.4	11	3.3
Pike	148	44.0	50	14.9	42	12.5	35	10.4	20	6.0	14	4.2	9	2.7
Somerset	202	40.2	111	22.1	84	16.7	42	8.3	19	3.8	11	2.2	9	1.8
Susquehanna	90	34.2	42	16.0	36	13.7	30	11.4	19	7.2	6	2.3	9	3.4
<b>Tioga*</b>														
Venango	121	25.9	68	14.6	40	8.6	35	7.5	27	5.8	25	5.4	23	4.9
Warren	61	36.1	23	13.6	17	10.1	11	6.5	10	5.9	7	4.1	7	4.1
Wayne	149	57.8	45	17.4	34	13.2	12	4.7	10	3.9	3	1.2	2	0.8
<b><u>7th Class Counties</u></b>														
Juniata	34	10.8	30	9.6	19	6.1	12	3.8	6	1.9	5	1.6	7	2.2
Snyder	64	50.4	22	17.3	14	11.0	10	7.9	7	5.5	2	1.6	2	1.6
Union	67	48.9	33	24.1	15	10.9	11	8.0	1	0.7	4	2.9	2	1.5
Wyoming	59	38.3	36	23.4	15	9.7	13	8.4	14	9.1	7	4.5	3	1.9
<b><u>8th Class Counties</u></b>														
Cameron	7	23.3	6	20.0	5	16.7	6	20.0	3	10.0	1	3.3	0	--
Forest	23	46.0	11	22.0	2	4.0	6	12.0	2	4.0	4	8.0	0	--
Fulton	12	20.0	17	28.3	7	11.7	3	5.0	4	6.7	2	3.3	3	5.0
Montour	47	19.7	40	16.7	28	11.7	26	10.9	25	10.5	16	6.7	8	3.3
Potter	30	16.9	21	11.8	17	9.6	18	10.1	15	8.4	23	12.9	5	2.8
Sullivan	15	39.5	6	15.8	7	18.4	3	7.9	2	5.3	2	5.3	0	--

\* Tioga County Age of Pending Civil Actions unavailable at time of publication.

Common Pleas Civil Action Civil Other - 2019 Age of Pending Cases

	43-48 months	%	49-54 months	%	55-60 months	%	61-66 months	%	67-72 months	%	over 72 months	%	Total
<b><u>6th Class Counties</u></b>													
Armstrong	4	1.2	7	2.0	3	0.9	3	0.9	1	0.3	3	0.9	346
Bedford	10	2.5	7	1.8	3	0.8	8	2.0	11	2.8	70	17.8	393
Bradford	39	6.2	27	4.3	22	3.5	14	2.2	7	1.1	38	6.0	634
Carbon	4	1.1	3	0.8	0	--	3	0.8	1	0.3	2	0.5	375
Clarion	19	7.8	20	8.2	7	2.9	3	1.2	1	0.4	4	1.6	243
Clearfield	1	0.4	2	0.7	2	0.7	0	--	3	1.1	2	0.7	284
Clinton	1	0.9	0	--	1	0.9	0	--	0	--	0	--	114
Columbia	4	1.1	5	1.3	0	--	0	--	1	0.3	5	1.3	378
Crawford	6	1.4	4	0.9	2	0.5	6	1.4	1	0.2	4	0.9	443
Elk	3	1.8	3	1.8	1	0.6	3	1.8	2	1.2	2	1.2	164
Greene	2	0.9	5	2.1	1	0.4	1	0.4	1	0.4	1	0.4	235
Huntingdon	9	2.6	13	3.8	15	4.4	20	5.8	10	2.9	40	11.7	342
Indiana	10	1.7	4	0.7	11	1.9	10	1.7	0	--	25	4.3	579
Jefferson	0	--	0	--	1	0.5	0	--	0	--	0	--	197
McKean	0	--	0	--	0	--	0	--	0	--	0	--	161
Mifflin	0	--	0	--	0	--	0	--	0	--	0	--	158
Perry	15	4.5	16	4.8	8	2.4	14	4.2	11	3.3	42	12.5	336
Pike	8	2.4	6	1.8	4	1.2	0	--	0	--	0	--	336
Somerset	5	1.0	7	1.4	2	0.4	0	--	3	0.6	8	1.6	503
Susquehanna	3	1.1	7	2.7	2	0.8	5	1.9	5	1.9	9	3.4	263
Tioga*													
Venango	17	3.6	19	4.1	15	3.2	13	2.8	18	3.9	46	9.9	467
Warren	7	4.1	10	5.9	8	4.7	7	4.1	1	0.6	0	--	169
Wayne	1	0.4	2	0.8	0	--	0	--	0	--	0	--	258
<b><u>7th Class Counties</u></b>													
Juniata	11	3.5	22	7.0	15	4.8	17	5.4	14	4.5	122	38.9	314
Snyder	1	0.8	0	--	0	--	0	--	1	0.8	4	3.1	127
Union	2	1.5	0	--	1	0.7	0	--	0	--	1	0.7	137
Wyoming	2	1.3	2	1.3	2	1.3	1	0.6	0	--	0	--	154
<b><u>8th Class Counties</u></b>													
Cameron	0	--	1	3.3	0	--	0	--	1	3.3	0	--	30
Forest	0	--	1	2.0	0	--	0	--	0	--	1	2.0	50
Fulton	5	8.3	6	10.0	0	--	0	--	0	--	1	1.7	60
Montour	5	2.1	13	5.4	10	4.2	4	1.7	3	1.3	14	5.9	239
Potter	6	3.4	8	4.5	1	0.6	5	2.8	1	0.6	28	15.7	178
Sullivan	1	2.6	2	5.3	0	--	0	--	0	--	0	--	38

\* Tioga County Age of Pending Civil Actions unavailable at time of publication.

---

---

## CIVIL

*... cases in which the plaintiff requests enforcement or protection of a right or the remedy for, or prevention of a wrong done by the defendant.*

<b>Age of Pending Cases</b>	A breakdown of the caseload by the interval of time elapsed from the date of first filing to year's end.
<b>Arbitration Appeal</b>	A category for civil cases appealed de novo from an arbitration award.
<b>Cases Processed</b>	Disposition categories include:  <b>Cases Decided by an Arbitration Board:</b> Civil Actions decided by a Board of Arbitrators following an evidentiary hearing.  <b>Default Judgments:</b> Judgments entered against a party who failed to defend against a claim that has been brought by another party.  <b>Dismissed/Discontinued:</b> A disposition category for cases dismissed or discontinued.  <b>Dispositive Motions:</b> Motions seeking a court order that entirely disposes of one or more claims in favor of the moving party without further court proceedings.  <b>Jury Trial:</b> A disposition category for cases resolved by the verdict of a jury.  <b>Moved to Inactive Status:</b> Cases removed from the pending inventory that have been administratively classified as inactive.  <b>Non-Jury Trial:</b> A disposition category for cases resolved by the verdict of a judge.  <b>Other:</b> A residual disposition category for cases that cannot be counted in the disposition categories listed.  <b>Pa.R.C.P. 230.2 Administrative Review:</b> Civil cases that are terminated due to inactivity after a reasonable period of time, as dictated by rule.  <b>Settlements:</b> A disposition category for cases in which litigants reach an agreement resolving the dispute.  <b>Transferred/Withdrawn:</b> Transferred - cases that have been assigned to another jurisdiction. Withdrawn - cases in which the plaintiff has retracted their filing before the court.
<b>Cases Transferred In</b>	Civil cases transferred from another jurisdiction.
<b>Civil Action</b>	A category of civil cases in which an action is brought to enforce, redress or protect private rights.

---

<b>Civil Other</b>	A residual category of civil cases which are not Civil Actions. Included in this category are mandamus, replevin, mortgage foreclosure, etc.
<b>Civil Appeals</b>	<p>Cases in which the party filing in the court of common pleas is disputing the decision from an administrative agency. Administrative agencies include the Board of Assessment, the County Board of Elections, the Department of Transportation and the Zoning Board. Cases may be appealed from a Magisterial District Judge or Philadelphia Municipal Court Judge, a board of arbitrators or an administrative agency.</p> <p><b>Statutory Appeal: Other</b> - a residual case type category of civil appeals; the challenge to an action specifically provided for by statute.</p> <p><b>Other</b> - a residual case type category for civil appeals that cannot be counted in the listed categories.</p>
<b>Contract</b>	<p>Civil cases involving a dispute over an express or implied agreement between two or more parties:</p> <p><b>Buyer Plaintiff</b> - cases where a plaintiff/buyer of goods or services brings suit against a defendant/seller of goods or services for failure to either deliver the goods or services or to honor a warranty as promised in an express or implied agreement.</p> <p><b>Debt Collection: Credit Card</b> - cases where the plaintiff brings suit against a defendant for failure to pay for the goods or services as promised in either an express or implied credit card agreement/contract.</p> <p><b>Debt Collection: Other</b> - a residual case type category for debt collection that cannot be counted as an attempt to collect a credit card debt.</p> <p><b>Employment Dispute: Discrimination</b> - cases in which the plaintiff/employee alleges that the defendant/employer denied hiring, salary increases, or other forms of advancement based on the employee's race, gender, national origin, or sexual orientation.</p> <p><b>Employment Dispute: Other</b> - cases involving allegations other than discrimination, for instance wrongful termination.</p> <p><b>Other</b> - a residual case type category for contract cases that cannot be counted in the listed categories, for instance fraud, bad faith.</p>
<b>Docketed Cases</b>	The number of cases which have been filed in the prothonotary's office and are intended to be litigated.
<b>Mass Tort</b>	<p>A civil action case that involves numerous plaintiffs suing one or several defendants for an action arising from negligence on the part of the defendant/defendants.</p> <p><b>Other</b> - a residual case type category for mass tort cases that cannot be counted in the listed categories.</p>

---

---

---

**Miscellaneous**

Civil cases that cannot be counted in the case type categories listed:

**Common Law/Statutory Arbitration:**

**Common Law Arbitration** - elements of the arbitration process that are governed by common law.

**Statutory Arbitration** - elements of the arbitration process that are dictated by statute.

**Declaratory Judgment** - cases in which the plaintiff is seeking a decision from the court deciding the legal rights, duties or status of the parties.

**Mandamus** - cases in which the plaintiff seeks to force an official to perform an act he/she is legally required to do. The purpose is only to enforce rights already established.

**Non-Domestic Relations Restraining Order** - cases in which a petition for a restraining order is not the result of a domestic altercation. Cases reported in this category include petitions filed under the Protection from Sexual Violence & Intimidation Act (42 Pa.C.S. §62A).

**Other** - a residual case type category for miscellaneous cases that cannot be counted in the listed categories.

**Quo Warranto** - cases in which the plaintiff seeks to challenge an individual's right to hold a public or corporate office.

**Replevin** - cases in which the plaintiff seeks to recover goods or other property from a defendant who has wrongfully taken or retained them.

**Professional Liability**

Malpractice tort cases in which the defendant is alleged to have failed to provide reasonable professional care, attention, or skill to their patient/client thereby causing physical and/or financial harm:

**Dental** - cases that allege misconduct or negligence by a person in the dental profession acting in their professional capacity.

**Legal** - cases that allege misconduct or negligence by a person in the legal profession acting in their professional capacity.

**Medical** - cases that allege misconduct or negligence by a person in the medical profession acting in their professional capacity.

**Other Professional** - malpractice cases that allege misconduct or negligence by a person other than those previously specified such as accountants and architects.

---

---

## Real Property

Civil cases involving disputes over the ownership, use, boundaries, or value of real property. Real property is land and the things attached to it:

**Ejectment** - cases where the plaintiff brings suit in order to recover possession of land.

**Eminent Domain** - cases where property is taken by the government and the property owner files suit to halt the action.

**Ground Rent** - cases in which the plaintiff/landlord seeks to recover rent paid for the use of land.

**Landlord/Tenant Dispute** - cases where the plaintiff alleges a breach of the lease agreement between a landlord and a tenant, such as eviction.

**Mortgage Foreclosure: Residential/Commercial** - cases in which a mortgage holder such as a bank or finance company brings suit to take possession of and sell the mortgaged property to satisfy a debt.

**Other** - a residual case type category for real property cases that cannot be counted in the listed categories, such as alleged violations of housing code, mobile park evictions.

**Partition** - cases where the plaintiff brings suit in order to obtain a court ordered division of jointly owned real property.

**Quiet Title** - cases in which the plaintiff sues to have the court resolve conflicts over real property.

## Returned to Active

Cases previously deemed “inactive” that are being brought back into the pending inventory.

## Tort

A civil wrong arising from an act or failure to act, independent of a contract, for which an action for personal injury or property damages may be brought:

**Intentional** - cases in which injury to property or person is alleged to have been willfully done.

**Malicious Prosecution** - intentionally initiating a legal action that is brought without probable cause.

**Motor Vehicle** - cases involving personal injury, property damage, or wrongful death resulting from alleged negligence while operating a motor vehicle.

**Nuisance** - cases which involve activities that are unreasonable, unwarranted or unlawful, such as excess noise, traffic increase, and public disturbances.

**Other** - a residual case type category for tort cases that cannot be counted in the listed categories.

---

---

**Premises Liability** - cases involving claims brought against the owner of real property where the condition of the property is alleged to be the cause of personal injury.

**Product Liability** - cases involving the alleged responsibility of a vendor or manufacturer of goods to compensate for injury caused by defective merchandise.

**Slander/Libel/Defamation** - cases alleging harm to the reputation, community standing or livelihood of the plaintiff caused by false or misleading statements made by the defendant.

Note:

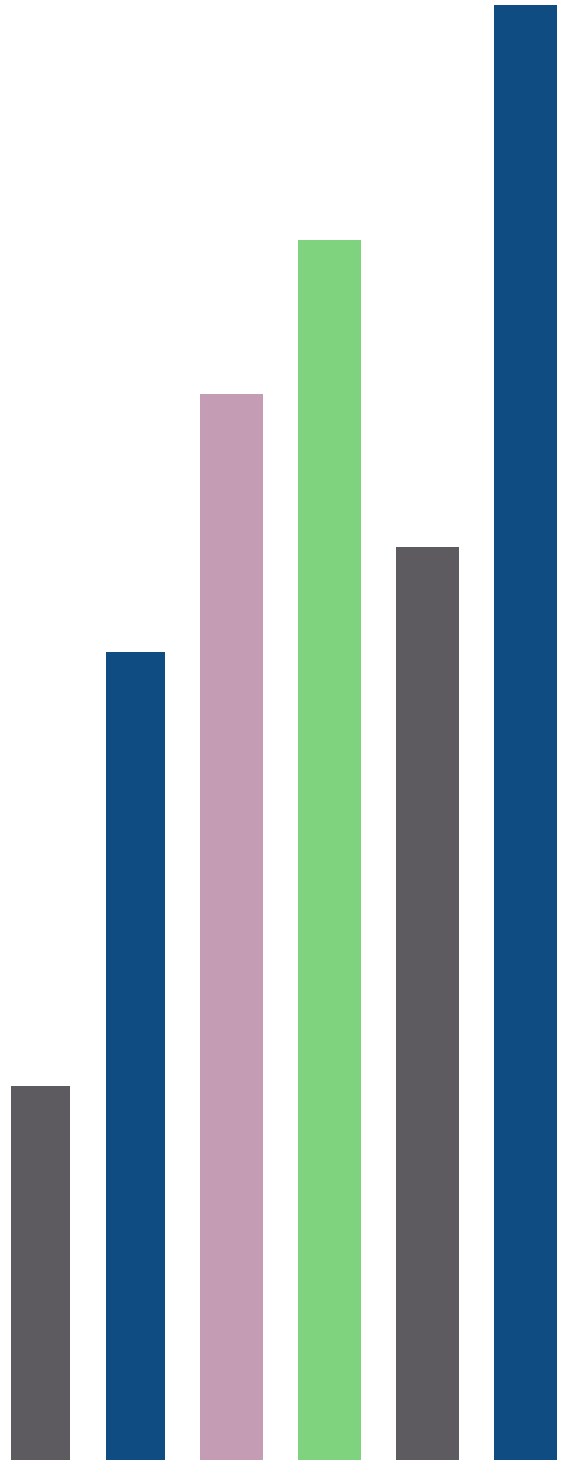
\* Pennsylvania's Municipal Claims and Tax Liens Act (53 P.S. §7101 et seq.) ("MCLTA") governs the procedure across the Commonwealth for the recovery of tax and other municipal claims through the sale of real property. While a majority of jurisdictions in the Commonwealth enforce such claims via writs of scire facias, the MCLTA provides an alternative procedure for Cities of the First Class. 53 P.S. §7283. As Philadelphia is the sole City of the First Class in the Commonwealth, only Philadelphia's Department of Revenue uses the "§7283 Petition" procedure to seek a Decree allowing for Sheriff's Sale of real property after a lien has been established. From 2010 to 2016, the City saw a 1,210% increase in the number of §7283 Petitions filed.

The MCLTA requires that when seeking a Decree permitting sale of the property, the City must file a Petition outlining the municipal claims it seeks to recover. Whether or not a responsive pleading is filed, the trial court must hold a hearing on the record and make an independent inquiry as to whether the service requirements of the MCLTA have been met before entering a Decree. *City of Philadelphia v. Manu*, 76 A.3d 601 (Pa. Cmwlth. 2013), *U.S. Nat'l Ass'n v. United Hands Community Land Trust*, 129 A.3d 627 (Pa. Cmwlth. 2015). If a Respondent files an Answer to the Petition, or either party makes a request, a substantive hearing on the Petition is scheduled before a Judge of the Court of Common Pleas.

\*\* For detailed information on Mass Tort cases docketed and processed in Philadelphia in 2019, please see the First Judicial District's Annual Report at: <https://www.courts.phila.gov/pdf/report/2019-First-Judicial-District-Annual-Report.pdf>.



# Domestic Relations Section



# 2019 Common Pleas State Totals Protection From Abuse

**Cases Pending 1/1/19** 8,126<sup>(R)</sup>

New Cases Filed 39,132

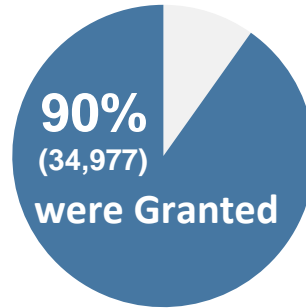
**Of the New Cases Filed:**

**Cases Available for Processing** 47,258

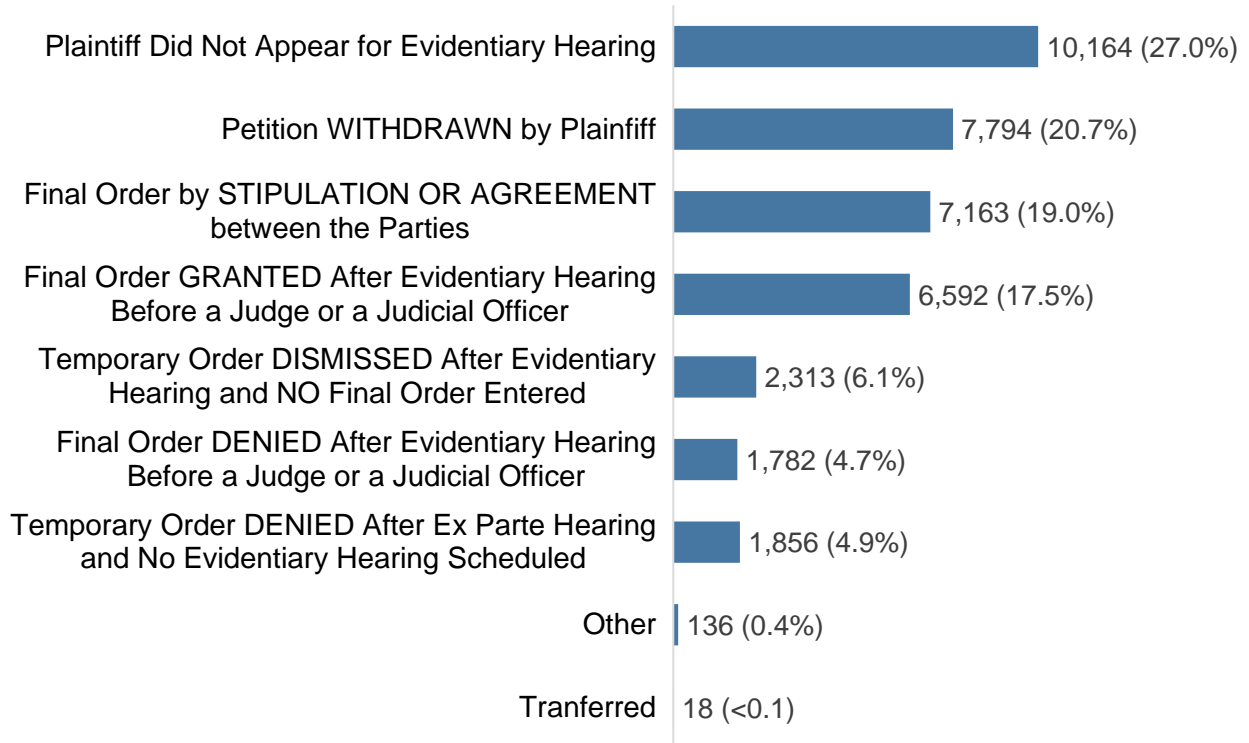
Temporary Orders Requested 38,890

**Cases Processed** 37,818

**Cases Pending 12/31/19** 9,440



**Processed Due To:**



(R) - Revised

Mercer The combined number of Temporary Orders Denied and Granted does NOT equal the number of Petitions Requesting Temporary Orders due to Petitions that decide not to proceed prior to an initial hearing.

Family Court Caseload - 2019 Protection From Abuse Filings

	Begin Pending	New Cases Filed	Cases Processed	End Pending	Of the New Cases Filed:					
					Petitions Requesting Temporary Orders	%	Temporary Orders Denied	%	Temporary Orders Granted	%
<b><u>1st Class County</u></b>										
Philadelphia	3,438	8,593	7,795	4,236	8,593	100.0	103	1.2	8,490	98.8
<b><u>2nd Class County</u></b>										
Allegheny	57	3,457	3,470	44	3,457	100.0	341	9.9	3,116	90.1
<b><u>2A Class Counties</u></b>										
Bucks	17	689	693	13	669	97.1	68	10.2	601	89.8
Delaware	572	2,037	1,946	663	2,037	100.0	406	19.9	1,631	80.1
Montgomery	205	1,551	1,521	235	1,551	100.0	134	8.6	1,417	91.4
<b><u>3rd Class Counties</u></b>										
Berks	221	1,606	1,595	232	1,606	100.0	240	14.9	1,366	85.1
Chester	297 (R)	594	569	322	594	100.0	34	5.7	560	94.3
Cumberland	217	393	352	258	391	99.5	21	5.4	370	94.6
Dauphin	74	1,110	1,097	87	1,110	100.0	180	16.2	930	83.8
Erie	73	790	785	78	768	97.2	256	33.3	512	66.7
Lackawanna	1,285	917	736	1,466	917	100.0	32	3.5	885	96.5
Lancaster	69	1,106	1,138	37	1,106	100.0	154	13.9	952	86.1
Lehigh	93	1,490	1,492	91	1,490	100.0	200	13.4	1,290	86.6
Luzerne	3	1,509	1,507	5	1,509	100.0	109	7.2	1,400	92.8
Northampton	20 (R)	1,002	941	81	1,002	100.0	148	14.8	854	85.2
Westmoreland	160	831	875	116	831	100.0	59	7.1	772	92.9
York	72	1,112	1,114	70	928	83.5	149	16.1	779	83.9
<b><u>4th Class Counties</u></b>										
Beaver	135	554	573	116	554	100.0	76	13.7	478	86.3
Butler	102	395	397	100	395	100.0	26	6.6	369	93.4
Cambria	13	225	224	14	225	100.0	47	20.9	178	79.1
Centre	66	302	310	58	302	100.0	17	5.6	285	94.4
Fayette	36	610	589	57	610	100.0	88	14.4	522	85.6
Franklin	11	143	137	17	143	100.0	15	10.5	128	89.5
Monroe	10	628	610	28	628	100.0	130	20.7	498	79.3
Schuylkill	31	380	375	36	380	100.0	14	3.7	366	96.3
Washington	108	603	555	156	603	100.0	77	12.8	526	87.2
<b><u>5th Class Counties</u></b>										
Adams	4	134	129	9	134	100.0	10	7.5	124	92.5
Blair	113	588	581	120	588	100.0	6	1.0	582	99.0
Lawrence	98	434	400	132	434	100.0	55	12.7	379	87.3
Lebanon	53	469	468	54	469	100.0	88	18.8	381	81.2
Lycoming	9	392	392	9	392	100.0	20	5.1	372	94.9
Mercer*	47	411	384	74	411	100.0	4	1.0	308	74.9
Northumberland	11	367	365	13	366	99.7	63	17.2	303	82.8

(R) - Revised

\* See note on Page 46

Family Court Caseload - 2019 Protection From Abuse Filings

Of the New Cases Filed:

	Begin Pending	New Cases Filed	Cases Processed	End Pending	Petitions Requesting Temporary Orders	%	Temporary Orders Denied	%	Temporary Orders Granted	%
<b><u>6th Class Counties</u></b>										
Armstrong	19	190	193	16	190	100.0	8	4.2	182	95.8
Bedford	13	136	130	19	136	100.0	11	8.1	125	91.9
Bradford	20	355	349	26	355	100.0	87	24.5	268	75.5
Carbon	23	327	328	22	326	99.7	59	18.1	267	81.9
Clarion	2	69	64	7	69	100.0	1	1.4	68	98.6
Clearfield	8	153	154	7	153	100.0	4	2.6	149	97.4
Clinton	15 (R)	90	74	31	90	100.0	6	6.7	84	93.3
Columbia	23	157	154	26	157	100.0	6	3.8	151	96.2
Crawford	4 (R)	164	160	8	164	100.0	0	--	164	100.0
Elk	13 (R)	84	86	11	84	100.0	19	22.6	65	77.4
Greene	6	121	122	5	109	90.1	3	2.8	106	97.2
Huntingdon	14	120	115	19	120	100.0	29	24.2	91	75.8
Indiana	23	180	189	14	180	100.0	2	1.1	178	98.9
Jefferson	2	92	88	6	92	100.0	12	13.0	80	87.0
McKean	15	56	45	26	56	100.0	1	1.8	55	98.2
Mifflin	12	86	80	18	86	100.0	1	1.2	85	98.8
Perry	15	102	107	10	102	100.0	15	14.7	87	85.3
Pike	70	217	244	43	217	100.0	89	41.0	128	59.0
Somerset	6	71	71	6	71	100.0	6	8.5	65	91.5
Susquehanna	22 (R)	195	202	15	195	100.0	21	10.8	174	89.2
Tioga	17	20	24	13	20	100.0	1	5.0	19	95.0
Venango	9	126	131	4	126	100.0	11	8.7	115	91.3
Warren	8	60	65	3	60	100.0	1	1.7	59	98.3
Wayne	14 (R)	166	164	16	166	100.0	16	9.6	150	90.4
<b><u>7th Class Counties</u></b>										
Juniata	2	19	18	3	19	100.0	2	10.5	17	89.5
Snyder	11	88	87	12	88	100.0	11	12.5	77	87.5
Union	1	68	62	7	68	100.0	0	--	68	100.0
Wyoming	7	88	87	8	88	100.0	11	12.5	77	87.5
<b><u>8th Class Counties</u></b>										
Cameron	3	10	10	3	10	100.0	2	20.0	8	80.0
Forest	2	4	6	0	4	100.0	0	--	4	100.0
Fulton	0	10	10	0	10	100.0	1	10.0	9	90.0
Montour	4	30	27	7	30	100.0	1	3.3	29	96.7
Potter	1	43	43	1	43	100.0	6	14.0	37	86.0
Sullivan	2	13	14	1	13	100.0	1	7.7	12	92.3

(R) - Revised

Family Court Caseload - 2019 Protection From Abuse Processed

	Final Order				Temporary Order				Plaintiff Did Not Appear	
	Granted	%	Denied	%	Dismissed	%	Denied	%		%
<b><u>1st Class County</u></b>										
Philadelphia	1,143	14.7	43	0.6	408	5.2	0	--	4,469	57.3
<b><u>2nd Class County</u></b>										
Allegheny	550	15.9	105	3.0	0	--	203	5.9	942	27.1
<b><u>2A Class Counties</u></b>										
Bucks	227	32.8	54	7.8	5	0.7	30	4.3	122	17.6
Delaware	191	9.8	167	8.6	0	--	138	7.1	613	31.5
Montgomery	232	15.3	178	11.7	0	--	100	6.6	290	19.1
<b><u>3rd Class Counties</u></b>										
Berks	194	12.2	8	0.5	353	22.1	96	6.0	365	22.9
Chester	84	14.8	81	14.2	177	31.1	11	1.9	45	7.9
Cumberland	60	17.0	14	4.0	13	3.7	4	1.1	16	4.5
Dauphin	238	21.7	189	17.2	0	--	128	11.7	114	10.4
Erie	109	13.9	63	8.0	0	--	256	32.6	101	12.9
Lackawanna	83	11.3	8	1.1	0	--	0	--	108	14.7
Lancaster	148	13.0	61	5.4	0	--	0	--	292	25.7
Lehigh	267	17.9	2	0.1	262	17.6	51	3.4	361	24.2
Luzerne	250	16.6	93	6.2	0	--	0	--	251	16.7
Northampton	317	33.7	63	6.7	216	23.0	59	6.3	81	8.6
Westmoreland	151	17.3	0	--	152	17.4	60	6.9	170	19.4
York	145	13.0	97	8.7	24	2.2	8	0.7	271	24.3
<b><u>4th Class Counties</u></b>										
Beaver	83	14.5	16	2.8	172	30.0	70	12.2	138	24.1
Butler	54	13.6	14	3.5	134	33.8	26	6.5	77	19.4
Cambria	32	14.3	25	11.2	1	0.4	36	16.1	11	4.9
Centre	78	25.2	22	7.1	51	16.5	13	4.2	25	8.1
Fayette	109	18.5	21	3.6	1	0.2	18	3.1	179	30.4
Franklin	5	3.6	0	--	81	59.1	12	8.8	0	--
Monroe	74	12.1	75	12.3	0	--	5	0.8	170	27.9
Schuylkill	86	22.9	36	9.6	0	--	14	3.7	76	20.3
Washington	108	19.5	35	6.3	0	--	77	13.9	82	14.8
<b><u>5th Class Counties</u></b>										
Adams	24	18.6	8	6.2	0	--	7	5.4	0	--
Blair	77	13.3	1	0.2	67	11.5	1	0.2	59	10.2
Lawrence	52	13.0	20	5.0	65	16.3	44	11.0	129	32.3
Lebanon	101	21.6	10	2.1	3	0.6	76	16.2	65	13.9
Lycoming	47	12.0	21	5.4	0	--	18	4.6	36	9.2
Mercer	142	37.0	47	12.2	0	--	4	1.0	45	11.7
Northumberland	118	32.3	19	5.2	15	4.1	60	16.4	57	15.6

Family Court Caseload - 2019 Protection From Abuse Processed

	Petition Withdrawn	%	Stipulation or Agreement	%	Other	%	Tranferred	%	Cases Processed
<b><u>1st Class County</u></b>									
Philadelphia	673	8.6	1,028	13.2	31	0.4	0	--	7,795
<b><u>2nd Class County</u></b>									
Allegheny	1,092	31.5	577	16.6	0	--	1	<0.1	3,470
<b><u>2A Class Counties</u></b>									
Bucks	121	17.5	127	18.3	4	0.6	3	0.4	693
Delaware	653	33.6	184	9.5	0	--	0	--	1,946
Montgomery	432	28.4	289	19.0	0	--	0	--	1,521
<b><u>3rd Class Counties</u></b>									
Berks	344	21.6	235	14.7	0	--	0	--	1,595
Chester	56	9.8	115	20.2	0	--	0	--	569
Cumberland	84	23.9	161	45.7	0	--	0	--	352
Dauphin	164	14.9	258	23.5	6	0.5	0	--	1,097
Erie	43	5.5	212	27.0	0	--	1	0.1	785
Lackawanna	316	42.9	221	30.0	0	--	0	--	736
Lancaster	471	41.4	166	14.6	0	--	0	--	1,138
Lehigh	307	20.6	234	15.7	3	0.2	5	0.3	1,492
Luzerne	451	29.9	462	30.7	0	--	0	--	1,507
Northampton	98	10.4	107	11.4	0	--	0	--	941
Westmoreland	223	25.5	119	13.6	0	--	0	--	875
York	251	22.5	318	28.5	0	--	0	--	1,114
<b><u>4th Class Counties</u></b>									
Beaver	45	7.9	46	8.0	2	0.3	1	0.2	573
Butler	35	8.8	57	14.4	0	--	0	--	397
Cambria	21	9.4	96	42.9	2	0.9	0	--	224
Centre	29	9.4	55	17.7	37	11.9	0	--	310
Fayette	118	20.0	143	24.3	0	--	0	--	589
Franklin	0	--	39	28.5	0	--	0	--	137
Monroe	105	17.2	181	29.7	0	--	0	--	610
Schuylkill	58	15.5	105	28.0	0	--	0	--	375
Washington	158	28.5	93	16.8	0	--	2	0.4	555
<b><u>5th Class Counties</u></b>									
Adams	30	23.3	60	46.5	0	--	0	--	129
Blair	197	33.9	178	30.6	0	--	1	0.2	581
Lawrence	40	10.0	48	12.0	1	0.3	1	0.3	400
Lebanon	111	23.7	102	21.8	0	--	0	--	468
Lycoming	92	23.5	178	45.4	0	--	0	--	392
Mercer	103	26.8	42	10.9	1	0.3	0	--	384
Northumberland	67	18.4	26	7.1	3	0.8	0	--	365

Family Court Caseload - 2019 Protection From Abuse Processed

	Final Order				Temporary Order				Plaintiff Did Not Appear	
	Granted	%	Denied	%	Dismissed	%	Denied	%	Not Appear	%
<b><u>6th Class Counties</u></b>										
Armstrong	44	22.8	2	1.0	21	10.9	2	1.0	21	10.9
Bedford	22	16.9	3	2.3	0	--	0	--	13	10.0
Bradford	91	26.1	3	0.9	32	9.2	80	22.9	59	16.9
Carbon	63	19.2	43	13.1	0	--	0	--	65	19.8
Clarion	9	14.1	5	7.8	5	7.8	0	--	2	3.1
Clearfield	76	49.4	9	5.8	0	--	4	2.6	6	3.9
Clinton	28	37.8	8	10.8	4	5.4	0	--	1	1.4
Columbia	94	61.0	6	3.9	0	--	0	--	12	7.8
Crawford	18	11.3	4	2.5	0	--	0	--	20	12.5
Elk	16	18.6	3	3.5	3	3.5	11	12.8	11	12.8
Greene	12	9.8	2	1.6	0	--	4	3.3	28	23.0
Huntingdon	14	12.2	3	2.6	5	4.3	15	13.0	14	12.2
Indiana	35	18.5	10	5.3	0	--	2	1.1	14	7.4
Jefferson	20	22.7	2	2.3	1	1.1	11	12.5	1	1.1
McKean	30	66.7	1	2.2	6	13.3	1	2.2	0	--
Mifflin	23	28.8	1	1.3	0	--	0	--	7	8.8
Perry	24	22.4	2	1.9	1	0.9	0	--	9	8.4
Pike	42	17.2	25	10.2	7	2.9	53	21.7	23	9.4
Somerset	16	22.5	2	2.8	1	1.4	0	--	8	11.3
Susquehanna	57	28.2	30	14.9	2	1.0	20	9.9	15	7.4
Tioga	10	41.7	0	--	0	--	1	4.2	0	--
Venango	73	55.7	0	--	0	--	6	4.6	13	9.9
Warren	20	30.8	2	3.1	0	--	1	1.5	1	1.5
Wayne	25	15.2	7	4.3	0	--	0	--	42	25.6
<b><u>7th Class Counties</u></b>										
Juniata	8	44.4	0	--	2	11.1	1	5.6	2	11.1
Snyder	27	31.0	7	8.0	6	6.9	2	2.3	3	3.4
Union	33	53.2	0	--	7	11.3	1	1.6	3	4.8
Wyoming	46	52.9	1	1.1	4	4.6	10	11.5	6	6.9
<b><u>8th Class Counties</u></b>										
Cameron	2	20.0	1	10.0	0	--	2	20.0	1	10.0
Forest	1	16.7	0	--	0	--	0	--	1	16.7
Fulton	5	50.0	0	--	4	40.0	1	10.0	0	--
Montour	11	40.7	0	--	1	3.7	1	3.7	2	7.4
Potter	11	25.6	4	9.3	0	--	1	2.3	1	2.3
Sullivan	7	50.0	0	--	1	7.1	1	7.1	0	--

Family Court Caseload - 2019 Protection From Abuse Processed

	Petition Withdrawn	%	Stipulation or Agreement	%	Other	%	Tranferred	%	Cases Processed
<b><u>6th Class Counties</u></b>									
Armstrong	37	19.2	63	32.6	2	1.0	1	0.5	193
Bedford	24	18.5	63	48.5	5	3.8	0	--	130
Bradford	53	15.2	31	8.9	0	--	0	--	349
Carbon	101	30.8	56	17.1	0	--	0	--	328
Clarion	5	7.8	37	57.8	1	1.6	0	--	64
Clearfield	7	4.5	51	33.1	1	0.6	0	--	154
Clinton	21	28.4	11	14.9	1	1.4	0	--	74
Columbia	33	21.4	9	5.8	0	--	0	--	154
Crawford	37	23.1	79	49.4	2	1.3	0	--	160
Elk	24	27.9	18	20.9	0	--	0	--	86
Greene	30	24.6	45	36.9	1	0.8	0	--	122
Huntingdon	18	15.7	38	33.0	8	7.0	0	--	115
Indiana	66	34.9	61	32.3	1	0.5	0	--	189
Jefferson	8	9.1	45	51.1	0	--	0	--	88
McKean	7	15.6	0	--	0	--	0	--	45
Mifflin	18	22.5	31	38.8	0	--	0	--	80
Perry	34	31.8	37	34.6	0	--	0	--	107
Pike	56	23.0	38	15.6	0	--	0	--	244
Somerset	12	16.9	26	36.6	6	8.5	0	--	71
Susquehanna	43	21.3	35	17.3	0	--	0	--	202
Tioga	12	50.0	1	4.2	0	--	0	--	24
Venango	35	26.7	0	--	3	2.3	1	0.8	131
Warren	9	13.8	32	49.2	0	--	0	--	65
Wayne	49	29.9	39	23.8	2	1.2	0	--	164
<b><u>7th Class Counties</u></b>									
Juniata	2	11.1	2	11.1	1	5.6	0	--	18
Snyder	19	21.8	21	24.1	2	2.3	0	--	87
Union	18	29.0	0	--	0	--	0	--	62
Wyoming	14	16.1	1	1.1	4	4.6	1	1.1	87
<b><u>8th Class Counties</u></b>									
Cameron	2	20.0	2	20.0	0	--	0	--	10
Forest	0	--	4	66.7	0	--	0	--	6
Fulton	0	--	0	--	0	--	0	--	10
Montour	6	22.2	2	7.4	4	14.8	0	--	27
Potter	5	11.6	19	44.2	2	4.7	0	--	43
Sullivan	1	7.1	4	28.6	0	--	0	--	14



---

---

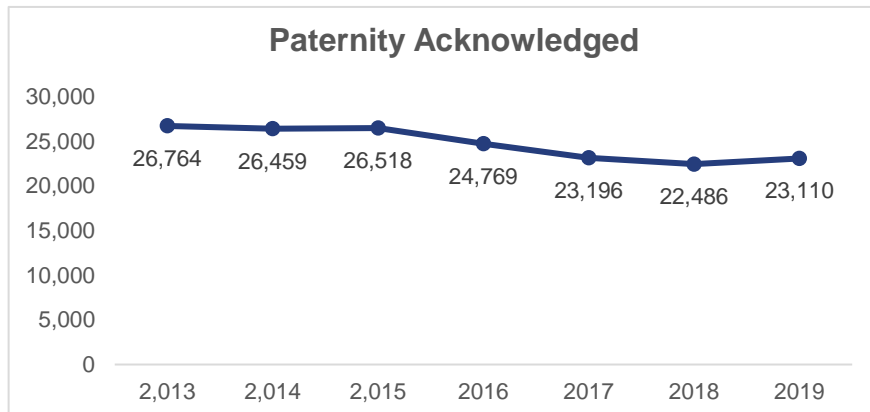
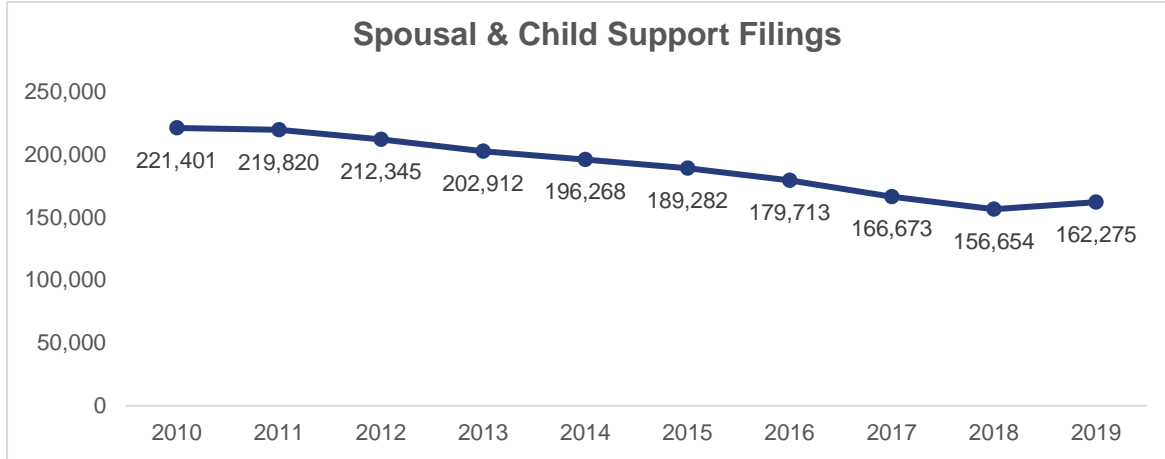
## **PROTECTION FROM ABUSE**

*... cases in which a plaintiff has petitioned the court of common pleas for relief from abuse by a defendant who is a household member, intimate partner, or shares biological parenthood.*

<b>Cases Processed</b>	A petition is processed when a final order granting or denying the petition is entered by the court, or the petition is dismissed, denied, withdrawn, or otherwise terminated.
<b>Final Order After Evidentiary Hearing Before a Judge</b>	A final order granting or denying the petition is entered following an evidentiary hearing before a judge.
<b>Final Order by Stipulation or Agreement Between the Parties</b>	A petition was resolved by stipulation or agreement between the parties regardless of whether or not a hearing was started before the court. Also included in this category are consent agreements.
<b>New Cases Filed</b>	A new case is a petition filed with the prothonotary during the year, regardless of the number of protected persons listed on the petition. NOT included are indirect criminal contempt actions or ancillary petitions such as petitions to modify, extend or terminate an existing order.
<b>Other Disposition</b>	A residual disposition category for petitions processed by procedures not specified in the main disposition categories.
<b>Petitions Requesting Temporary Orders</b>	Of the new petitions filed, the number of plaintiffs requesting a temporary protection order.
<b>Petition Withdrawn by Plaintiff</b>	A petition is withdrawn by the petitioner prior to or during the hearing.
<b>Plaintiff Did Not Appear for an Evidentiary Hearing</b>	A petition was terminated because the plaintiff did not attend the scheduled hearing.
<b>Temporary Orders Denied</b>	Of those plaintiffs requesting a temporary order, the number of requests that were denied.
<b>Temporary Order Denied After Ex Parte Hearing and No Evidentiary Hearing Scheduled</b>	The petition is terminated due to the denial of a temporary order and no further proceedings are scheduled.
<b>Temporary Order Dismissed After Evidentiary Hearing and No Final Order Entered</b>	A temporary order was granted, but later dismissed at either the 10-day hearing or following a period where the temporary order was continued; no final order is entered and no further proceedings are scheduled.
<b>Temporary Orders Granted</b>	Of those plaintiffs requesting a temporary order, the number of requests that were granted.
<b>Transferred to Another Jurisdiction</b>	A petition was transferred to another jurisdiction for disposition. Active PFA orders transferred to another jurisdiction for enforcement are NOT included.

# 2019 Common Pleas State Totals Support & Paternity

Spousal & Child Support		Paternity	
<b>Cases Pending 1/1/19</b>	<b>47,791</b>	<b><u>Acknowledgements Filed:</u></b>	
New Cases Filed	162,275	Non-Domestic Relations Section	18,743
Dockets Transferred In (plus)	2,916	During Conference	3,459
Dockets Transferred Out (minus)	2,666	Non-Stipulated (post genetic test)	287
		Pre-Trial Conference	621
<b>Cases Available for Processing</b>	<b>210,316</b>	<b>Total</b>	<b>23,110</b>
Processed By:		<b><u>Established:</u></b>	
Judge	6,106	Stipulated by Genetic Test	2,689
Non-Judicial Officer	154,298	Default: Father Failed to Appear	1,444
<i>Intake Officer</i>	137,719	Adjudication by Court Proceeding	129
<i>Hearing Officer</i>	16,579	Out of State	4,617
Other	113	<b>Total</b>	<b>8,879</b>
<b>Cases Processed</b>	<b>160,517</b>		
<b>Cases Pending 12/31/19</b>	<b>49,799</b>	<b>Pending as of 12/31/2019</b>	<b>13,914</b>



Data Provided by PACSES

---

---

## PACSES NOTE

Support data for each judicial district are supplied to the Administrative Office from the Department of Public Welfare's automated system "Pennsylvania Child Support Enforcement System" (PACSES). The Non-Judicial Officer disposition category is divided into two subcategories - Conference/Intake Officer and Hearing Officer - to better reflect the different procedures by which support cases may be disposed.

Pa.R.C.P.1910.10 requires counties to choose one of two procedures for hearing support matters. The president judge or the administrative judge of the family division of each county must certify to the Domestic Relations Procedural Rules Committee that support proceedings are conducted in accordance with Rule 1910.11 or Rule 1910.12.

In counties operating under Pa.R.C.P.1910.11, a conference is held before a conference/intake officer, an interim order is then entered, and if one or both of the parties are dissatisfied, a hearing *de novo* is held before a judge. Counties operating under Pa.R.C.P.1910.11 do not utilize hearing officers; hearing officers are attorneys appointed by the court.

The procedures set forth in Pa.R.C.P.1910.12 provide for a conference before a conference/intake officer and an interim order. If one or both parties are not satisfied with the interim order, a *de novo* hearing on the record is held before a hearing officer. The hearing officer then issues a report with recommendations, to which the parties may file exceptions with a judge.

<u>Pa. R.C.P. 1910.11</u>			<u>Pa. R.C.P. 1910.12</u>	
Adams	Fulton	Somerset	Allegheny	Lebanon
Beaver	Greene	Sullivan	Armstrong	Lehigh
Bedford	Huntingdon	Tioga	Berks	Luzerne
Blair	Jefferson	Union	Bradford	Lycoming
Bucks	Juniata	Wayne	Cambria	McKean
Butler	Lancaster	Wyoming	Carbon	Monroe
Cameron	Lawrence	York	Chester	Montgomery *
Centre	Mercer		Clarion	Montour
Clearfield	Mifflin		Columbia	Philadelphia
Clinton	Northampton		Cumberland	Schuylkill
Crawford	Northumberland		Elk	Susquehanna
Dauphin	Perry		Forest	Venango
Delaware	Pike		Franklin	Warren
Erie	Potter		Indiana	Washington
Fayette	Snyder		Lackawanna	Westmoreland

\* Montgomery County uses hearings conducted by a conciliator, which is followed by an off-the-record *de novo* hearing before an attorney master/conference officer, followed by a *de novo* hearing before a judge.

Please note that in support cases, the "Other" category is only used to report cases that are transferred to another county or state. Dismissals, withdrawals, stipulations and agreements between the parties are included in the Conference/Intake Officer, Hearing Officer, or Judge categories, as appropriate.

Family Court Caseload - 2019 Spousal & Child Support

	Begin Pending	New Cases Filed	(plus) Dockets Transferred In	(minus) Dockets Transferred Out	Cases Processed	End Pending	Processed By:			
							Judge	Intake Officer	Hearing Officer	Other
<b><u>1st Class County</u></b>										
Philadelphia	20,545	27,793	316	281	25,907	22,466	280	20,210	5,411	6
<b><u>2nd Class County</u></b>										
Allegheny	4,734	14,354	86	158	14,626	4,390	216	11,146	3,264	0
<b><u>2A Class Counties</u></b>										
Bucks	916	4,587	47	123	4,539	888	854	3,683	1	1
Delaware	1,871	6,576	117	176	6,646	1,742	837	3,103	2,702	4
Montgomery	778	3,873	74	51	4,003	671	90	2,809	1,016	88
<b><u>3rd Class Counties</u></b>										
Berks	1,971	6,454	71	90	6,609	1,797	76	5,772	758	3
Chester	733	2,613	75	140	2,542	739	82	2,324	135	1
Cumberland	372	2,622	54	50	2,630	368	14	2,456	160	0
Dauphin	1,131	5,779	165	60	5,741	1,274	261	5,479	0	1
Erie	812	6,289	55	32	6,079	1,045	337	5,742	0	0
Lackawanna	634	3,569	37	141	3,412	687	0	3,343	69	0
Lancaster	1,351	5,399	129	160	5,437	1,282	567	4,870	0	0
Lehigh	761	3,860	126	121	3,900	726	48	3,374	477	1
Luzerne	433	2,806	43	19	2,690	573	78	2,602	9	1
Northampton	762	4,484	134	136	4,454	790	407	4,047	0	0
Westmoreland	1,291	4,237	68	51	4,189	1,356	42	4,001	146	0
York	801	6,423	104	50	6,292	986	296	5,996	0	0
<b><u>4th Class Counties</u></b>										
Beaver	323	1,983	18	13	2,042	269	97	1,945	0	0
Butler	239	1,638	18	23	1,618	254	132	1,485	0	1
Cambria	418	2,368	84	37	2,406	427	20	2,265	119	2
Centre	104	1,049	14	7	1,020	140	24	996	0	0
Fayette	294	2,094	20	18	2,115	275	67	2,048	0	0
Franklin	288	2,004	28	21	2,033	266	4	1,963	66	0
Monroe	238	1,626	32	54	1,544	298	5	1,460	79	0
Schuylkill	247	1,988	28	15	1,989	259	0	1,941	48	0
Washington	581	2,038	32	31	2,047	573	25	1,786	236	0
<b><u>5th Class Counties</u></b>										
Adams	227	1,499	24	13	1,446	291	65	1,381	0	0
Blair	547	1,859	30	17	2,043	376	132	1,911	0	0
Lawrence	299	1,881	10	37	1,869	284	114	1,755	0	0
Lebanon	391	2,117	39	33	2,129	385	55	1,656	418	0
Lycoming	135	1,709	16	32	1,697	131	20	1,479	198	0
Mercer	456	2,913	23	68	2,750	574	119	2,631	0	0
Northumberland	150	1,156	42	29	1,166	153	36	1,098	32	0

Data provided by PACSES

\* "Exceptions" from a Master/Conference Officer are not reported by PACSES.

Family Court Caseload - 2019 Spousal & Child Support

	Begin Pending	New Cases Filed	(plus) Dockets Transferred In	(minus) Dockets Transferred Out	Cases Processed	End Pending	Processed By:			
							Judge	Intake Officer	Hearing Officer	Other
<b><u>6th Class Counties</u></b>										
Armstrong	128	660	10	8	704	86	6	611	87	0
Bedford	99	517	5	4	513	104	48	465	0	0
Bradford	150	1,336	8	12	1,331	151	129	813	389	0
Carbon	171	1,133	59	49	1,135	179	8	1,058	69	0
Clarion	51	668	6	9	644	72	2	620	22	0
Clearfield	106	1,148	153	3	1,312	92	28	1,284	0	0
Clinton	41	568	12	4	576	41	25	551	0	0
Columbia/Montour*	186	1,156	17	31	1,148	180	11	1,063	74	0
Crawford	145	1,240	17	25	1,243	134	35	1,208	0	0
Elk	50	361	1	1	331	80	3	278	50	0
Greene	190	775	10	10	798	167	45	753	0	0
Huntingdon	153	997	212	13	1,222	127	31	1,191	0	0
Indiana	125	991	101	15	1,018	184	2	965	51	0
Jefferson	92	531	8	9	555	67	23	531	0	1
McKean	61	437	2	8	384	108	15	76	293	0
Mifflin	99	1,078	13	18	1,023	149	38	985	0	0
Perry	104	484	14	22	489	91	19	468	0	2
Pike	114	705	18	11	732	94	41	691	0	0
Somerset	175	897	5	11	922	144	54	868	0	0
Susquehanna	75	541	6	4	537	81	12	447	78	0
Tioga	67	804	10	6	819	56	19	800	0	0
Venango	111	710	13	23	672	139	4	590	78	0
Warren/Forest*	116	558	11	8	544	133	1	498	44	1
Wayne	73	397	7	4	395	78	24	371	0	0
<b><u>7th Class Counties</u></b>										
Juniata	36	214	4	8	220	26	9	211	0	0
Snyder	45	320	6	12	274	85	23	251	0	0
Union	52	456	16	24	440	60	16	424	0	0
Wyoming	62	403	7	17	402	53	21	381	0	0
<b><u>8th Class Counties</u></b>										
Cameron	9	94	2	2	81	22	3	78	0	0
Fulton	13	156	1	3	154	13	0	154	0	0
Potter	49	249	2	3	234	63	9	225	0	0
Sullivan	10	51	1	2	55	5	2	53	0	0

Data provided by PACSES

\* Domestic Relations Office combined, breakout not available.

---

---

## **SPOUSAL & CHILD SUPPORT**

***... those cases in which a complaint has been filed requesting the court to require maintenance of a spouse or child by a person required by law to provide such maintenance.***

<b>Cases Processed</b>	A case is considered processed when a final order is entered.
<b>Conference/Intake Officer</b>	A type of non-judicial officer who conducts an office conference pursuant to Pa.R.C.P. 1910.11. A support complaint is considered processed by a conference/intake officer if: <ol style="list-style-type: none"><li>1) an agreement is reached during an office conference and the court approves the agreement; or,</li><li>2) no party demands a hearing within 20 days after an office conference.</li></ol>
<b>Dockets Transferred In/Out</b>	Refers to the number of cases transferred from/to another county or state before a support order is established.
<b>Hearing Officer</b>	A type of non-judicial officer (an attorney) who conducts a hearing on the record and files an interim order to the court pursuant to Pa.R.C.P. 1910.12. A support petition is considered processed by a hearing officer if no party files exceptions to any part of the resulting interim order.
<b>Judge</b>	This disposition type refers to the number of cases in which disputed issues of fact were heard by a judge in an evidentiary proceeding.
<b>New Cases Filed</b>	A new support case is initiated with the filing of a complaint with the domestic relations section of the court of common pleas. Included are incoming reciprocal cases, petitions for modification or termination, and alimony pendente lite.
<b>Other</b>	This disposition type refers to the number of cases not processed by a judge or conference/intake officer. Dismissals, withdrawals, stipulations and agreements between the parties are included in Conference/Intake Officer, Hearing Officer, or Judge categories, as appropriate.

Family Court Caseload - 2019 Paternity Acknowledgements Filed

	Non-Domestic Relations Section	During Conference	Non-Stipulated (post genetic test)	Pre-Trial Conference	Total
<b><u>1st Class County</u></b>					
Philadelphia	4,744	986	124	89	5,943
<b><u>2nd Class County</u></b>					
Allegheny	1,027	502	40	27	1,596
<b><u>2A Class Counties</u></b>					
Bucks	490	151	2	10	653
Delaware	759	150	4	10	923
Montgomery	158	43	0	0	201
<b><u>3rd Class Counties</u></b>					
Berks	787	55	0	91	933
Chester	384	65	0	10	459
Cumberland	228	46	2	8	284
Dauphin	539	117	1	36	693
Erie	518	81	3	10	612
Lackawanna	28	1	2	1	32
Lancaster	340	83	34	4	461
Lehigh	194	42	0	0	236
Luzerne	681	77	0	14	772
Northampton	418	79	1	13	511
Westmoreland	363	105	0	0	468
York	706	26	0	62	794
<b><u>4th Class Counties</u></b>					
Beaver	224	40	1	2	267
Butler	169	20	1	10	200
Cambria	174	34	0	19	227
Centre	105	15	1	0	121
Fayette	183	43	0	5	231
Franklin	0	0	0	0	0
Monroe	88	13	1	0	102
Schuylkill	250	39	2	8	299
Washington	224	38	0	2	264
<b><u>5th Class Counties</u></b>					
Adams	150	18	0	4	172
Blair	188	23	0	1	212
Lawrence	747	84	8	34	873
Lebanon	153	36	0	11	200
Lycoming	591	51	12	6	660
Mercer	74	2	0	4	80
Northumberland	166	14	3	4	187

Data provided by PACSES

Family Court Caseload - 2019 Paternity Acknowledgements Filed

	Non-Domestic Relations Section	During Conference	Non-Stipulated (post genetic test)	Pre-Trial Conference	Total
<b><u>6th Class Counties</u></b>					
Armstrong	73	13	3	1	90
Bedford	39	6	0	0	45
Bradford	81	12	6	6	105
Carbon	112	12	0	13	137
Clarion	56	7	8	1	72
Clearfield	154	12	1	0	167
Clinton	35	4	1	0	40
Columbia/Montour*	645	100	5	14	764
Crawford	90	0	0	19	109
Elk	37	1	0	0	38
Greene	24	4	0	0	28
Huntingdon	68	9	0	1	78
Indiana	79	9	2	5	95
Jefferson	96	26	0	2	124
McKean	222	26	0	6	254
Mifflin	150	29	0	3	182
Perry	49	0	1	15	65
Pike	33	7	1	0	41
Somerset	101	11	0	0	112
Susquehanna	46	6	0	3	55
Tioga	58	6	2	1	67
Venango	101	18	0	3	122
Warren/Forest*	47	2	4	8	61
Wayne	62	2	2	3	69
<b><u>7th Class Counties</u></b>					
Juniata	67	1	0	8	76
Snyder	51	4	0	2	57
Union	45	1	0	3	49
Wyoming	40	9	5	0	54
<b><u>8th Class Counties</u></b>					
Cameron	10	2	2	0	14
Fulton	197	39	1	4	241
Potter	19	2	1	5	27
Sullivan	6	0	0	0	6

Data provided by PACSES

\* Domestic Relations Office combined, breakout not available.



Family Court Caseload - 2019 Paternity Established/Pending

	Stipulated by Genetic Test	Default: Father Failed to Appear	Adjudication by Court Proceeding	Out of State	Total	Pending
<b><u>1st Class County</u></b>						
Philadelphia	518	621	0	609	1,748	8,736
<b><u>2nd Class County</u></b>						
Allegheny	233	170	1	155	559	1,016
<b><u>2A Class Counties</u></b>						
Bucks	92	27	0	119	238	141
Delaware	121	21	2	152	296	368
Montgomery	18	7	0	96	121	144
<b><u>3rd Class Counties</u></b>						
Berks	123	47	0	306	476	348
Chester	44	18	0	64	126	121
Cumberland	20	11	0	70	101	57
Dauphin	134	16	95	169	414	352
Erie	178	45	6	122	351	149
Lackawanna	5	0	0	2	7	174
Lancaster	5	26	2	91	124	235
Lehigh	25	25	3	83	136	143
Luzerne	78	40	0	353	471	153
Northampton	41	29	0	159	229	106
Westmoreland	75	5	0	48	128	91
York	93	12	0	312	417	163
<b><u>4th Class Counties</u></b>						
Beaver	40	1	0	35	76	77
Butler	24	2	0	30	56	19
Cambria	44	11	0	40	95	90
Centre	19	0	0	15	34	8
Fayette	40	0	0	24	64	48
Franklin	0	0	0	1	1	59
Monroe	25	0	0	24	49	101
Schuylkill	31	3	0	60	94	59
Washington	39	24	0	32	95	84
<b><u>5th Class Counties</u></b>						
Adams	5	6	0	56	67	29
Blair	29	0	0	40	69	73
Lawrence	16	114	11	171	312	54
Lebanon	19	1	0	54	74	75
Lycoming	71	32	0	287	390	34
Mercer	7	5	0	14	26	123
Northumberland	26	16	0	61	103	37

Data provided by PACSES

Family Court Caseload - 2019 Paternity Established/Pending

	Stipulated by Genetic Test	Default: Father Failed to Appear	Adjudication by Court Proceeding	Out of State	Total	Pending
<b><u>6th Class Counties</u></b>						
Armstrong	18	0	0	12	30	8
Bedford	4	2	0	11	17	11
Bradford	22	1	0	28	51	23
Carbon	19	0	0	10	29	32
Clarion	1	3	0	10	14	10
Clearfield	13	4	0	12	29	10
Clinton	16	0	0	9	25	7
Columbia/Montour*	81	27	0	139	247	37
Crawford	25	5	0	20	50	23
Elk	4	3	0	6	13	10
Greene	5	1	0	9	15	37
Huntingdon	14	18	0	4	36	15
Indiana	14	2	0	11	27	17
Jefferson	10	0	0	7	17	16
McKean	34	10	9	39	92	18
Mifflin	29	8	0	65	102	22
Perry	9	4	0	4	17	12
Pike	9	0	0	67	76	9
Somerset	8	0	0	11	19	11
Susquehanna	9	0	0	36	45	9
Tioga	13	0	0	39	52	13
Venango	10	2	0	18	30	19
Warren/Forest*	14	1	0	11	26	10
Wayne	4	0	0	19	23	16
<b><u>7th Class Counties</u></b>						
Juniata	12	8	0	1	21	10
Snyder	2	0	0	4	6	9
Union	2	2	0	30	34	18
Wyoming	0	0	0	9	9	7
<b><u>8th Class Counties</u></b>						
Cameron	0	0	0	0	0	0
Fulton	49	5	0	118	172	2
Potter	1	3	0	3	7	6
Sullivan	0	0	0	1	1	0

Data provided by PACSES

\* Domestic Relations Office combined, breakout not available.

---

---

## PATERNITY

*... legal determination of fatherhood. Paternity must be established before child or medical support can be ordered.*

**Pending Paternity**                      The number of cases in which a paternity matter has been filed, but there is no establishment or acknowledgement.

### Paternity Acknowledgements Filed

**During Conference**                      The alleged father signed the Acknowledgement of Paternity - Waiver of Trial (PE-010) at the initial child support conference.

**Non-Domestic Relations Section**                      The voluntary Acknowledgement of Paternity (AOP) interfaced between the Pennsylvania Child Support Enforcement System (PACSES) and the Paternity Tracking System (PTS) to establish paternity for the child.

**Non-Stipulated (post genetic test)**                      The alleged father signed the Acknowledgement of Paternity - Waiver of Trial (PE-010) after genetic tests were conducted and resulted in the alleged father being determined to be the biological father.

**Pre-Trial Conference**                      The alleged father signed the Acknowledgement of Paternity - Waiver of Trial (PE-010) at a child support conference.

### Paternity Established

**Stipulated by Genetic Tests**                      The alleged father requested genetic tests and signed a stipulation that if the test results had a 99% or higher probability of paternity, then the alleged father would be stipulated as the biological father of the child.

**Default - Father Failed to Appear**                      The alleged father failed to appear after being served for either a support conference, hearing, or genetic test, and a default paternity order was entered by the court.

**Adjudication by Court Proceeding**                      The alleged father was determined to be the biological father of the child through a court proceeding.

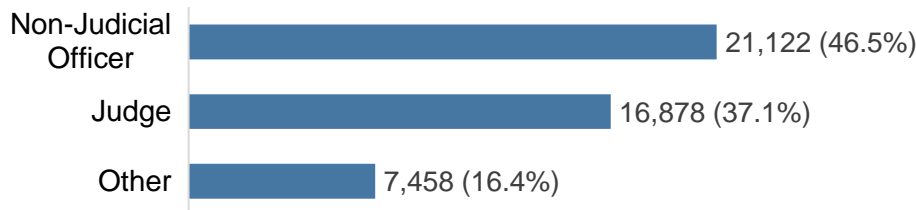
**Out of State**                      Paternity was established in another state, "Out of state only".

## 2019 Common Pleas State Totals Custody & Divorce

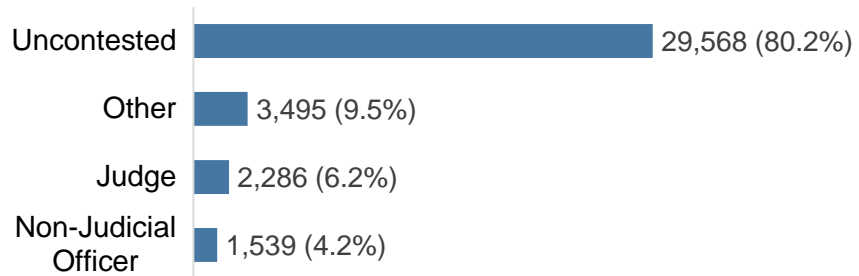
	Custody/ Partial Custody/ Visitation	Divorce
<b>Cases Pending 1/1/19</b>	<b>34,318<sup>*(R)</sup></b>	<b>79,332<sup>(R)</sup></b>
New Cases Filed	46,920	38,091
<b>Cases Available for Processing</b>	<b>81,446</b>	<b>117,423</b>
<b>Cases Processed</b>	<b>45,458</b>	<b>36,888</b>
<b>Cases Pending 12/31/19</b>	<b>36,102<sup>*</sup></b>	<b>80,535</b>

**Processed By:**

**Custody/Partial Custody/Visitation:**



**Divorce:**



(R) - Revised

\* Delaware County Pending Custody Case figures are unavailable at time of publication due to a continuing review following conversion to a new case management system.

Family Court Caseload - 2019 Custody/Partial Custody/Visitation

	Begin Pending	New Cases Filed	Cases Processed	End Pending	Processed By:		
					Judge	Non-Judicial Officer	Other
<b><u>1st Class County</u></b>							
Philadelphia	10,082	10,350	10,156	10,276	6,161	3,966	29
<b><u>2nd Class County</u></b>							
Allegheny	8,251	3,579	1,561	10,269	648	574	339
<b><u>2A Class Counties</u></b>							
Bucks	185	1,558	1,541	202	663	617	261
Delaware		1,101	1,423		154	1,152	117
Montgomery	449	4,061	4,134	376	2,460	1,307	367
<b><u>3rd Class Counties</u></b>							
Berks	595 (R)	947	942	600	537	291	114
Chester	1,922 (R)	1,033	856	2,099	89	433	334
Cumberland	206	772	915	63	183	563	169
Dauphin	237	991	982	246	80	645	257
Erie	139	1,008	1,010	137	252	549	209
Lackawanna	481	461	364	578	140	166	58
Lancaster	113 (R)	982	991	104	159	782	50
Lehigh	500	1,668	1,605	563	135	914	556
Luzerne	57	1,706	1,708	55	316	1,392	0
Northampton	381 (R)	966	862	485	11	668	183
Westmoreland	459	879	813	525	246	520	47
York	1,062	1,496	2,134	424	371	419	1,344
<b><u>4th Class Counties</u></b>							
Beaver	179	751	725	205	361	322	42
Butler	209	374	362	221	46	176	140
Cambria	485	341	274	552	78	127	69
Centre	177	364	361	180	361	0	0
Fayette	181	230	247	164	28	153	66
Franklin	26	247	251	22	0	229	22
Monroe	104	904	895	113	60	796	39
Schuylkill	464	508	483	489	189	254	40
Washington	265	449	388	326	3	268	117
<b><u>5th Class Counties</u></b>							
Adams	106	458	461	103	425	25	11
Blair	177	648	620	205	116	337	167
Lawrence	299 (R)	268	194	373	41	146	7
Lebanon	1,257	494	363	1,388	53	142	168
Lycoming	168	571	537	202	89	306	142
Mercer	37	201	215	23	186	12	17
Northumberland	184	920	878	226	187	411	280

(R) - Revised Note: Delaware County Pending Custody Case figures are unavailable at time of publication due to a continuing review following conversion to a new case management system.

\*\* Administrative review/cleanup of Allegheny County Custody pending caseload to be completed in 2021.

Family Court Caseload - 2019 Custody/Partial Custody/Visitation

	Begin Pending	New Cases Filed	Cases Processed	End Pending	Processed By:		
					Judge	Non-Judicial Officer	Other
<b><u>6th Class Counties</u></b>							
Armstrong	102	187	199	90	28	15	156
Bedford	377	148	128	397	97	0	31
Bradford	245	295	276	264	73	67	136
Carbon	105	395	392	108	177	190	25
Clarion	26	142	133	35	22	25	86
Clearfield	157	193	137	213	14	120	3
Clinton	51	103	92	62	79	0	13
Columbia	374	209	175	408	5	150	20
Crawford	490	505	494	501	19	401	74
Elk	30	81	95	16	4	66	25
Greene	22	76	75	23	4	17	54
Huntingdon	106	112	93	125	77	0	16
Indiana	480	180	113	547	84	29	0
Jefferson	70 (R)	263	258	75	23	139	96
McKean	135	365	347	153	144	172	31
Mifflin	72	331	356	47	187	0	169
Perry	124 (R)	217	184	157	49	129	6
Pike	19	152	164	7	40	118	6
Somerset	69	213	202	80	12	117	73
Susquehanna	935 (R)	63	950	48	563	28	359
Tioga	17	190	201	6	11	169	21
Venango	7	89	85	11	15	55	15
Warren	251	216	178	289	66	67	45
Wayne	228	291	218	301	12	199	7
<b><u>7th Class Counties</u></b>							
Juniata	82	53	47	88	44	0	3
Snyder	38	196	192	42	49	64	79
Union	66	110	95	81	51	16	28
Wyoming	31	74	68	37	47	0	21
<b><u>8th Class Counties</u></b>							
Cameron	2	26	23	5	0	16	7
Forest	6	15	12	9	0	8	4
Fulton	31	22	18	35	2	13	3
Montour	103 (R)	31	119	15	3	38	78
Potter	28 (R)	78	78	28	40	32	6
Sullivan	2	13	10	5	9	0	1

(R) - Revised

---

---

## CUSTODY/PARTIAL CUSTODY/VISITATION

*... a category of cases which are legal proceedings to determine the right:*

- 1) Custody - to keep, control, guard, care for and preserve a child;**
- 2) Partial Custody - to take possession of a child from the custodial person for a specified length of time;**
- 3) Visitation - to visit a child without the right to remove a child from custodial person's control.**

<b>Cases Processed</b>	A case is considered processed when a final order is entered.
<b>Judge</b>	This disposition type refers to the number of cases in which disputed issues of fact were heard by a judge in an evidentiary proceeding. NOT included are those cases signed by a judge in which the agreement was reached by a hearing officer, mediator, or conciliator.
<b>New Cases Filed</b>	A new custody/partial custody/visitation case is initiated with the filing of a complaint. The unit of count is the petition and NOT the number of children listed on the petition. Included are petitions to modify existing custody or visitation orders. NOT included are petitions for special relief or emergency petitions.
<b>Non-Judicial Officer</b>	This disposition type refers to the number of cases processed or disposed by a mediator, conciliator, hearing officer, master or other domestic relations personnel.
<b>Other</b>	This disposition type refers to the number of cases not processed by a judge or non-judicial officer. Included are all cases which have been transferred, withdrawn, discontinued, Pa.R.J.A. 1901 dismissals, and stipulations by the parties in which there was NO mediation, conciliation, or hearing before a hearing officer, master or judge.

Family Court Caseload - 2019 Divorce

	Begin Pending	New Cases Filed	Cases Processed	End Pending	Processed By:			
					Judge	Non-Judicial Officer	Uncontested	Other
<b><u>1st Class County</u></b>								
Philadelphia	15,731	2,027	1,595	16,163	1,590	0	0	5
<b><u>2nd Class County</u></b>								
Allegheny	6,388	2,436	2,449	6,375	177	179	2,088	5
<b><u>2A Class Counties</u></b>								
Bucks	688	1,234	1,205	717	27	113	1,038	27
Delaware	5,626	1,009	252	6,383	0	54	149	49
Montgomery	2,761	1,670	1,516	2,915	0	0	1,516 <sup>(O)</sup>	0
<b><u>3rd Class Counties</u></b>								
Berks	1,968	1,084	1,068	1,984	17	80	807	164
Chester	2,403	1,200	1,169	2,434	55	220	736	158
Cumberland	726	729	661	794	1	6	627	27
Dauphin	791	693	689	795	1	4	592	92
Erie	311	586	520	377	0	0	507	13
Lackawanna	556	541	476	621	0	39	437	0
Lancaster	3,462	1,379	1,942	2,899	1	0	1,135	806
Lehigh	1,478	936	778	1,636	0	102	656	20
Luzerne	424	705	631	498	0	127	504	0
Northampton	3,519 (R)	814	705	3,628	1	81	592	31
Westmoreland	3,108	898	826	3,180	6	93	701	26
York	2,169	1,510	1,588	2,091	17	3	1,081	487
<b><u>4th Class Counties</u></b>								
Beaver	611	442	451	602	71	0	366	14
Butler	488	430	412	506	0	0	411	1
Cambria	480	332	230	582	3	8	197	22
Centre	1,063	316	304	1,075	0	0	273	31
Fayette	498	440	471	467	18	7	390	56
Franklin	646	460	450	656	0	6	391	53
Monroe	921 (R)	391	335	977	3	38	286	8
Schuylkill	649	364	414	599	0	23	326	65
Washington	506	560	606	460	0	65	440	101
<b><u>5th Class Counties</u></b>								
Adams	433	326	338	421	3	10	284	41
Blair	990	334	410	914	0	23	290	97
Lawrence	395 (R)	230	231	394	5	4	213	9
Lebanon	2,166	679	638	2,207	22	46	549	21
Lycoming	456	322	311	467	0	0	311	0
Mercer	308	315	348	275	0	20	268	60
Northumberland	86	275	241	120	11	14	164	52

(R) - Revised

(O) - Overinclusive, includes cases in which there was an evidentiary hearing before a judge.



Family Court Caseload - 2019 Divorce

	Begin Pending	New Cases Filed	Cases Processed	End Pending	Processed By:			
					Judge	Non-Judicial Officer	Uncontested	Other
<b><u>6th Class Counties</u></b>								
Armstrong	110	170	208	72	0	8	175	25
Bedford	312	152	234	230	39	0	108	87
Bradford	376	165	194	347	0	4	172	18
Carbon	192	202	203	191	1	7	162	33
Clarion	106	95	66	135	0	2	63	1
Clearfield	311	217	218	310	0	20	197	1
Clinton	110	134	106	138	43	0	51	12
Columbia	178	197	141	234	1	7	129	4
Crawford	401	261	294	368	0	7	242	45
Elk	135	95	70	160	0	2	55	13
Greene	116	136	129	123	1	1	101	26
Huntingdon	205	155	149	211	23	0	108	18
Indiana	319	197	185	331	0	3	182	0
Jefferson	154 (R)	157	145	166	0	2	125	18
McKean	20 (R)	133	152	1	0	27	120	5
Mifflin	149 (R)	165	142	172	1	0	136	5
Perry	185 (R)	146	127	204	0	10	116	1
Pike	321	140	257	204	0	29	129	99
Somerset	280 (R)	170	237	213	10	0	197	30
Susquehanna	669 (R)	110	641	138	96	26	304	215
Tioga	109	118	157	70	5	0	112	40
Venango	185	172	121	236	7	7	107	0
Warren	196	136	141	191	5	1	130	5
Wayne	161	153	144	170	1	1	140	2
<b><u>7th Class Counties</u></b>								
Juniata	70	49	44	75	2	4	37	1
Snyder	133	135	107	161	1	0	90	16
Union	87	92	108	71	0	2	81	25
Wyoming	109	66	90	85	1	1	53	35
<b><u>8th Class Counties</u></b>								
Cameron	4,035	1,449	1,673	3,811	0	0	1,523	150
Forest	21	13	11	23	0	1	10	0
Fulton	57	34	32	59	0	0	28	4
Montour	61 (R)	49	53	57	1	0	33	19
Potter	6,640 (R)	6,749	6,029	7,360	18	0	6,011	0
Sullivan	14	12	20	6	1	2	16	1

(R) - Revised

---

---

## **DIVORCE**

*... a legal proceeding to dissolve a marriage.*

<b>Cases Processed</b>	A divorce case is counted as processed when a final decree is issued granting or denying the divorce. Equitable distribution may be ongoing though the petition is counted as disposed.
<b>Judge</b>	This disposition type refers to the number of cases in which disputed issues of fact were heard by a judge in an evidentiary proceeding. Included are single cases with multiple hearings AT LEAST ONE of which was held before a judge.
<b>New Cases Filed</b>	A new divorce action is initiated with the filing of a complaint.
<b>Non-Judicial Officer</b>	This disposition type refers to the number of cases in which disputed issues of fact were heard by a master in an evidentiary proceeding. Included are single cases with multiple hearings in which there were NO hearings before a judge.
<b>Other</b>	This disposition type refers to the number of cases not processed by a judge, or non-judicial officer, or matters which were not uncontested. Included are all cases which have been transferred, withdrawn, discontinued, and Pa.R.J.A. 1901 dismissals.
<b>Uncontested</b>	This disposition type refers to the number of matters resolved by mediation, conciliation or stipulation. Included are all matters resolved without an evidentiary hearing, i.e. those in which there was no evidentiary proceeding and the judge signed a final decree.

# 2019 Common Pleas State Totals Juvenile Delinquency

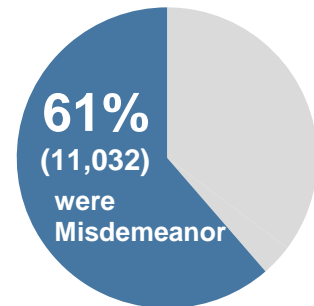
## Cases Pending Disposition

<b>Cases Pending 1/1/19</b>	<b>7,160<sup>(R)</sup></b>
New Cases	17,978
Consent Decree Revoked	551
Informal Adjustment Program Revoked	93
Alternative Program Revoked	0
Warrant Returned	1,062
Other	1,952
<b>Cases Available for Disposition</b>	<b>28,796</b>
Warrant Issued	1,374
Cases Disposed	20,351
<b>Cases Pending 12/31/19</b>	<b>7,071</b>

## New Cases By Offense Type:

Person	6,799 (37.8%)
Property	4,777 (26.6%)
Drug	2,971 (16.5%)
Public Order	2,190 (12.2%)
Weapon	795 (4.4%)
DUI	248 (1.4%)
Other	187 (1.0%)
Motor Vehicle Other	11 (0.1%)

Of all new cases filed:



## Cases Pending Disposition Disposed By:

Adjudicated Delinquent (Judge)	5,962 (29.3%)
Dismissed/Withdrawn/Transferred	4,451 (21.9%)
Consent Decree Entered	4,086 (20.1%)
*Informal Adjustment Program Entered	3,126 (15.4%)
Other	1,046 (5.1%)
Adjudicated Delinquent (Hearing Officer)	980 (4.8%)
Warned and Counseled (Pre-Peition)	637 (3.1%)
Transferred to Criminal Court	63 (0.3%)

\* Includes Informal Adjustment Programs Entered and certain pre-petition diversions to Alternative Programs (including Youth Aid Panels).

(R) - Revised

## 2019 Common Pleas State Totals Juvenile Delinquency

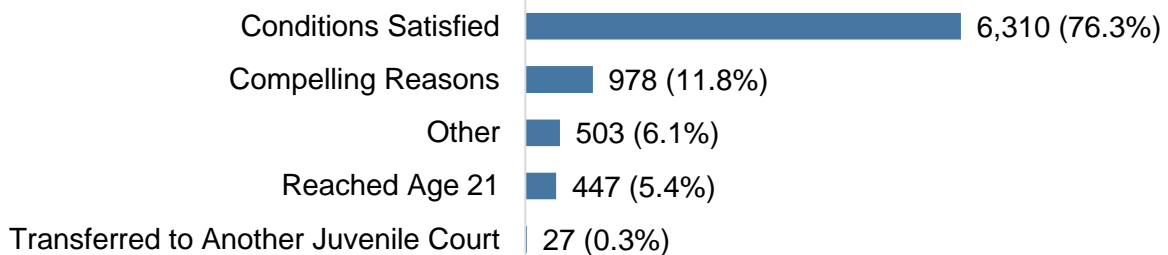
### Formal Dispositions

<b>Cases Pending 1/1/19</b>	<b>14,180<sup>(R)</sup></b>
Adjudicated delinquent	
Judge	5,962
Hearing Officer	980
Warrant Returned	2,284
Other	440
<b>Adjudicated Delinquent Cases</b>	<b>23,846</b>
Warrant Issued	2,489
Court Supervision Terminated	8,265
<b>Cases Pending 12/31/19</b>	<b>13,092</b>

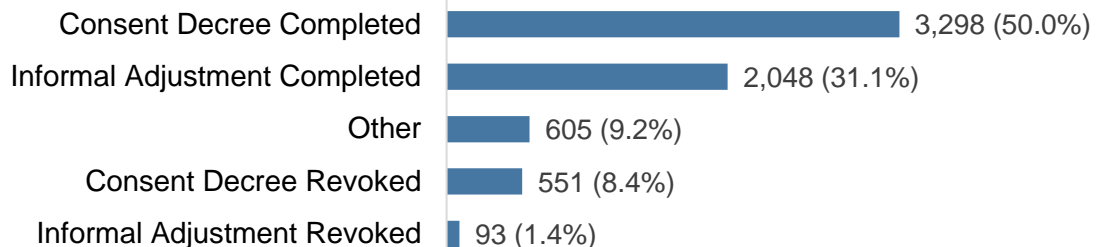
### Informal Dispositions

<b>Consent Decree Pending 1/1/19</b>	<b>3,006<sup>(R)</sup></b>
<b>Informal Adjustment Pending 1/1/18</b>	<b>1,495<sup>(R)</sup></b>
New Consent Decree	4,086
New Informal Adjustment	2,717
Warrant Returned	83
Other	360
<b>Informally Disposed Cases</b>	<b>11,747</b>
Warrant Issued	189
Informally Disposed Cases Terminated	6,595
<b>Cases Pending 12/31/19</b>	<b>4,963</b>

### Formal Dispositions Court Supervision Terminated By:



### Informal Dispositions Terminated By:



Delinquency cases are disposed either formally, at a proceeding held before a judge or hearing officer, or informally without a proceeding. Informal dispositions include informal adjustments supervised by a juvenile probation officer; consent decrees agreed upon with the District Attorney after a petition is filed; or other pre-petition process by the juvenile probation department.

(R) - Revised

Famly Court Caseload - 2019 Juvenile Delinquency  
 Cases Pending Disposition - Available for Disposition

	Begin Pending	New Cases	Consent Decree Revoked	Informal Adjustment Program Revoked	Alternative Program Revoked
<b><u>1st Class County</u></b>					
Philadelphia	883	2,373	91	0	0
<b><u>2nd Class County</u></b>					
Allegheny	812	1,693	50	4	0
<b><u>2A Class Counties</u></b>					
Bucks	148	593	24	0	0
Delaware	612	975	34	0	0
Montgomery	471	886	6	17	0
<b><u>3rd Class Counties</u></b>					
Berks	212	590	42	17	0
Chester	203	473	3	4	0
Cumberland	89	388	17	9	0
Dauphin	324	728	42	0	0
Erie	165	536	2	0	0
Lackawanna	125	338	12	0	0
Lancaster	269	756	12	18	0
Lehigh	132	557	16	0	0
Luzerne	83	214	1	0	0
Northampton	164	660	11	0	0
Westmoreland	124	467	14	0	0
York	434	790	28	6	0
<b><u>4th Class Counties</u></b>					
Beaver	104	277	3	0	0
Butler	61	191	0	0	0
Cambria	81	257	11	2	0
Centre	12	94	6	0	0
Fayette	120	281	2	0	0
Franklin	61	250	9	3	0
Monroe	65	181	1	0	0
Schuylkill	38	201	2	1	0
Washington	57	350	6	12	0
<b><u>5th Class Counties</u></b>					
Adams	43	129	5	0	0
Blair	55	244	12	0	0
Lawrence	25	72	2	0	0
Lebanon	144	173	13	0	0
Lycoming	96	213	11	0	0
Mercer	86	149	2	0	0
Northumberland	112	191	2	0	0

Famly Court Caseload - 2019 Juvenile Delinquency  
Cases Pending Disposition - Available for Disposition

	Warrant Returned	Other	Cases Available for Disposition	Warrant Issued	*Cases Disposed	End Pending
<b><u>1st Class County</u></b>						
Philadelphia	529	193	4,069	521	2,645	903
<b><u>2nd Class County</u></b>						
Allegheny	156	278	2,993	243	1,911	839
<b><u>2A Class Counties</u></b>						
Bucks	12	71	848	32	690	126
Delaware	104	102	1,827	149	1,209	469
Montgomery	62	91	1,533	124	929	480
<b><u>3rd Class Counties</u></b>						
Berks	15	25	901	14	613	274
Chester	13	41	737	19	525	193
Cumberland	0	28	531	2	431	98
Dauphin	10	111	1,215	13	904	298
Erie	13	55	771	11	565	195
Lackawanna	4	26	505	6	380	119
Lancaster	0	46	1,101	0	845	256
Lehigh	4	73	782	6	599	177
Luzerne	10	30	338	10	221	107
Northampton	6	66	907	14	750	143
Westmoreland	32	82	719	43	544	132
York	22	83	1,363	21	946	396
<b><u>4th Class Counties</u></b>						
Beaver	13	20	417	18	308	91
Butler	3	10	265	7	217	41
Cambria	2	13	366	2	292	72
Centre	0	6	118	0	81	37
Fayette	0	57	460	7	317	136
Franklin	1	17	341	1	273	67
Monroe	5	30	282	11	213	58
Schuylkill	1	11	254	1	217	36
Washington	6	28	459	6	383	70
<b><u>5th Class Counties</u></b>						
Adams	5	16	198	9	161	28
Blair	6	18	335	8	269	58
Lawrence	7	17	123	5	102	16
Lebanon	6	54	390	33	272	85
Lycoming	1	10	331	4	264	63
Mercer	0	8	245	4	176	65
Northumberland	1	20	326	1	183	142

\* Includes cases closed pre-petition due to juveniles' participation in Alternative Programs, including Youth Aid Panels.

Famly Court Caseload - 2019 Juvenile Delinquency  
Cases Pending Disposition - Available for Disposition

	Begin Pending	New Cases	Consent Decree Revoked	Informal Adjustment Program Revoked	Alternative Program Revoked
<b><u>6th Class Counties</u></b>					
Armstrong	11	60	0	0	0
Bedford	14	46	4	0	0
Bradford	26	98	4	0	0
Carbon	54	57	0	0	0
Clarion	20	56	0	0	0
Clearfield	22	104	0	0	0
Clinton	13	64	1	0	0
Columbia	19	67	1	0	0
Crawford	52	110	2	0	0
Elk	20	25	0	0	0
Greene	15	26	1	0	0
Huntingdon	16	69	3	0	0
Indiana	15	93	0	0	0
Jefferson	11	39	7	0	0
McKean	20	61	0	0	0
Mifflin	11	69	2	0	0
Perry	90	64	14	0	0
Pike	21	64	0	0	0
Somerset	27	47	1	0	0
Susquehanna	9	41	0	0	0
Tioga	18	37	2	0	0
Venango	82	91	0	0	0
Warren	16	64	8	0	0
Wayne	16	26	1	0	0
<b><u>7th Class Counties</u></b>					
Juniata	43	22	1	0	0
Snyder	34	49	0	0	0
Union	4	23	1	0	0
Wyoming	15	44	0	0	0
<b><u>8th Class Counties</u></b>					
Cameron	3	4	1	0	0
Forest	5	10	0	0	0
Fulton	10	17	0	0	0
Montour	4	25	3	0	0
Potter	13	33	2	0	0
Sullivan	1	3	0	0	0

Famly Court Caseload - 2019 Juvenile Delinquency  
Cases Pending Disposition - Available for Disposition

	Warrant Returned	Other	Cases Available for Disposition	Warrant Issued	*Cases Disposed	End Pending
<b><u>6th Class Counties</u></b>						
Armstrong	0	8	79	1	61	17
Bedford	0	5	69	0	50	19
Bradford	0	1	129	0	102	27
Carbon	2	11	124	6	83	35
Clarion	0	6	82	0	64	18
Clearfield	0	13	139	1	117	21
Clinton	0	4	82	0	56	26
Columbia	0	6	93	0	79	14
Crawford	1	16	181	2	131	48
Elk	0	3	48	0	33	15
Greene	0	11	53	2	29	22
Huntingdon	1	15	104	1	81	22
Indiana	0	15	123	0	92	31
Jefferson	0	3	60	0	53	7
McKean	0	7	88	0	62	26
Mifflin	2	6	90	2	79	9
Perry	0	23	191	0	65	126
Pike	0	1	86	0	60	26
Somerset	6	7	88	4	59	25
Susquehanna	0	2	52	0	41	11
Tioga	0	3	60	0	48	12
Venango	0	5	178	3	104	71
Warren	0	6	94	1	73	20
Wayne	0	3	46	1	38	7
<b><u>7th Class Counties</u></b>						
Juniata	0	10	76	1	31	44
Snyder	0	6	89	1	61	27
Union	0	4	32	0	22	10
Wyoming	0	2	61	2	41	18
<b><u>8th Class Counties</u></b>						
Cameron	0	2	10	0	10	0
Forest	0	0	15	0	4	11
Fulton	0	3	30	0	14	16
Montour	0	6	38	0	33	5
Potter	0	3	51	0	38	13
Sullivan	1	0	5	1	2	2

\* Includes cases closed pre-petition due to juveniles' participation in Alternative Programs, including Youth Aid Panels.



Family Court Caseload - 2019 Juvenile Delinquency  
Cases Pending Disposition - New Cases by Offense Type

	Person	Property	Drug	Public Order	Weapon	DUI	Other	Motor Vehicle Other	Total	% of Total		
										Felony	Misdemeanor	Summary/ Ungraded
<b><u>1st Class County</u></b>												
Philadelphia*	1,149	489	334	87	146	6	162	0	2,373	73.5	26.5	--
<b><u>2nd Class County</u></b>												
Allegheny	731	423	238	184	98	13	6	0	1,693	41.9	55.6	2.5
<b><u>2A Class Counties</u></b>												
Bucks	158	138	185	72	21	17	0	2	593	18.7	75.2	6.1
Delaware	402	259	104	168	35	1	4	2	975	34.2	56.1	9.7
Montgomery	305	207	108	216	37	13	0	0	886	25.1	55.0	20.0
<b><u>3rd Class Counties</u></b>												
Berks	230	170	98	58	29	4	0	1	590	39.8	60.2	--
Chester	185	106	130	25	17	10	0	0	473	24.3	75.7	--
Cumberland	121	135	89	32	6	5	0	0	388	27.8	72.2	--
Dauphin	201	276	111	97	36	7	0	0	728	35.9	61.3	2.9
Erie	170	148	69	122	21	6	0	0	536	18.8	79.5	1.7
Lackawanna	124	93	61	40	14	6	0	0	338	23.7	76.3	--
Lancaster	236	320	103	64	22	11	0	0	756	32.0	67.3	0.7
Lehigh	155	185	89	88	31	8	0	1	557	21.2	78.8	--
Luzerne	92	48	18	35	15	5	0	1	214	28.5	69.2	2.3
Northampton	275	159	118	64	33	9	0	2	660	18.5	81.4	0.2
Westmoreland	145	103	85	113	13	6	2	0	467	26.3	59.7	13.9
York	194	288	177	75	39	16	1	0	790	32.2	67.7	0.1
<b><u>4th Class Counties</u></b>												
Beaver	121	72	33	34	13	2	2	0	277	30.0	69.7	0.4
Butler	96	32	29	24	5	5	0	0	191	29.8	70.2	--
Cambria	109	55	31	55	5	2	0	0	257	27.2	58.4	14.4
Centre	24	33	25	4	5	2	1	0	94	16.0	81.9	2.1
Fayette	123	81	20	36	14	5	2	0	281	32.7	66.5	0.7
Franklin	86	68	48	21	17	10	0	0	250	30.4	69.6	--
Monroe	81	34	26	29	8	3	0	0	181	33.7	62.4	3.9
Schuylkill	70	56	42	21	12	0	0	0	201	26.9	73.1	--
Washington	122	73	75	59	11	9	1	0	350	19.7	72.9	7.4
<b><u>5th Class Counties</u></b>												
Adams	30	28	36	17	9	6	2	1	129	25.6	60.5	14.0
Blair	95	66	38	40	1	3	0	1	244	30.7	68.9	0.4
Lawrence	20	30	11	3	2	6	0	0	72	34.7	65.3	--
Lebanon	58	54	39	12	8	2	0	0	173	25.4	74.6	--
Lycoming	73	63	42	26	6	3	0	0	213	23.5	76.5	--
Mercer	54	34	21	34	5	1	0	0	149	32.2	67.8	--
Northumberland	71	33	33	38	8	4	4	0	191	23.6	63.9	12.6

Family Court Caseload - 2019 Juvenile Delinquency  
 Cases Pending Disposition - New Cases by Offense Type

	Person	Property	Drug	Public				Motor Vehicle Other	Total	% of Total		
				Order	Weapon	DUI	Other			Felony	Misdemeanor	Summary/ Ungraded
<b><u>6th Class Counties</u></b>												
Armstrong	26	17	9	7	1	0	0	0	60	36.7	63.3	--
Bedford	18	7	14	4	3	0	0	0	46	32.6	63.0	4.3
Bradford	46	21	14	14	3	0	0	0	98	32.7	67.3	--
Carbon	13	22	11	7	1	3	0	0	57	33.3	59.6	7.0
Clarion	20	18	6	7	4	1	0	0	56	33.9	64.3	1.8
Clearfield	47	17	19	17	1	3	0	0	104	20.2	79.8	--
Clinton	17	20	10	16	1	0	0	0	64	32.8	65.6	1.6
Columbia	23	12	20	7	4	1	0	0	67	17.9	82.1	--
Crawford	41	41	12	11	4	1	0	0	110	30.9	69.1	--
Elk	3	10	6	3	1	2	0	0	25	20.0	80.0	--
Greene	11	7	5	1	0	2	0	0	26	34.6	61.5	3.8
Huntingdon	16	21	17	11	2	2	0	0	69	36.2	62.3	1.4
Indiana	38	21	10	12	4	8	0	0	93	17.2	82.8	--
Jefferson	24	7	4	1	1	2	0	0	39	23.1	76.9	--
McKean	23	16	19	1	0	2	0	0	61	14.8	85.2	--
Mifflin	33	18	9	8	0	1	0	0	69	29.0	71.0	--
Perry	31	17	12	4	0	0	0	0	64	42.2	54.7	3.1
Pike	25	7	18	7	6	1	0	0	64	25.0	75.0	--
Somerset	20	11	11	2	0	3	0	0	47	31.9	61.7	6.4
Susquehanna	13	11	7	5	5	0	0	0	41	24.4	75.6	--
Tioga	12	10	8	4	2	1	0	0	37	35.1	59.5	5.4
Venango	40	25	14	8	2	2	0	0	91	36.3	60.4	3.3
Warren	32	12	11	8	0	1	0	0	64	21.9	78.1	--
Wayne	10	2	11	1	1	1	0	0	26	26.9	73.1	--
<b><u>7th Class Counties</u></b>												
Juniata	7	5	7	1	1	1	0	0	22	22.7	72.7	4.5
Snyder	22	10	4	11	1	1	0	0	49	32.7	57.1	10.2
Union	12	5	4	1	1	0	0	0	23	43.5	56.5	--
Wyoming	25	4	3	9	2	1	0	0	44	15.9	70.5	13.6
<b><u>8th Class Counties</u></b>												
Cameron	3	1	0	0	0	0	0	0	4	50.0	50.0	--
Forest	3	3	1	3	0	0	0	0	10	60.0	40.0	--
Fulton	11	2	1	2	1	0	0	0	17	17.6	82.4	--
Montour	11	10	3	0	1	0	0	0	25	60.0	40.0	--
Potter	17	7	3	4	0	2	0	0	33	45.5	51.5	3.0
Sullivan	0	1	2	0	0	0	0	0	3	--	100.0	--

Family Court Caseload - 2019 Juvenile Delinquency  
Cases Pending Disposition - Disposed

	Adjudicated Delinquent Judge	%	Dismissed/ Withdrawn/ Transferred	%	Consent Decree Entered	%	*Informal Adjustment Program Entered	%	Other	%
<b><u>1st Class County</u></b>										
Philadelphia	486	18.4	1,343	50.8	349	13.2	360	13.6	31	1.2
<b><u>2nd Class County</u></b>										
Allegheny	509	26.6	417	21.8	336	17.6	334	17.5	74	3.9
<b><u>2A Class Counties</u></b>										
Bucks	335	48.6	98	14.2	153	22.2	86	12.5	18	2.6
Delaware	383	31.7	149	12.3	240	19.9	149	12.3	96	7.9
Montgomery	317	34.1	320	34.4	100	10.8	148	15.9	44	4.7
<b><u>3rd Class Counties</u></b>										
Berks	205	33.4	106	17.3	161	26.3	109	17.8	30	4.9
Chester	93	17.7	47	9.0	62	11.8	163	31.0	40	7.6
Cumberland	59	13.7	110	25.5	140	32.5	108	25.1	14	3.2
Dauphin	400	44.2	102	11.3	97	10.7	189	20.9	70	7.7
Erie	276	48.8	34	6.0	56	9.9	116	20.5	48	8.5
Lackawanna	140	36.8	39	10.3	125	32.9	54	14.2	17	4.5
Lancaster	412	48.8	150	17.8	94	11.1	177	20.9	0	--
Lehigh	120	20.0	78	13.0	122	20.4	55	9.2	74	12.4
Luzerne	73	33.0	33	14.9	17	7.7	74	33.5	12	5.4
Northampton	195	26.0	130	17.3	94	12.5	207	27.6	32	4.3
Westmoreland	97	17.8	147	27.0	135	24.8	3	0.6	82	15.1
York	322	34.0	88	9.3	133	14.1	173	18.3	58	6.1
<b><u>4th Class Counties</u></b>										
Beaver	23	7.5	104	33.8	130	42.2	6	1.9	20	6.5
Butler	35	16.1	69	31.8	73	33.6	4	1.8	0	--
Cambria	81	27.7	52	17.8	109	37.3	8	2.7	20	6.8
Centre	11	13.6	16	19.8	27	33.3	16	19.8	11	13.6
Fayette	36	11.4	89	28.1	77	24.3	84	26.5	9	2.8
Franklin	48	17.6	58	21.2	85	31.1	42	15.4	1	0.4
Monroe	159	74.6	12	5.6	34	16.0	0	--	5	2.3
Schuylkill	69	31.8	27	12.4	31	14.3	86	39.6	0	--
Washington	71	18.5	40	10.4	57	14.9	94	24.5	0	--
<b><u>5th Class Counties</u></b>										
Adams	62	38.5	34	21.1	38	23.6	14	8.7	13	8.1
Blair	46	17.1	48	17.8	122	45.4	29	10.8	12	4.5
Lawrence	29	28.4	24	23.5	35	34.3	5	4.9	5	4.9
Lebanon	54	19.9	18	6.6	147	54.0	15	5.5	38	14.0
Lycoming	54	20.5	63	23.9	93	35.2	2	0.8	13	4.9
Mercer	85	48.3	41	23.3	26	14.8	0	--	23	13.1
Northumberland	20	10.9	22	12.0	52	28.4	82	44.8	4	2.2

\* Includes cases closed pre-petition due to juveniles' participation in Alternative Programs, including Youth Aid Panels.

Family Court Caseload - 2019 Juvenile Delinquency  
Cases Pending Disposition - Disposed

	Adjudicated Delinquent Hearing Officer	%	Warned and Counseled (Pre-Peition)	%	Transferred to Criminal Court	%	Cases Disposed
<b><u>1st Class County</u></b>							
Philadelphia	72	2.7	0	--	4	0.2	2,645
<b><u>2nd Class County</u></b>							
Allegheny	4	0.2	236	12.3	1	0.1	1,911
<b><u>2A Class Counties</u></b>							
Bucks	0	--	0	--	0	--	690
Delaware	191	15.8	0	--	1	0.1	1,209
Montgomery	0	--	0	--	0	--	929
<b><u>3rd Class Counties</u></b>							
Berks	0	--	2	0.3	0	--	613
Chester	99	18.9	20	3.8	1	0.2	525
Cumberland	0	--	0	--	0	--	431
Dauphin	29	3.2	11	1.2	6	0.7	904
Erie	0	--	35	6.2	0	--	565
Lackawanna	0	--	0	--	5	1.3	380
Lancaster	0	--	7	0.8	5	0.6	845
Lehigh	145	24.2	3	0.5	2	0.3	599
Luzerne	0	--	10	4.5	2	0.9	221
Northampton	0	--	87	11.6	5	0.7	750
Westmoreland	80	14.7	0	--	0	--	544
York	20	2.1	147	15.5	5	0.5	946
<b><u>4th Class Counties</u></b>							
Beaver	25	8.1	0	--	0	--	308
Butler	34	15.7	0	--	2	0.9	217
Cambria	21	7.2	0	--	1	0.3	292
Centre	0	--	0	--	0	--	81
Fayette	0	--	21	6.6	1	0.3	317
Franklin	38	13.9	0	--	1	0.4	273
Monroe	3	1.4	0	--	0	--	213
Schuylkill	0	--	4	1.8	0	--	217
Washington	94	24.5	27	7.0	0	--	383
<b><u>5th Class Counties</u></b>							
Adams	0	--	0	--	0	--	161
Blair	12	4.5	0	--	0	--	269
Lawrence	2	2.0	0	--	2	2.0	102
Lebanon	0	--	0	--	0	--	272
Lycoming	36	13.6	0	--	3	1.1	264
Mercer	0	--	0	--	1	0.6	176
Northumberland	0	--	3	1.6	0	--	183

Family Court Caseload - 2019 Juvenile Delinquency  
Cases Pending Disposition - Disposed

	Adjudicated Delinquent Judge	%	Dismissed/ Withdrawn/ Transferred	%	Consent Decree Entered	%	*Informal Adjustment Program Entered	%	Other	%
<b><u>6th Class Counties</u></b>										
Armstrong	16	26.2	14	23.0	22	36.1	7	11.5	2	3.3
Bedford	25	50.0	3	6.0	16	32.0	0	--	6	12.0
Bradford	22	21.6	14	13.7	31	30.4	18	17.6	7	6.9
Carbon	14	16.9	25	30.1	32	38.6	0	--	4	4.8
Clarion	12	18.8	18	28.1	22	34.4	1	1.6	9	14.1
Clearfield	73	62.4	13	11.1	25	21.4	0	--	6	5.1
Clinton	28	50.0	13	23.2	13	23.2	0	--	2	3.6
Columbia	34	43.0	21	26.6	7	8.9	15	19.0	1	1.3
Crawford	32	24.4	27	20.6	22	16.8	0	--	8	6.1
Elk	0	--	2	6.1	8	24.2	11	33.3	12	36.4
Greene	5	17.2	1	3.4	10	34.5	1	3.4	8	27.6
Huntingdon	36	44.4	13	16.0	22	27.2	1	1.2	6	7.4
Indiana	34	37.0	16	17.4	21	22.8	21	22.8	0	--
Jefferson	13	24.5	9	17.0	28	52.8	0	--	3	5.7
McKean	11	17.7	5	8.1	26	41.9	11	17.7	7	11.3
Mifflin	32	40.5	8	10.1	31	39.2	0	--	4	5.1
Perry	18	27.7	6	9.2	30	46.2	6	9.2	5	7.7
Pike	32	53.3	10	16.7	17	28.3	0	--	1	1.7
Somerset	17	28.8	20	33.9	22	37.3	0	--	0	--
Susquehanna	10	24.4	2	4.9	4	9.8	16	39.0	0	--
Tioga	14	29.2	6	12.5	23	47.9	0	--	5	10.4
Venango	30	28.8	11	10.6	27	26.0	0	--	15	14.4
Warren	44	60.3	8	11.0	14	19.2	0	--	7	9.6
Wayne	8	21.1	7	18.4	6	15.8	12	31.6	1	2.6
<b><u>7th Class Counties</u></b>										
Juniata	15	48.4	2	6.5	6	19.4	0	--	8	25.8
Snyder	16	26.2	29	47.5	6	9.8	7	11.5	1	1.6
Union	8	36.4	5	22.7	2	9.1	5	22.7	1	4.5
Wyoming	28	68.3	12	29.3	0	--	0	--	1	2.4
<b><u>8th Class Counties</u></b>										
Cameron	2	20.0	1	10.0	7	70.0	0	--	0	--
Forest	1	25.0	2	50.0	1	25.0	0	--	0	--
Fulton	1	7.1	6	42.9	7	50.0	0	--	0	--
Montour	14	42.4	6	18.2	11	33.3	0	--	1	3.0
Potter	10	26.3	8	21.1	17	44.7	2	5.3	1	2.6
Sullivan	2	100.0	0	--	0	--	0	--	0	--

\* Includes cases closed pre-petition due to juveniles' participation in Alternative Programs, including Youth Aid Panels.

Family Court Caseload - 2019 Juvenile Delinquency  
Cases Pending Disposition - Disposed

	Adjudicated Delinquent Hearing Officer	%	Warned and Counseled (Pre-Peition)	%	Transferred to Criminal Court	%	Cases Disposed
<b><u>6th Class Counties</u></b>							
Armstrong	0	--	0	--	0	--	61
Bedford	0	--	0	--	0	--	50
Bradford	9	8.8	0	--	1	1.0	102
Carbon	0	--	8	9.6	0	--	83
Clarion	0	--	1	1.6	1	1.6	64
Clearfield	0	--	0	--	0	--	117
Clinton	0	--	0	--	0	--	56
Columbia	0	--	1	1.3	0	--	79
Crawford	40	30.5	0	--	2	1.5	131
Elk	0	--	0	--	0	--	33
Greene	4	13.8	0	--	0	--	29
Huntingdon	0	--	0	--	3	3.7	81
Indiana	0	--	0	--	0	--	92
Jefferson	0	--	0	--	0	--	53
McKean	2	3.2	0	--	0	--	62
Mifflin	0	--	0	--	4	5.1	79
Perry	0	--	0	--	0	--	65
Pike	0	--	0	--	0	--	60
Somerset	0	--	0	--	0	--	59
Susquehanna	0	--	9	22.0	0	--	41
Tioga	0	--	0	--	0	--	48
Venango	16	15.4	5	4.8	0	--	104
Warren	0	--	0	--	0	--	73
Wayne	4	10.5	0	--	0	--	38
<b><u>7th Class Counties</u></b>							
Juniata	0	--	0	--	0	--	31
Snyder	0	--	0	--	2	3.3	61
Union	0	--	0	--	1	4.5	22
Wyoming	0	--	0	--	0	--	41
<b><u>8th Class Counties</u></b>							
Cameron	0	--	0	--	0	--	10
Forest	0	--	0	--	0	--	4
Fulton	0	--	0	--	0	--	14
Montour	0	--	0	--	1	3.0	33
Potter	0	--	0	--	0	--	38
Sullivan	0	--	0	--	0	--	2

Famly Court Caseload - 2019 Juvenile Delinquency  
 Formal Dispositions - Adjudicated Delinquent Cases

	Begin Pending	Adjudicated Delinquent				Adjudicated Delinquent Cases	Warrant Issued	Court Supervision Terminated	End Pending
		Judge	Hearing Officer	Warrant Returned	Other				
<b><u>1st Class County</u></b>									
Philadelphia	1,718	486	72	768	174	3,218	719	1,243	1,256
<b><u>2nd Class County</u></b>									
Allegheny	1,268	509	4	383	8	2,172	436	685	1,051
<b><u>2A Class Counties</u></b>									
Bucks	567	335	0	82	19	1,003	86	396	521
Delaware	1,494	383	191	592	37	2,697	628	660	1,409
Montgomery	618	317	0	7	15	957	34	487	436
<b><u>3rd Class Counties</u></b>									
Berks	303	205	0	25	8	541	25	169	347
Chester	374	93	99	17	19	602	30	216	356
Cumberland	140	59	0	10	0	209	15	66	128
Dauphin	642	400	29	27	8	1,106	27	448	631
Erie	361	276	0	4	6	647	12	259	376
Lackawanna	269	140	0	0	5	414	12	161	241
Lancaster	1,078	412	0	0	6	1,496	0	364	1,132
Lehigh	347	120	145	11	11	634	10	294	330
Luzerne	169	73	0	1	9	252	14	134	104
Northampton	272	195	0	1	2	470	15	157	298
Westmoreland	283	97	80	51	28	539	80	197	262
York	565	322	20	118	4	1,029	124	401	504
<b><u>4th Class Counties</u></b>									
Beaver	119	23	25	8	10	185	6	61	118
Butler	95	35	34	8	0	172	12	71	89
Cambria	204	81	21	9	2	317	12	137	168
Centre	43	11	0	0	1	55	0	23	32
Fayette	110	36	0	2	1	149	11	60	78
Franklin	109	48	38	0	0	195	0	77	118
Monroe	246	159	3	4	5	417	10	138	269
Schuylkill	166	69	0	4	2	241	4	71	166
Washington	268	71	94	107	1	541	113	128	300
<b><u>5th Class Counties</u></b>									
Adams	61	62	0	4	0	127	4	39	84
Blair	86	46	12	3	0	147	6	74	67
Lawrence	72	29	2	5	3	111	0	27	84
Lebanon	120	54	0	6	3	183	6	64	113
Lycoming	126	54	36	1	1	218	4	86	128
Mercer	172	85	0	8	1	266	8	102	156
Northumberland	146	20	0	1	2	169	1	24	144

Famly Court Caseload - 2019 Juvenile Delinquency  
 Formal Dispositions - Adjudicated Delinquent Cases

	<b>Adjudicated Delinquent</b>					<b>Adjudicated Delinquent Cases</b>	<b>Warrant Issued</b>	<b>Court Supervision Terminated</b>	<b>End Pending</b>
	<b>Begin Pending</b>	<b>Judge</b>	<b>Hearing Officer</b>	<b>Warrant Returned</b>	<b>Other</b>				
<b><u>6th Class Counties</u></b>									
Armstrong	36	16	0	2	2	56	0	34	22
Bedford	97	25	0	0	0	122	1	13	108
Bradford	32	22	9	0	1	64	1	12	51
Carbon	28	14	0	0	1	43	1	21	21
Clarion	38	12	0	0	7	57	1	12	44
Clearfield	137	73	0	0	0	210	1	81	128
Clinton	26	28	0	0	0	54	0	23	31
Columbia	51	34	0	0	2	87	0	43	44
Crawford	130	32	40	2	2	206	2	89	115
Elk	12	0	0	0	2	14	0	2	12
Greene	23	5	4	1	1	34	4	9	21
Huntingdon	63	36	0	0	2	101	0	23	78
Indiana	38	34	0	0	6	78	2	22	54
Jefferson	18	13	0	0	0	31	0	13	18
McKean	44	11	2	0	2	59	0	12	47
Mifflin	79	32	0	0	0	111	0	69	42
Perry	104	18	0	0	0	122	0	18	104
Pike	113	32	0	0	5	150	0	23	127
Somerset	41	17	0	3	1	62	3	20	39
Susquehanna	25	10	0	0	1	36	0	10	26
Tioga	23	14	0	0	1	38	0	14	24
Venango	74	30	16	9	10	139	8	21	110
Warren	96	44	0	0	0	140	0	38	102
Wayne	27	8	4	0	2	41	1	14	26
<b><u>7th Class Counties</u></b>									
Juniata	18	15	0	0	1	34	0	10	24
Snyder	31	16	0	0	0	47	0	25	22
Union	24	8	0	0	0	32	0	17	15
Wyoming	28	28	0	0	0	56	0	18	38
<b><u>8th Class Counties</u></b>									
Cameron	10	2	0	0	0	12	0	0	12
Forest	4	1	0	0	0	5	0	0	5
Fulton	38	1	0	0	0	39	0	11	28
Montour	37	14	0	0	0	51	0	20	31
Potter	23	10	0	0	0	33	0	7	26
Sullivan	1	2	0	0	0	3	0	2	1



Family Court Caseload - 2019 Juvenile Delinquency  
 Formal Dispositions - Court Supervision Terminated

	Conditions Satisfied	Compelling % Reasons	%	Other	Reached % Age 21	Transferred to Another % Juvenile Court	Court Supervision % Terminated				
<b><u>1st Class County</u></b>											
Philadelphia	1,143	92.0	21	1.7	22	1.8	57	4.6	0	--	1,243
<b><u>2nd Class County</u></b>											
Allegheny	556	81.2	29	4.2	49	7.2	51	7.4	0	--	685
<b><u>2A Class Counties</u></b>											
Bucks	302	76.3	67	16.9	24	6.1	2	0.5	1	0.3	396
Delaware	456	69.1	0	--	53	8.0	146	22.1	5	0.8	660
Montgomery	447	91.8	4	0.8	19	3.9	5	1.0	12	2.5	487
<b><u>3rd Class Counties</u></b>											
Berks	141	83.4	7	4.1	7	4.1	14	8.3	0	--	169
Chester	177	81.9	31	14.4	8	3.7	0	--	0	--	216
Cumberland	47	71.2	17	25.8	2	3.0	0	--	0	--	66
Dauphin	386	86.2	36	8.0	23	5.1	3	0.7	0	--	448
Erie	238	91.9	5	1.9	16	6.2	0	--	0	--	259
Lackawanna	141	87.6	16	9.9	3	1.9	1	0.6	0	--	161
Lancaster	226	62.1	6	1.6	0	--	131	36.0	1	0.3	364
Lehigh	78	26.5	206	70.1	6	2.0	4	1.4	0	--	294
Luzerne	103	76.9	22	16.4	7	5.2	2	1.5	0	--	134
Northampton	143	91.1	3	1.9	7	4.5	1	0.6	3	1.9	157
Westmoreland	131	66.5	14	7.1	52	26.4	0	--	0	--	197
York	301	75.1	94	23.4	6	1.5	0	--	0	--	401
<b><u>4th Class Counties</u></b>											
Beaver	41	67.2	10	16.4	10	16.4	0	--	0	--	61
Butler	66	93.0	3	4.2	0	--	1	1.4	1	1.4	71
Cambria	88	64.2	48	35.0	1	0.7	0	--	0	--	137
Centre	7	30.4	15	65.2	1	4.3	0	--	0	--	23
Fayette	7	11.7	31	51.7	22	36.7	0	--	0	--	60
Franklin	63	81.8	11	14.3	0	--	3	3.9	0	--	77
Monroe	125	90.6	4	2.9	5	3.6	2	1.4	2	1.4	138
Schuylkill	58	81.7	0	--	2	2.8	11	15.5	0	--	71
Washington	115	89.8	12	9.4	0	--	1	0.8	0	--	128
<b><u>5th Class Counties</u></b>											
Adams	35	89.7	3	7.7	1	2.6	0	--	0	--	39
Blair	17	23.0	57	77.0	0	--	0	--	0	--	74
Lawrence	16	59.3	0	--	8	29.6	2	7.4	1	3.7	27
Lebanon	13	20.3	44	68.8	6	9.4	1	1.6	0	--	64
Lycoming	64	74.4	19	22.1	2	2.3	0	--	1	1.2	86
Mercer	67	65.7	0	--	35	34.3	0	--	0	--	102
Northumberland	19	79.2	3	12.5	2	8.3	0	--	0	--	24

Family Court Caseload - 2019 Juvenile Delinquency  
 Formal Dispositions - Court Supervision Terminated

	Conditions Satisfied	%	Compelling Reasons	%	Other	%	Reached Age 21	%	Transferred to Another Juvenile Court	%	Court Supervision Terminated	
<b><u>6th Class Counties</u></b>												
Armstrong	30	88.2	3	8.8	1	2.9	0	--	0	--	34	
Bedford	2	15.4	0	--	11	84.6	0	--	0	--	13	
Bradford	5	41.7	5	41.7	2	16.7	0	--	0	--	12	
Carbon	11	52.4	1	4.8	8	38.1	1	4.8	0	--	21	
Clarion	5	41.7	3	25.0	4	33.3	0	--	0	--	12	
Clearfield	49	60.5	30	37.0	2	2.5	0	--	0	--	81	
Clinton	9	39.1	14	60.9	0	--	0	--	0	--	23	
Columbia	36	83.7	3	7.0	4	9.3	0	--	0	--	43	
Crawford	84	94.4	0	--	4	4.5	1	1.1	0	--	89	
Elk	0	--	0	--	2	100.0	0	--	0	--	2	
Greene	3	33.3	0	--	6	66.7	0	--	0	--	9	
Huntingdon	10	43.5	10	43.5	3	13.0	0	--	0	--	23	
Indiana	16	72.7	0	--	6	27.3	0	--	0	--	22	
Jefferson	13	100.0	0	--	0	--	0	--	0	--	13	
McKean	9	75.0	0	--	3	25.0	0	--	0	--	12	
Mifflin	26	37.7	42	60.9	1	1.4	0	--	0	--	69	
Perry	13	72.2	4	22.2	1	5.6	0	--	0	--	18	
Pike	21	91.3	0	--	0	--	2	8.7	0	--	23	
Somerset	10	50.0	6	30.0	0	--	4	20.0	0	--	20	
Susquehanna	8	80.0	1	10.0	1	10.0	0	--	0	--	10	
Tioga	10	71.4	3	21.4	1	7.1	0	--	0	--	14	
Venango	16	76.2	1	4.8	3	14.3	1	4.8	0	--	21	
Warren	13	34.2	0	--	25	65.8	0	--	0	--	38	
Wayne	10	71.4	4	28.6	0	--	0	--	0	--	14	
<b><u>7th Class Counties</u></b>												
Juniata	5	50.0	2	20.0	3	30.0	0	--	0	--	10	
Snyder	21	84.0	0	--	4	16.0	0	--	0	--	25	
Union	15	88.2	1	5.9	1	5.9	0	--	0	--	17	
Wyoming	15	83.3	2	11.1	1	5.6	0	--	0	--	18	
<b><u>8th Class Counties</u></b>												
Cameron	0	--	0	--	0	--	0	--	0	--	0	
Forest	0	--	0	--	0	--	0	--	0	--	0	
Fulton	4	36.4	0	--	7	63.6	0	--	0	--	11	
Montour	16	80.0	4	20.0	0	--	0	--	0	--	20	
Potter	6	85.7	1	14.3	0	--	0	--	0	--	7	
Sullivan	2	100.0	0	--	0	--	0	--	0	--	2	

Famly Court Caseload - 2019 Juvenile Delinquency  
 Informal Dispositions - Informally Disposed Cases

	Consent Decree Begin Pending	Informal Adjustment Begin Pending	New Consent Decree	New Informal Adjustment
<b><u>1st Class County</u></b>				
Philadelphia	113	1	349	2
<b><u>2nd Class County</u></b>				
Allegheny	196	118	336	334
<b><u>2A Class Counties</u></b>				
Bucks	95	31	153	86
Delaware	332	83	240	149
Montgomery	63	279	100	148
<b><u>3rd Class Counties</u></b>				
Berks	153	36	161	96
Chester	53	46	62	163
Cumberland	91	16	140	108
Dauphin	108	53	97	189
Erie	30	65	56	116
Lackawanna	46	24	125	54
Lancaster	47	76	94	177
Lehigh	61	7	122	17
Luzerne	66	44	17	74
Northampton	55	131	94	207
Westmoreland	94	7	135	3
York	125	48	133	173
<b><u>4th Class Counties</u></b>				
Beaver	54	6	130	6
Butler	34	1	73	4
Cambria	56	6	109	8
Centre	28	6	27	16
Fayette	41	34	77	84
Franklin	35	6	85	42
Monroe	26	0	34	0
Schuylkill	30	41	31	86
Washington	18	20	57	94
<b><u>5th Class Counties</u></b>				
Adams	18	8	38	14
Blair	63	4	122	29
Lawrence	32	2	35	5
Lebanon	88	4	147	15
Lycoming	61	0	93	2
Mercer	11	0	26	0
Northumberland	31	152	52	82

Famly Court Caseload - 2019 Juvenile Delinquency  
 Informal Dispositions - Informally Disposed Cases

	Warrant Returned	Other	Informally Disposed Cases	Warrant Issued	Informally Disposed Cases Terminated	End Pending
<b><u>1st Class County</u></b>						
Philadelphia	31	6	502	52	315	135
<b><u>2nd Class County</u></b>						
Allegheny	21	26	1,031	63	602	366
<b><u>2A Class Counties</u></b>						
Bucks	1	32	398	5	256	137
Delaware	11	13	828	20	398	410
Montgomery	1	3	594	4	132	458
<b><u>3rd Class Counties</u></b>						
Berks	6	2	454	9	236	209
Chester	0	1	325	1	225	99
Cumberland	0	0	355	0	227	128
Dauphin	3	64	514	3	351	160
Erie	0	0	267	0	161	106
Lackawanna	0	1	250	2	155	93
Lancaster	0	0	394	0	273	121
Lehigh	1	1	209	0	128	81
Luzerne	3	11	215	0	151	64
Northampton	1	1	489	4	281	204
Westmoreland	0	8	247	4	153	90
York	0	1	480	9	317	154
<b><u>4th Class Counties</u></b>						
Beaver	0	2	198	5	108	85
Butler	0	1	113	1	83	29
Cambria	0	1	180	0	114	66
Centre	0	0	77	0	50	27
Fayette	0	7	243	1	105	137
Franklin	0	0	168	0	130	38
Monroe	0	1	61	0	45	16
Schuylkill	0	5	193	0	94	99
Washington	0	0	189	0	130	59
<b><u>5th Class Counties</u></b>						
Adams	0	1	79	1	58	20
Blair	0	0	218	1	137	80
Lawrence	0	11	85	0	38	47
Lebanon	0	1	255	1	142	112
Lycoming	0	41	197	0	99	98
Mercer	0	4	41	0	23	18
Northumberland	2	31	350	2	120	228

Famly Court Caseload - 2019 Juvenile Delinquency  
 Informal Dispositions - Informally Disposed Cases

	Consent Decree Begin Pending	Informal Adjustment Begin Pending	New Consent Decree	New Informal Adjustment
<b><u>6th Class Counties</u></b>				
Armstrong	40	15	22	7
Bedford	48	0	16	0
Bradford	21	14	31	18
Carbon	27	0	32	0
Clarion	15	0	22	1
Clearfield	14	0	25	0
Clinton	12	0	13	0
Columbia	8	7	7	15
Crawford	16	0	22	0
Elk	61	43	8	11
Greene	9	3	10	1
Huntingdon	27	0	22	1
Indiana	26	6	21	21
Jefferson	45	0	28	0
McKean	8	6	26	11
Mifflin	14	0	31	0
Perry	37	10	30	6
Pike	44	0	17	0
Somerset	10	0	22	0
Susquehanna	5	2	4	16
Tioga	28	0	23	0
Venango	20	0	27	0
Warren	42	2	14	0
Wayne	5	6	6	12
<b><u>7th Class Counties</u></b>				
Juniata	20	0	6	0
Snyder	7	1	6	7
Union	5	4	2	5
Wyoming	0	0	0	0
<b><u>8th Class Counties</u></b>				
Cameron	5	3	7	0
Forest	0	0	1	0
Fulton	5	5	7	0
Montour	18	7	11	0
Potter	10	5	17	2
Sullivan	0	1	0	0

Famly Court Caseload - 2019 Juvenile Delinquency  
 Informal Dispositions - Informally Disposed Cases

	Warrant Returned	Other	Informally Disposed Cases	Warrant Issued	Informally Disposed Cases Terminated	End Pending
<b><u>6th Class Counties</u></b>						
Armstrong	0	17	101	0	43	58
Bedford	0	0	64	0	14	50
Bradford	1	4	89	0	39	50
Carbon	1	4	64	0	37	27
Clarion	0	0	38	1	21	16
Clearfield	0	4	43	0	15	28
Clinton	0	0	25	0	17	8
Columbia	0	3	40	0	23	17
Crawford	0	1	39	0	19	20
Elk	0	10	133	0	32	101
Greene	0	0	23	0	9	14
Huntingdon	0	0	50	0	25	25
Indiana	0	2	76	0	46	30
Jefferson	0	0	73	0	51	22
McKean	0	1	52	0	30	22
Mifflin	0	1	46	0	36	10
Perry	0	4	87	0	43	44
Pike	0	15	76	0	4	72
Somerset	0	0	32	0	19	13
Susquehanna	0	1	28	0	22	6
Tioga	0	0	51	0	38	13
Venango	0	5	52	0	25	27
Warren	0	6	64	0	33	31
Wayne	0	2	31	0	25	6
<b><u>7th Class Counties</u></b>						
Juniata	0	0	26	0	16	10
Snyder	0	0	21	0	18	3
Union	0	0	16	0	11	5
Wyoming	0	1	1	0	0	1
<b><u>8th Class Counties</u></b>						
Cameron	0	1	16	0	2	14
Forest	0	0	1	0	0	1
Fulton	0	0	17	0	10	7
Montour	0	2	38	0	21	17
Potter	0	0	34	0	14	20
Sullivan	0	0	1	0	0	1

Family Court Caseload - 2019 Juvenile Delinquency  
 Informal Dispositions - Informally Disposed Cases Terminated

	Consent Decree Completed	%	Informal Adjustment Completed	%	Other	%
<b><u>1st Class County</u></b>						
Philadelphia	214	67.9	0	--	10	3.2
<b><u>2nd Class County</u></b>						
Allegheny	196	32.6	240	39.9	112	18.6
<b><u>2A Class Counties</u></b>						
Bucks	128	50.0	70	27.3	34	13.3
Delaware	178	44.7	113	28.4	73	18.3
Montgomery	90	68.2	1	0.8	18	13.6
<b><u>3rd Class Counties</u></b>						
Berks	154	65.3	18	7.6	5	2.1
Chester	62	27.6	148	65.8	8	3.6
Cumberland	116	51.1	78	34.4	7	3.1
Dauphin	117	33.3	172	49.0	20	5.7
Erie	45	28.0	97	60.2	17	10.6
Lackawanna	81	52.3	55	35.5	7	4.5
Lancaster	78	28.6	164	60.1	1	0.4
Lehigh	92	71.9	18	14.1	2	1.6
Luzerne	49	32.5	73	48.3	28	18.5
Northampton	74	26.3	183	65.1	13	4.6
Westmoreland	121	79.1	3	2.0	15	9.8
York	139	43.8	127	40.1	17	5.4
<b><u>4th Class Counties</u></b>						
Beaver	91	84.3	2	1.9	12	11.1
Butler	78	94.0	5	6.0	0	--
Cambria	93	81.6	5	4.4	3	2.6
Centre	26	52.0	14	28.0	4	8.0
Fayette	48	45.7	42	40.0	13	12.4
Franklin	80	61.5	38	29.2	0	--
Monroe	42	93.3	0	--	2	4.4
Schuylkill	25	26.6	64	68.1	2	2.1
Washington	41	31.5	69	53.1	2	1.5
<b><u>5th Class Counties</u></b>						
Adams	36	62.1	15	25.9	2	3.4
Blair	91	66.4	29	21.2	5	3.6
Lawrence	26	68.4	5	13.2	5	13.2
Lebanon	97	68.3	5	3.5	27	19.0
Lycoming	78	78.8	0	--	10	10.1
Mercer	0	--	0	--	21	91.3
Northumberland	32	26.7	80	66.7	6	5.0

Family Court Caseload - 2019 Juvenile Delinquency  
 Informal Dispositions - Informally Disposed Cases Terminated

	Consent Decree Revoked	%	Informal Adjustment Revoked	%	Informally Disposed Cases Terminated
<b><u>1st Class County</u></b>					
Philadelphia	91	28.9	0	--	315
<b><u>2nd Class County</u></b>					
Allegheny	50	8.3	4	0.7	602
<b><u>2A Class Counties</u></b>					
Bucks	24	9.4	0	--	256
Delaware	34	8.5	0	--	398
Montgomery	6	4.5	17	12.9	132
<b><u>3rd Class Counties</u></b>					
Berks	42	17.8	17	7.2	236
Chester	3	1.3	4	1.8	225
Cumberland	17	7.5	9	4.0	227
Dauphin	42	12.0	0	--	351
Erie	2	1.2	0	--	161
Lackawanna	12	7.7	0	--	155
Lancaster	12	4.4	18	6.6	273
Lehigh	16	12.5	0	--	128
Luzerne	1	0.7	0	--	151
Northampton	11	3.9	0	--	281
Westmoreland	14	9.2	0	--	153
York	28	8.8	6	1.9	317
<b><u>4th Class Counties</u></b>					
Beaver	3	2.8	0	--	108
Butler	0	--	0	--	83
Cambria	11	9.6	2	1.8	114
Centre	6	12.0	0	--	50
Fayette	2	1.9	0	--	105
Franklin	9	6.9	3	2.3	130
Monroe	1	2.2	0	--	45
Schuylkill	2	2.1	1	1.1	94
Washington	6	4.6	12	9.2	130
<b><u>5th Class Counties</u></b>					
Adams	5	8.6	0	--	58
Blair	12	8.8	0	--	137
Lawrence	2	5.3	0	--	38
Lebanon	13	9.2	0	--	142
Lycoming	11	11.1	0	--	99
Mercer	2	8.7	0	--	23
Northumberland	2	1.7	0	--	120



Family Court Caseload - 2019 Juvenile Delinquency  
 Informal Dispositions - Informally Disposed Cases Terminated

	Consent Decree Completed	%	Informal Adjustment Completed	%	Other	%
<b><u>6th Class Counties</u></b>						
Armstrong	37	86.0	2	4.7	4	9.3
Bedford	10	71.4	0	--	0	--
Bradford	21	53.8	12	30.8	2	5.1
Carbon	33	89.2	0	--	4	10.8
Clarion	16	76.2	0	--	5	23.8
Clearfield	14	93.3	0	--	1	6.7
Clinton	16	94.1	0	--	0	--
Columbia	9	39.1	11	47.8	2	8.7
Crawford	16	84.2	0	--	1	5.3
Elk	5	15.6	11	34.4	16	50.0
Greene	2	22.2	0	--	6	66.7
Huntingdon	17	68.0	0	--	5	20.0
Indiana	28	60.9	16	34.8	2	4.3
Jefferson	43	84.3	0	--	1	2.0
McKean	17	56.7	4	13.3	9	30.0
Mifflin	33	91.7	0	--	1	2.8
Perry	16	37.2	8	18.6	5	11.6
Pike	1	25.0	0	--	3	75.0
Somerset	18	94.7	0	--	0	--
Susquehanna	4	18.2	18	81.8	0	--
Tioga	35	92.1	0	--	1	2.6
Venango	18	72.0	0	--	7	28.0
Warren	17	51.5	0	--	8	24.2
Wayne	8	32.0	16	64.0	0	--
<b><u>7th Class Counties</u></b>						
Juniata	1	6.3	0	--	14	87.5
Snyder	10	55.6	8	44.4	0	--
Union	2	18.2	3	27.3	5	45.5
Wyoming	0	--	0	--	0	--
<b><u>8th Class Counties</u></b>						
Cameron	1	50.0	0	--	0	--
Forest	0	--	0	--	0	--
Fulton	8	80.0	0	--	2	20.0
Montour	18	85.7	0	--	0	--
Potter	6	42.9	6	42.9	0	--
Sullivan	0	--	0	--	0	--

Family Court Caseload - 2019 Juvenile Delinquency  
 Informal Dispositions - Informally Disposed Cases Terminated

	Consent Decree Revoked	%	Informal Adjustment Revoked	%	Informally Disposed Cases Terminated
<b><u>6th Class Counties</u></b>					
Armstrong	0	--	0	--	43
Bedford	4	28.6	0	--	14
Bradford	4	10.3	0	--	39
Carbon	0	--	0	--	37
Clarion	0	--	0	--	21
Clearfield	0	--	0	--	15
Clinton	1	5.9	0	--	17
Columbia	1	4.3	0	--	23
Crawford	2	10.5	0	--	19
Elk	0	--	0	--	32
Greene	1	11.1	0	--	9
Huntingdon	3	12.0	0	--	25
Indiana	0	--	0	--	46
Jefferson	7	13.7	0	--	51
McKean	0	--	0	--	30
Mifflin	2	5.6	0	--	36
Perry	14	32.6	0	--	43
Pike	0	--	0	--	4
Somerset	1	5.3	0	--	19
Susquehanna	0	--	0	--	22
Tioga	2	5.3	0	--	38
Venango	0	--	0	--	25
Warren	8	24.2	0	--	33
Wayne	1	4.0	0	--	25
<b><u>7th Class Counties</u></b>					
Juniata	1	6.3	0	--	16
Snyder	0	--	0	--	18
Union	1	9.1	0	--	11
Wyoming	0	--	0	--	0
<b><u>8th Class Counties</u></b>					
Cameron	1	50.0	0	--	2
Forest	0	--	0	--	0
Fulton	0	--	0	--	10
Montour	3	14.3	0	--	21
Potter	2	14.3	0	--	14
Sullivan	0	--	0	--	0

---

---

## JUVENILE DELINQUENCY

*... a classification of juvenile cases which involves an act by an individual between 10 and 18 years of age which has been designated as a crime under Pennsylvania law or under local ordinances.*

**Alternative Program Revoked**

Cases returned to the pending inventory due to the revocation of a juvenile's participation in an alternative course of relief, as previously approved by a court via motion.

**Adjudicated Delinquent Judge (Formal)**

Active cases adjudicated delinquent by a judge following an evidentiary hearing.

**Adjudicated Delinquent Juvenile Court Hearing Officer (Formal)**

Active cases adjudicated delinquent by a hearing officer following an evidentiary hearing.

**Begin Pending**

**Pending Disposition:** New written allegations and petitions awaiting adjudication at the beginning of the reporting period (January 1<sup>st</sup>).

**Formal Dispositions:** Cases previously adjudicated delinquent under court supervision at the beginning of the reporting period (January 1<sup>st</sup>).

**Consent Decree:** Cases with an active consent decree in place at the beginning of the reporting period (January 1<sup>st</sup>).

**Informal Adjustment:** Cases with an active informal adjustment at the beginning of the reporting period (January 1<sup>st</sup>).

**Cases Available for Disposition**

The sum of Begin Pending, plus New Cases, and cases returned to active status due to Consent Decree Revoked, Informal Adjustment Program Revoked, Alternative Program Revoked, Warrant Returned, and for an Other reason.

**Cases Disposed**

To count as disposed, a case must have been adjudicated, placed in inactive status or otherwise disposed during the reporting period. These cases are then categorized by disposition type and include:

**Adjudicated Delinquent Judge:** A determination by a judge, following an evidentiary proceeding, that a juvenile has committed a delinquent act and is need of treatment, supervision or rehabilitation.

**Adjudicated Delinquent Juvenile Court Hearing Officer:** A determination by a hearing officer, following an evidentiary proceeding, that a juvenile has committed a delinquent act and is need of treatment, supervision or rehabilitation.

**Consent Decree Entered:** Cases in which a consent decree has been approved by the district attorney and the court, placing a juvenile under the supervision of a probation office under stipulated terms for a period of up to 6 months.

---

---

**Dismissed/Withdrawn/Transferred:** Cases dismissed by a court prior to or following an adjudicatory hearing, (does NOT include cases dismissed related to informal adjustment programs); cases withdrawn by an attorney for the Commonwealth; cases transferred to another jurisdiction for adjudication or disposition, following a motion. Transfers are usually to a juveniles' county of residence (if an action is commenced in the court of another county).

**Informal Adjustment Program Entered:** Cases in which a new informal adjustment program has been commenced with a juvenile probation office for a period of up to 6 months.

**Other:** Cases disposed in a manner outside the criteria of other disposition categories. In the first year of automated statewide data, the "Other" disposition category includes some administrative closures necessitated by the migration of data from legacy systems. This category will decrease over time as fewer administrative corrections are needed.

**Transferred to Criminal Court:** Cases originating in juvenile court that are transferred to adult criminal court.

**Warned and Couseled (Pre-Petition):** Cases in which a juvenile probation officer issues a warning and counsels a juvenile related to alleged delinquent conduct; the case is then closed.

**Informally  
Disposed Cases**

The sum of Begin Pending plus New Consent Decree, New Informal Adjustment, Warrant Returned and Other.

**Informally Disposed  
Cases Terminated**

Informal disposition case termination categories include:

**Consent Decree Completed:** Closed cases in which a juvenile has satisfied all terms and conditions of a Consent Decree or in which the juvenile is discharged by the court from a Consent Decree prior to the end of the specified time period.

**Consent Decree Revoked:** Cases returned to the pending inventory for further proceedings due to the revocation of a previously court-approved Consent Decree. Consent Decrees are revoked if the juvenile fails to meet the conditions of the program or new allegations have been filed against the juvenile.

**Informal Adjustment Completed:** Cases closed (dismissed) upon successful completion of all stipulated terms and conditions of the Informal Adjustment Program.

**Informal Adjustment Program Revoked:** Cases returned to the active inventory due to the revocation (due to juvenile non-compliance, violation, or other action(s) in defiance of agreed terms) of a previously entered informal adjustment arrangement as defined by a juvenile probation office.

**Other:** Cases disposed in a manner outside the criteria of other disposition categories. In the first year of automated statewide data, the "Other" disposition category includes some administrative closures necessitated by the migration of data from legacy systems. This category will decrease over time as fewer administrative corrections are needed.

---

<b>Consent Decree Revoked</b>	Cases returned to the pending inventory for further proceedings due to the revocation of a previously court-approved consent decree. Consent decrees are revoked if the juvenile fails to meet the conditions of the program or new allegations have been filed against the juvenile.
<b>Formally Disposed Cases, Court Supervision Terminated</b>	<p>These cases are categorized by court supervision type:</p> <p><b>Conditions Satisfied:</b> Court supervision is terminated due to a juvenile satisfying imposed conditions of placement and/or probation.</p> <p><b>Compelling Reasons:</b> Court supervision is terminated early (i.e. prior to completion of all terms/conditions of a dispositional order) upon order of the court following a motion made by any party to the case.</p> <p><b>Reached Age 21:</b> Court supervision is terminated due to a juvenile attaining the age of 21 years (loss of court jurisdiction).</p> <p><b>Other:</b> Cases disposed in a manner outside the criteria of other disposition categories. In the first year of automated statewide data, the "Other" disposition category includes some administrative closures necessitated by the migration of data from legacy systems. This category will decrease over time as fewer administrative corrections are needed.</p> <p><b>Transferred to Another Juvenile Court:</b> Court supervision transferred to another county.</p>
<b>End Pending</b>	Represents the total number of cases awaiting adjudication/disposition at the end of the year. Cases Available for Disposition less Warrant Issued and Cases Disposed for the calendar year.
<b>Informal Adjustment Program Revoked</b>	Cases returned to the pending inventory due to the revocation of a previously entered informal adjustment arrangement as defined by a juvenile probation office. Informal Adjustment Programs are revoked due to juvenile non-compliance, violation, or other action(s) in defiance of agreed terms
<b>New Cases</b>	A new delinquency case is initiated upon the submission of a written allegation to a juvenile probation office (with prior approval by an attorney for the Commonwealth, where required). The unit of count is the docket number assigned by a juvenile probation office.
<b>New Consent Decree</b>	Active/disposed cases in which a Consent Decree has been approved by the court, placing a juvenile under the supervision of a probation office under stipulated terms.
<b>New Informal Adjustment</b>	Active/disposed cases in which an Informal Adjustment Program has been commenced with a juvenile probation office.
<b>Other Inbound (Pending)</b>	A residual category of inbound/active cases that includes cases refiled, cases transferred from another jurisdiction, cases with a vacated adjudication, and other inbound cases in active status for a reason not otherwise specified.
<b>Other Inbound (Formal/Informal)</b>	Delinquency cases returned to active court supervision or informal supervision for a reason not otherwise specified.

---

---

---

**Warrant Issued**

Cases placed in inactive status due to the issuance of a bench warrant.

**Warrant Returned**

Cases returned to the pending, formal supervision or informal supervision inventories due to the service or recall of a bench warrant previously issued against a juvenile respondent.

# 2019 Common Pleas State Totals Juvenile Dependency

<u>Pending Adjudication</u>	<b>Abuse/Neglect</b>	<b>Status Offenses</b>	<b>Total</b>
<b>Cases Pending 1/1/19</b>	<b>1,421</b> <sup>(R)</sup>	<b>67</b> <sup>(R)</sup>	<b>1,488</b> <sup>(R)</sup>
New Petitions Filed	9,067	470	9,537
Other	1,812	41	1,853
<b>Petitions Available for Processing</b>	<b>12,300</b>	<b>578</b>	<b>12,878</b>

Processed By:

<b>Adjudicated Dependent</b>			
Judge	6,212	189	6,401
Hearing Officer	2,407	136	2,543
<b>Adjudicated NOT Dependent</b>			
Judge	668	5	673
Hearing Officer	133	2	135
Withdrawn/Dismissed/Inactive	1,160	157	1,317
Other	475	28	503
<b>Petitions Processed</b>	<b>11,055</b>	<b>517</b>	<b>11,572</b>
<b>Cases Pending 12/31/19</b>	<b>1,245</b>	<b>61</b>	<b>1,306</b>

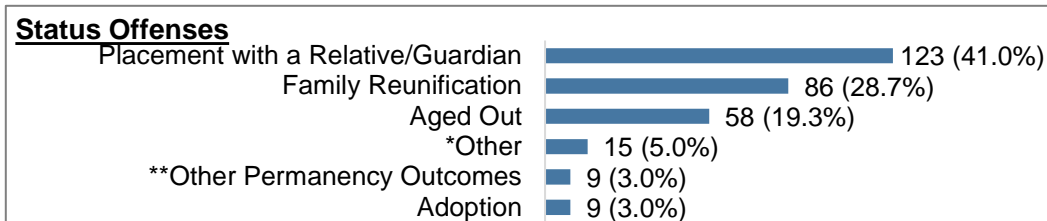
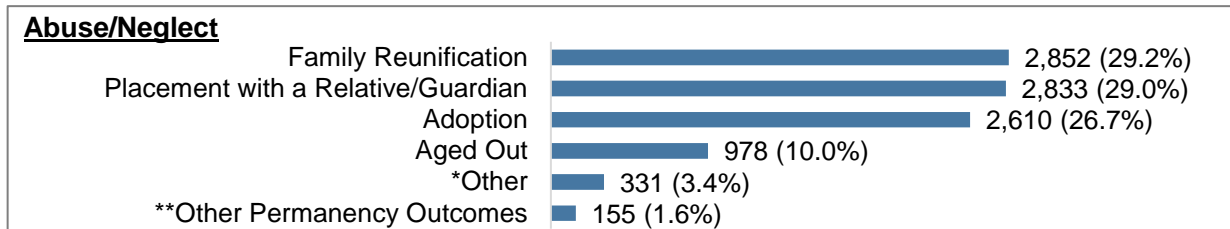
The Pending Adjudication Inventory is counted separately from adjudicated cases that are under court supervision.

**Adjudicated Dependent**

<b>Cases Pending 1/1/19</b>	<b>19,449</b> <sup>(R)</sup>	<b>488</b> <sup>(R)</sup>	<b>19,937</b> <sup>(R)</sup>
New Adjudicated Dependent Cases	8,619	325	8,944
Other	204	10	214
<b>Adjudicated Dependent Cases</b>	<b>28,272</b>	<b>823</b>	<b>29,095</b>
<b>Court Supervision Terminated</b>	<b>9,759</b>	<b>300</b>	<b>10,059</b>
<b>Cases Pending 12/31/19</b>	<b>18,513</b>	<b>523</b>	<b>19,036</b>

If the case is adjudicated dependent, the case progresses to the Adjudicated Dependent Inventory and continues under court supervision.

**Court Supervision Terminated By:**



(R) - Revised

\* Other Permanency Outcomes include: adjudicated delinquent, delinquent, death due to natural causes, emancipation, permanent living arrangement, and parent has come forward.

\*\* Other includes cases where court supervision is terminated due to transfer out of jurisdiction, withdrawal and administrative closure.

Family Court Caseload - 2019 Juvenile Dependency Abuse/Neglect  
 Pending Adjudication - Available for Processing

	Begin Pending	New Petitions Filed	Other	Petitions Available for Processing	Petitions Processed	End Pending
<b><u>1st Class County</u></b>						
Philadelphia	269	1,886	351	2,506	2,285	221
<b><u>2nd Class County</u></b>						
Allegheny	299	1,122	244	1,665	1,407	258
<b><u>2A Class Counties</u></b>						
Bucks	85	221	63	369	309	60
Delaware	40	214	47	301	280	21
Montgomery	24	220	37	281	264	17
<b><u>3rd Class Counties</u></b>						
Berks	49	249	15	313	275	38
Chester	5	57	28	90	90	0
Cumberland	40	148	32	220	197	23
Dauphin	34	207	32	273	253	20
Erie	20	203	26	249	243	6
Lackawanna	3	109	23	135	128	7
Lancaster	28	199	14	241	228	13
Lehigh	45	344	34	423	372	51
Luzerne	66	511	117	694	642	52
Northampton	30	167	30	227	182	45
Westmoreland	41	112	7	160	148	12
York	29	318	57	404	371	33
<b><u>4th Class Counties</u></b>						
Beaver	6	21	7	34	32	2
Butler	17	109	49	175	153	22
Cambria	12	89	15	116	109	7
Centre	8	44	11	63	55	8
Fayette	10	163	52	225	198	27
Franklin	7	66	19	92	83	9
Monroe	1	78	10	89	83	6
Schuylkill	25	440	166	631	592	39
Washington	19	113	35	167	146	21
<b><u>5th Class Counties</u></b>						
Adams	4	62	12	78	76	2
Blair	28	62	14	104	90	14
Lawrence	9	81	7	97	83	14
Lebanon	3	42	2	47	45	2
Lycoming	6	26	4	36	34	2
Mercer	3	33	0	36	35	1
Northumberland	5	74	19	98	97	1



Family Court Caseload - 2019 Juvenile Dependency Abuse/Neglect  
 Pending Adjudication - Available for Processing

	Begin Pending	New Petitions Filed	Other	Petitions Available for Processing	Petitions Processed	End Pending
<b><u>6th Class Counties</u></b>						
Armstrong	14	47	7	68	65	3
Bedford	8	47	14	69	56	13
Bradford	4	64	21	89	85	4
Carbon	7	57	20	84	74	10
Clarion	2	38	1	41	39	2
Clearfield	9	61	5	75	66	9
Clinton	8	24	3	35	35	0
Columbia	6	111	20	137	116	21
Crawford	17	50	4	71	55	16
Elk	0	12	3	15	7	8
Greene	9	107	21	137	134	3
Huntingdon	2	57	8	67	63	4
Indiana	0	73	6	79	74	5
Jefferson	11	69	6	86	80	6
McKean	16	46	31	93	71	22
Mifflin	0	21	0	21	18	3
Perry	1	8	0	9	4	5
Pike	1	38	4	43	32	11
Somerset	17	64	21	102	92	10
Susquehanna	1	27	6	34	34	0
Tioga	4	53	19	76	70	6
Venango	6	68	1	75	60	15
Warren	1	14	0	15	12	3
Wayne	2	33	3	38	38	0
<b><u>7th Class Counties</u></b>						
Juniata	0	10	1	11	10	1
Snyder	0	9	2	11	11	0
Union	1	18	0	19	12	7
Wyoming	3	33	5	41	38	3
<b><u>8th Class Counties</u></b>						
Cameron	0	0	0	0	0	0
Forest	0	0	0	0	0	0
Fulton	0	3	0	3	3	0
Montour	0	8	1	9	8	1
Potter	0	7	0	7	7	0
Sullivan	1	0	0	1	1	0

Family Court Caseload - 2019 Juvenile Dependency Abuse/Neglect  
 Pending Adjudication - Processed

	Adjudicated Dependent		Adjudicated NOT Dependent		Withdrawn/ Dismissed/ Inactive	Other
	Judge	Hearing Officer	Judge	Hearing Officer		
<b><u>1st Class County</u></b>						
Philadelphia	1,952	36	221	1	58	17
<b><u>2nd Class County</u></b>						
Allegheny	1,002	0	109	0	235	61
<b><u>2A Class Counties</u></b>						
Bucks	208	0	2	0	82	17
Delaware	22	175	4	10	53	16
Montgomery	251	1	0	0	1	11
<b><u>3rd Class Counties</u></b>						
Berks	208	0	13	0	41	13
Chester	5	62	5	0	6	12
Cumberland	11	133	1	28	2	22
Dauphin	22	184	9	11	2	25
Erie	14	213	0	5	3	8
Lackawanna	92	0	14	0	12	10
Lancaster	189	0	22	0	11	6
Lehigh	22	152	2	8	177	11
Luzerne	41	464	4	17	108	8
Northampton	37	131	0	0	1	13
Westmoreland	12	100	0	3	32	1
York	298	0	21	0	49	3
<b><u>4th Class Counties</u></b>						
Beaver	25	0	2	0	2	3
Butler	3	108	0	4	37	1
Cambria	44	46	2	8	2	7
Centre	41	0	12	0	0	2
Fayette	148	0	24	0	3	23
Franklin	6	64	1	4	5	3
Monroe	61	0	17	0	5	0
Schuylkill	436	0	76	0	80	0
Washington	31	88	6	4	2	15
<b><u>5th Class Counties</u></b>						
Adams	63	0	7	0	6	0
Blair	5	68	1	6	6	4
Lawrence	27	38	4	1	2	11
Lebanon	41	0	0	0	0	4
Lycoming	8	18	0	2	5	1
Mercer	25	0	3	0	0	7
Northumberland	78	0	6	0	13	0

Family Court Caseload - 2019 Juvenile Dependency Abuse/Neglect  
 Pending Adjudication - Processed

	Adjudicated Dependent		Adjudicated NOT Dependent		Withdrawn/ Dismissed/ Inactive	Other
	Judge	Hearing Officer	Judge	Hearing Officer		
<b><u>6th Class Counties</u></b>						
Armstrong	42	0	22	0	1	0
Bedford	40	0	2	0	13	1
Bradford	23	43	2	0	14	3
Carbon	57	0	13	0	4	0
Clarion	25	0	5	0	3	6
Clearfield	57	0	1	0	1	7
Clinton	30	0	0	0	5	0
Columbia	1	107	0	0	8	0
Crawford	0	36	0	4	0	15
Elk	5	0	0	0	1	1
Greene	20	82	4	15	3	10
Huntingdon	53	0	0	0	3	7
Indiana	57	0	0	0	13	4
Jefferson	69	0	4	0	0	7
McKean	17	31	2	2	0	19
Mifflin	17	0	1	0	0	0
Perry	4	0	0	0	0	0
Pike	17	0	2	0	13	0
Somerset	75	0	5	0	9	3
Susquehanna	27	0	1	0	6	0
Tioga	45	0	8	0	12	5
Venango	15	0	1	0	0	44
Warren	11	0	0	0	0	1
Wayne	11	19	1	0	7	0
<b><u>7th Class Counties</u></b>						
Juniata	6	0	1	0	0	3
Snyder	9	0	0	0	2	0
Union	10	0	0	0	0	2
Wyoming	32	0	5	0	1	0
<b><u>8th Class Counties</u></b>						
Cameron	0	0	0	0	0	0
Forest	0	0	0	0	0	0
Fulton	3	0	0	0	0	0
Montour	0	8	0	0	0	0
Potter	5	0	0	0	0	2
Sullivan	1	0	0	0	0	0

Family Court Caseload - 2019 Juvenile Dependency Status Offenses  
 Pending Adjudication - Available for Processing

	Begin Pending	New Petitions Filed	Other	Petitions Available for Processing	Petitions Processed	End Pending
<b><u>1st Class County</u></b>						
Philadelphia	0	3	1	4	4	0
<b><u>2nd Class County</u></b>						
Allegheny	10	60	3	73	66	7
<b><u>2A Class Counties</u></b>						
Bucks	0	0	0	0	0	0
Delaware	0	2	0	2	2	0
Montgomery	0	8	0	8	4	4
<b><u>3rd Class Counties</u></b>						
Berks	0	0	0	0	0	0
Chester	2	10	3	15	14	1
Cumberland	1	0	0	1	1	0
Dauphin	2	6	1	9	9	0
Erie	1	24	0	25	25	0
Lackawanna	0	0	0	0	0	0
Lancaster	0	0	0	0	0	0
Lehigh	0	0	0	0	0	0
Luzerne	33	188	13	234	215	19
Northampton	0	0	0	0	0	0
Westmoreland	3	14	1	18	15	3
York	1	2	0	3	3	0
<b><u>4th Class Counties</u></b>						
Beaver	0	2	0	2	1	1
Butler	0	1	2	3	2	1
Cambria	1	10	0	11	9	2
Centre	0	1	0	1	1	0
Fayette	0	11	1	12	11	1
Franklin	0	2	2	4	4	0
Monroe	0	3	0	3	3	0
Schuylkill	0	10	0	10	10	0
Washington	1	4	1	6	5	1
<b><u>5th Class Counties</u></b>						
Adams	0	0	0	0	0	0
Blair	0	1	0	1	0	1
Lawrence	0	0	0	0	0	0
Lebanon	1	13	0	14	14	0
Lycoming	0	0	0	0	0	0
Mercer	1	4	0	5	4	1
Northumberland	0	1	0	1	1	0

Family Court Caseload - 2019 Juvenile Dependency Status Offenses  
 Pending Adjudication - Available for Processing

	Begin Pending	New Petitions Filed	Other	Petitions Available for Processing	Petitions Processed	End Pending
<b><u>6th Class Counties</u></b>						
Armstrong	0	12	1	13	13	0
Bedford	0	2	0	2	2	0
Bradford	0	3	1	4	4	0
Carbon	0	0	0	0	0	0
Clarion	0	0	0	0	0	0
Clearfield	2	35	2	39	31	8
Clinton	0	10	0	10	8	2
Columbia	2	0	0	2	2	0
Crawford	0	1	0	1	1	0
Elk	0	0	0	0	0	0
Greene	2	2	1	5	3	2
Huntingdon	0	3	2	5	4	1
Indiana	1	1	3	5	5	0
Jefferson	0	0	0	0	0	0
McKean	2	6	0	8	6	2
Mifflin	0	0	0	0	0	0
Perry	0	2	1	3	2	1
Pike	1	0	0	1	1	0
Somerset	0	0	0	0	0	0
Susquehanna	0	0	0	0	0	0
Tioga	0	1	0	1	1	0
Venango	0	0	0	0	0	0
Warren	0	0	0	0	0	0
Wayne	0	0	0	0	0	0
<b><u>7th Class Counties</u></b>						
Juniata	0	3	0	3	0	3
Snyder	0	2	0	2	2	0
Union	0	0	1	1	1	0
Wyoming	0	0	1	1	1	0
<b><u>8th Class Counties</u></b>						
Cameron	0	5	0	5	5	0
Forest	0	0	0	0	0	0
Fulton	0	0	0	0	0	0
Montour	0	0	0	0	0	0
Potter	0	2	0	2	2	0
Sullivan	0	0	0	0	0	0

Family Court Caseload - 2019 Juvenile Dependency Status Offenses  
 Pending Adjudication - Processed

	Adjudicated Dependent		Adjudicated NOT Dependent		Withdrawn/ Dismissed/ Inactive	Other
	Judge	Hearing Officer	Judge	Hearing Officer		
<b><u>1st Class County</u></b>						
Philadelphia	4	0	0	0	0	0
<b><u>2nd Class County</u></b>						
Allegheny	56	0	1	0	5	4
<b><u>2A Class Counties</u></b>						
Bucks	0	0	0	0	0	0
Delaware	0	2	0	0	0	0
Montgomery	4	0	0	0	0	0
<b><u>3rd Class Counties</u></b>						
Berks	0	0	0	0	0	0
Chester	0	11	0	0	0	3
Cumberland	0	0	0	0	0	1
Dauphin	0	9	0	0	0	0
Erie	0	23	0	1	0	1
Lackawanna	0	0	0	0	0	0
Lancaster	0	0	0	0	0	0
Lehigh	0	0	0	0	0	0
Luzerne	4	60	0	1	142	8
Northampton	0	0	0	0	0	0
Westmoreland	0	12	0	0	3	0
York	2	0	0	0	1	0
<b><u>4th Class Counties</u></b>						
Beaver	1	0	0	0	0	0
Butler	0	1	0	0	1	0
Cambria	3	3	0	0	1	2
Centre	1	0	0	0	0	0
Fayette	11	0	0	0	0	0
Franklin	1	3	0	0	0	0
Monroe	2	0	1	0	0	0
Schuylkill	10	0	0	0	0	0
Washington	1	3	0	0	0	1
<b><u>5th Class Counties</u></b>						
Adams	0	0	0	0	0	0
Blair	0	0	0	0	0	0
Lawrence	0	0	0	0	0	0
Lebanon	14	0	0	0	0	0
Lycoming	0	0	0	0	0	0
Mercer	4	0	0	0	0	0
Northumberland	1	0	0	0	0	0

Family Court Caseload - 2019 Juvenile Dependency Status Offenses  
 Pending Adjudication - Processed

	Adjudicated Dependent		Adjudicated NOT Dependent		Withdrawn/ Dismissed/ Inactive	Other
	Judge	Hearing Officer	Judge	Hearing Officer		
<b><u>6th Class Counties</u></b>						
Armstrong	13	0	0	0	0	0
Bedford	1	0	0	0	0	1
Bradford	2	2	0	0	0	0
Carbon	0	0	0	0	0	0
Clarion	0	0	0	0	0	0
Clearfield	30	0	0	0	0	1
Clinton	5	0	1	0	2	0
Columbia	0	2	0	0	0	0
Crawford	0	0	0	0	0	1
Elk	0	0	0	0	0	0
Greene	0	2	0	0	0	1
Huntingdon	2	0	0	0	1	1
Indiana	3	0	0	0	1	1
Jefferson	0	0	0	0	0	0
McKean	1	3	0	0	0	2
Mifflin	0	0	0	0	0	0
Perry	1	0	1	0	0	0
Pike	1	0	0	0	0	0
Somerset	0	0	0	0	0	0
Susquehanna	0	0	0	0	0	0
Tioga	0	0	1	0	0	0
Venango	0	0	0	0	0	0
Warren	0	0	0	0	0	0
Wayne	0	0	0	0	0	0
<b><u>7th Class Counties</u></b>						
Juniata	0	0	0	0	0	0
Snyder	2	0	0	0	0	0
Union	1	0	0	0	0	0
Wyoming	1	0	0	0	0	0
<b><u>8th Class Counties</u></b>						
Cameron	5	0	0	0	0	0
Forest	0	0	0	0	0	0
Fulton	0	0	0	0	0	0
Montour	0	0	0	0	0	0
Potter	2	0	0	0	0	0
Sullivan	0	0	0	0	0	0

Family Court Caseload - 2019 Juvenile Dependency Abuse/Neglect  
 Adjudicated Dependent - Available for Processing

	Begin Pending	New Adjudicated Dependent Cases	Other	Adjudicated Dependent Cases	Court Supervision Terminated	End Pending
<b><u>1st Class County</u></b>						
Philadelphia	6,877	1,988	12	8,877	2,764	6,113
<b><u>2nd Class County</u></b>						
Allegheny	1,792	1,002	7	2,801	875	1,926
<b><u>2A Class Counties</u></b>						
Bucks	406	208	3	617	203	414
Delaware	485	197	8	690	260	430
Montgomery	428	252	2	682	241	441
<b><u>3rd Class Counties</u></b>						
Berks	764	208	2	974	376	598
Chester	113	67	3	183	53	130
Cumberland	251	144	4	399	158	241
Dauphin	412	206	7	625	224	401
Erie	453	227	7	687	251	436
Lackawanna	157	92	1	250	110	140
Lancaster	455	189	1	645	212	433
Lehigh	351	174	9	534	173	361
Luzerne	676	505	1	1,182	408	774
Northampton	396	168	3	567	132	435
Westmoreland	244	112	22	378	143	235
York	509	298	7	814	298	516
<b><u>4th Class Counties</u></b>						
Beaver	42	25	0	67	28	39
Butler	144	111	6	261	118	143
Cambria	222	90	5	317	177	140
Centre	73	41	0	114	33	81
Fayette	207	148	8	363	159	204
Franklin	166	70	0	236	54	182
Monroe	177	61	2	240	78	162
Schuylkill	671	436	0	1,107	438	669
Washington	276	119	3	398	146	252
<b><u>5th Class Counties</u></b>						
Adams	52	63	0	115	55	60
Blair	151	73	5	229	118	111
Lawrence	138	65	3	206	64	142
Lebanon	67	41	0	108	15	93
Lycoming	64	26	1	91	52	39
Mercer	26	25	0	51	17	34
Northumberland	271	78	1	350	132	218



Family Court Caseload - 2019 Juvenile Dependency Abuse/Neglect  
 Adjudicated Dependent - Available for Processing

	Begin Pending	New Adjudicated Dependent Cases	Other	Adjudicated Dependent Cases	Court Supervision Terminated	End Pending
<b><u>6th Class Counties</u></b>						
Armstrong	69	42	0	111	43	68
Bedford	54	40	1	95	48	47
Bradford	60	66	2	128	40	88
Carbon	47	57	0	104	41	63
Clarion	60	25	0	85	42	43
Clearfield	230	57	0	287	79	208
Clinton	31	30	0	61	25	36
Columbia	149	108	0	257	50	207
Crawford	112	36	0	148	49	99
Elk	13	5	1	19	10	9
Greene	139	102	0	241	127	114
Huntingdon	79	53	3	135	69	66
Indiana	75	57	0	132	64	68
Jefferson	81	69	6	156	53	103
McKean	141	48	2	191	82	109
Mifflin	70	17	1	88	43	45
Perry	10	4	0	14	4	10
Pike	27	17	0	44	15	29
Somerset	118	75	9	202	84	118
Susquehanna	39	27	0	66	30	36
Tioga	66	45	1	112	46	66
Venango	99	15	43	157	50	107
Warren	14	11	0	25	7	18
Wayne	46	30	0	76	21	55
<b><u>7th Class Counties</u></b>						
Juniata	10	6	1	17	5	12
Snyder	19	9	1	29	18	11
Union	9	10	0	19	5	14
Wyoming	30	32	0	62	23	39
<b><u>8th Class Counties</u></b>						
Cameron	11	0	0	11	8	3
Forest	2	0	0	2	1	1
Fulton	5	3	0	8	5	3
Montour	5	8	0	13	4	9
Potter	11	5	0	16	0	16
Sullivan	2	1	0	3	3	0

Family Court Caseload - 2019 Juvenile Dependency Abuse/Neglect  
 Adjudicated Dependent - Court Supervision Terminated

	Family Reunification	%	Placement with a Relative/ Guardian	%	Adoption	%	Aged Out	%	Other	%	Other Permanency Outcomes	%
<b><u>1st Class County</u></b>												
Philadelphia	763	27.6	593	21.5	915	33.1	410	14.8	18	0.7	65	2.4
<b><u>2nd Class County</u></b>												
Allegheny	309	35.3	232	26.5	194	22.2	101	11.5	35	4.0	4	0.5
<b><u>2A Class Counties</u></b>												
Bucks	57	28.1	68	33.5	49	24.1	25	12.3	1	0.5	3	1.5
Delaware	78	30.0	105	40.4	33	12.7	34	13.1	6	2.3	4	1.5
Montgomery	79	32.8	83	34.4	47	19.5	23	9.5	7	2.9	2	0.8
<b><u>3rd Class Counties</u></b>												
Berks	72	19.1	115	30.6	145	38.6	31	8.2	9	2.4	4	1.1
Chester	6	11.3	10	18.9	16	30.2	3	5.7	18	34.0	0	--
Cumberland	53	33.5	40	25.3	50	31.6	11	7.0	3	1.9	1	0.6
Dauphin	81	36.2	67	29.9	47	21.0	22	9.8	5	2.2	2	0.9
Erie	38	15.1	96	38.2	81	32.3	28	11.2	7	2.8	1	0.4
Lackawanna	42	38.2	31	28.2	30	27.3	5	4.5	0	--	2	1.8
Lancaster	54	25.5	34	16.0	98	46.2	17	8.0	6	2.8	3	1.4
Lehigh	55	31.8	55	31.8	29	16.8	22	12.7	9	5.2	3	1.7
Luzerne	87	21.3	186	45.6	97	23.8	21	5.1	12	2.9	5	1.2
Northampton	28	21.2	47	35.6	31	23.5	18	13.6	3	2.3	5	3.8
Westmoreland	42	29.4	37	25.9	45	31.5	15	10.5	2	1.4	2	1.4
York	86	28.9	80	26.8	96	32.2	31	10.4	0	--	5	1.7
<b><u>4th Class Counties</u></b>												
Beaver	4	14.3	7	25.0	15	53.6	1	3.6	0	--	1	3.6
Butler	48	40.7	28	23.7	31	26.3	4	3.4	6	5.1	1	0.8
Cambria	37	20.9	67	37.9	12	6.8	6	3.4	52	29.4	3	1.7
Centre	5	15.2	5	15.2	17	51.5	3	9.1	3	9.1	0	--
Fayette	57	35.8	56	35.2	30	18.9	5	3.1	9	5.7	2	1.3
Franklin	23	42.6	2	3.7	20	37.0	5	9.3	2	3.7	2	3.7
Monroe	22	28.2	20	25.6	23	29.5	10	12.8	2	2.6	1	1.3
Schuylkill	77	17.6	307	70.1	39	8.9	13	3.0	0	--	2	0.5
Washington	33	22.6	33	22.6	48	32.9	13	8.9	17	11.6	2	1.4
<b><u>5th Class Counties</u></b>												
Adams	21	38.2	19	34.5	9	16.4	2	3.6	4	7.3	0	--
Blair	41	34.7	41	34.7	23	19.5	6	5.1	4	3.4	3	2.5
Lawrence	17	26.6	21	32.8	19	29.7	5	7.8	0	--	2	3.1
Lebanon	6	40.0	2	13.3	5	33.3	1	6.7	0	--	1	6.7
Lycoming	14	26.9	19	36.5	13	25.0	2	3.8	0	--	4	7.7
Mercer	11	64.7	2	11.8	0	--	0	--	4	23.5	0	--
Northumberland	42	31.8	29	22.0	57	43.2	4	3.0	0	--	0	--

Family Court Caseload - 2019 Juvenile Dependency Abuse/Neglect  
 Adjudicated Dependent - Court Supervision Terminated

	Family Reunification	%	Placement with a Relative/ Guardian	%	Adoption	%	Aged Out	%	Other	%	Other Permanency Outcomes	%
<b><u>6th Class Counties</u></b>												
Armstrong	5	11.6	14	32.6	9	20.9	4	9.3	8	18.6	3	7.0
Bedford	22	45.8	12	25.0	7	14.6	2	4.2	4	8.3	1	2.1
Bradford	17	42.5	6	15.0	8	20.0	9	22.5	0	--	0	--
Carbon	13	31.7	14	34.1	0	--	4	9.8	8	19.5	2	4.9
Clarion	15	35.7	18	42.9	8	19.0	0	--	0	--	1	2.4
Clearfield	16	20.3	25	31.6	34	43.0	3	3.8	1	1.3	0	--
Clinton	5	20.0	13	52.0	3	12.0	0	--	2	8.0	2	8.0
Columbia	14	28.0	20	40.0	7	14.0	5	10.0	0	--	4	8.0
Crawford	23	46.9	1	2.0	6	12.2	5	10.2	13	26.5	1	2.0
Elk	0	--	0	--	2	20.0	1	10.0	6	60.0	1	10.0
Greene	79	62.2	19	15.0	17	13.4	1	0.8	11	8.7	0	--
Huntingdon	16	23.2	25	36.2	23	33.3	2	2.9	0	--	3	4.3
Indiana	23	35.9	21	32.8	18	28.1	1	1.6	1	1.6	0	--
Jefferson	35	66.0	7	13.2	4	7.5	7	13.2	0	--	0	--
McKean	31	37.8	18	22.0	20	24.4	2	2.4	10	12.2	1	1.2
Mifflin	14	32.6	3	7.0	24	55.8	2	4.7	0	--	0	--
Perry	3	75.0	0	--	0	--	1	25.0	0	--	0	--
Pike	4	26.7	9	60.0	0	--	2	13.3	0	--	0	--
Somerset	41	48.8	20	23.8	13	15.5	8	9.5	2	2.4	0	--
Susquehanna	17	56.7	10	33.3	1	3.3	1	3.3	1	3.3	0	--
Tioga	23	50.0	2	4.3	8	17.4	6	13.0	7	15.2	0	--
Venango	9	18.0	21	42.0	11	22.0	3	6.0	6	12.0	0	--
Warren	2	28.6	1	14.3	2	28.6	1	14.3	1	14.3	0	--
Wayne	13	61.9	1	4.8	3	14.3	2	9.5	1	4.8	1	4.8
<b><u>7th Class Counties</u></b>												
Juniata	3	60.0	0	--	1	20.0	0	--	1	20.0	0	--
Snyder	4	22.2	4	22.2	7	38.9	2	11.1	1	5.6	0	--
Union	1	20.0	0	--	3	60.0	1	20.0	0	--	0	--
Wyoming	8	34.8	6	26.1	6	26.1	3	13.0	0	--	0	--
<b><u>8th Class Counties</u></b>												
Cameron	3	37.5	3	37.5	1	12.5	1	12.5	0	--	0	--
Forest	0	--	0	--	0	--	0	--	1	100.0	0	--
Fulton	2	40.0	1	20.0	0	--	2	40.0	0	--	0	--
Montour	1	25.0	1	25.0	0	--	0	--	2	50.0	0	--
Potter	0	--	0	--	0	--	0	--	0	--	0	--
Sullivan	2	66.7	1	33.3	0	--	0	--	0	--	0	--

Family Court Caseload - 2019 Juvenile Dependency Status Offenses  
 Adjudicated Dependent - Available for Processing

	Begin Pending	New Adjudicated Dependent Cases	Other	Adjudicated Dependent Cases	Court Supervision Terminated	End Pending
<b><u>1st Class County</u></b>						
Philadelphia	19	4	0	23	7	16
<b><u>2nd Class County</u></b>						
Allegheny	62	56	0	118	27	91
<b><u>2A Class Counties</u></b>						
Bucks	0	0	0	0	0	0
Delaware	1	2	0	3	1	2
Montgomery	13	4	1	18	13	5
<b><u>3rd Class Counties</u></b>						
Berks	0	0	0	0	0	0
Chester	16	11	2	29	11	18
Cumberland	1	0	0	1	1	0
Dauphin	11	9	0	20	5	15
Erie	52	23	1	76	23	53
Lackawanna	0	0	0	0	0	0
Lancaster	5	0	0	5	2	3
Lehigh	0	0	0	0	0	0
Luzerne	58	64	0	122	40	82
Northampton	2	0	0	2	2	0
Westmoreland	39	12	1	52	20	32
York	2	2	0	4	2	2
<b><u>4th Class Counties</u></b>						
Beaver	1	1	0	2	1	1
Butler	2	1	0	3	2	1
Cambria	6	6	0	12	8	4
Centre	1	1	0	2	2	0
Fayette	4	11	2	17	11	6
Franklin	10	4	0	14	4	10
Monroe	4	2	0	6	3	3
Schuylkill	3	10	0	13	0	13
Washington	16	4	0	20	12	8
<b><u>5th Class Counties</u></b>						
Adams	0	0	0	0	0	0
Blair	0	0	0	0	0	0
Lawrence	1	0	0	1	0	1
Lebanon	26	14	1	41	16	25
Lycoming	0	0	0	0	0	0
Mercer	6	4	0	10	2	8
Northumberland	1	1	0	2	2	0

Family Court Caseload - 2019 Juvenile Dependency Status Offenses  
 Adjudicated Dependent - Available for Processing

	Begin Pending	New Adjudicated Dependent Cases	Other	Adjudicated Dependent Cases	Court Supervision Terminated	End Pending
<b><u>6th Class Counties</u></b>						
Armstrong	11	13	0	24	8	16
Bedford	0	1	0	1	0	1
Bradford	8	4	1	13	4	9
Carbon	2	0	0	2	1	1
Clarion	0	0	0	0	0	0
Clearfield	37	30	0	67	18	49
Clinton	13	5	0	18	12	6
Columbia	1	2	0	3	2	1
Crawford	6	0	0	6	4	2
Elk	2	0	0	2	2	0
Greene	1	2	0	3	1	2
Huntingdon	7	2	1	10	4	6
Indiana	5	3	0	8	5	3
Jefferson	4	0	0	4	1	3
McKean	6	4	0	10	5	5
Mifflin	0	0	0	0	0	0
Perry	0	1	0	1	1	0
Pike	0	1	0	1	0	1
Somerset	6	0	0	6	5	1
Susquehanna	2	0	0	2	2	0
Tioga	0	0	0	0	0	0
Venango	1	0	0	1	0	1
Warren	0	0	0	0	0	0
Wayne	1	0	0	1	0	1
<b><u>7th Class Counties</u></b>						
Juniata	0	0	0	0	0	0
Snyder	1	2	0	3	1	2
Union	2	1	0	3	1	2
Wyoming	5	1	0	6	3	3
<b><u>8th Class Counties</u></b>						
Cameron	1	5	0	6	1	5
Forest	0	0	0	0	0	0
Fulton	0	0	0	0	0	0
Montour	1	0	0	1	1	0
Potter	3	2	0	5	1	4
Sullivan	0	0	0	0	0	0

Family Court Caseload - 2019 Juvenile Dependency Status Offenses  
 Adjudicated Dependent - Court Supervision Terminated

	Family Reunification	%	Placement with a Relative/Guardian	%	Adoption	%	Aged Out	%	Other	%	Other Permanency Outcomes	%
<b><u>1st Class County</u></b>												
Philadelphia	1	14.3	2	28.6	1	14.3	2	28.6	0	--	1	14.3
<b><u>2nd Class County</u></b>												
Allegheny	12	44.4	4	14.8	0	--	10	37.0	1	3.7	0	--
<b><u>2A Class Counties</u></b>												
Bucks	0	--	0	--	0	--	0	--	0	--	0	--
Delaware	1	100.0	0	--	0	--	0	--	0	--	0	--
Montgomery	4	30.8	4	30.8	1	7.7	4	30.8	0	--	0	--
<b><u>3rd Class Counties</u></b>												
Berks	0	--	0	--	0	--	0	--	0	--	0	--
Chester	3	27.3	3	27.3	0	--	3	27.3	2	18.2	0	--
Cumberland	0	--	1	100.0	0	--	0	--	0	--	0	--
Dauphin	2	40.0	0	--	0	--	3	60.0	0	--	0	--
Erie	8	34.8	5	21.7	0	--	9	39.1	0	--	1	4.3
Lackawanna	0	--	0	--	0	--	0	--	0	--	0	--
Lancaster	1	50.0	0	--	1	50.0	0	--	0	--	0	--
Lehigh	0	--	0	--	0	--	0	--	0	--	0	--
Luzerne	2	5.0	34	85.0	0	--	1	2.5	2	5.0	1	2.5
Northampton	0	--	0	--	1	50.0	1	50.0	0	--	0	--
Westmoreland	6	30.0	5	25.0	0	--	9	45.0	0	--	0	--
York	0	--	2	100.0	0	--	0	--	0	--	0	--
<b><u>4th Class Counties</u></b>												
Beaver	1	100.0	0	--	0	--	0	--	0	--	0	--
Butler	0	--	0	--	1	50.0	1	50.0	0	--	0	--
Cambria	0	--	6	75.0	0	--	0	--	0	--	2	25.0
Centre	0	--	2	100.0	0	--	0	--	0	--	0	--
Fayette	3	27.3	4	36.4	1	9.1	2	18.2	1	9.1	0	--
Franklin	2	50.0	0	--	0	--	1	25.0	1	25.0	0	--
Monroe	2	66.7	1	33.3	0	--	0	--	0	--	0	--
Schuylkill	0	--	0	--	0	--	0	--	0	--	0	--
Washington	2	16.7	7	58.3	1	8.3	1	8.3	1	8.3	0	--
<b><u>5th Class Counties</u></b>												
Adams	0	--	0	--	0	--	0	--	0	--	0	--
Blair	0	--	0	--	0	--	0	--	0	--	0	--
Lawrence	0	--	0	--	0	--	0	--	0	--	0	--
Lebanon	6	37.5	7	43.8	0	--	1	6.3	1	6.3	1	6.3
Lycoming	0	--	0	--	0	--	0	--	0	--	0	--
Mercer	1	50.0	0	--	0	--	0	--	1	50.0	0	--
Northumberland	0	--	1	50.0	1	50.0	0	--	0	--	0	--

Family Court Caseload - 2019 Juvenile Dependency Status Offenses  
 Adjudicated Dependent - Court Supervision Terminated

	Family Reunification	%	Placement with a Relative/Guardian	%	Adoption	%	Aged Out	%	Other	%	Other Permanency Outcomes	%
<b><u>6th Class Counties</u></b>												
Armstrong	2	25.0	4	50.0	0	--	1	12.5	1	12.5	0	--
Bedford	0	--	0	--	0	--	0	--	0	--	0	--
Bradford	2	50.0	0	--	0	--	1	25.0	0	--	1	25.0
Carbon	1	100.0	0	--	0	--	0	--	0	--	0	--
Clarion	0	--	0	--	0	--	0	--	0	--	0	--
Clearfield	7	38.9	9	50.0	1	5.6	1	5.6	0	--	0	--
Clinton	3	25.0	7	58.3	0	--	2	16.7	0	--	0	--
Columbia	0	--	2	100.0	0	--	0	--	0	--	0	--
Crawford	0	--	0	--	0	--	3	75.0	0	--	1	25.0
Elk	0	--	0	--	0	--	0	--	2	100.0	0	--
Greene	0	--	0	--	0	--	0	--	1	100.0	0	--
Huntingdon	1	25.0	2	50.0	0	--	0	--	1	25.0	0	--
Indiana	4	80.0	1	20.0	0	--	0	--	0	--	0	--
Jefferson	0	--	1	100.0	0	--	0	--	0	--	0	--
McKean	1	20.0	2	40.0	0	--	2	40.0	0	--	0	--
Mifflin	0	--	0	--	0	--	0	--	0	--	0	--
Perry	0	--	1	100.0	0	--	0	--	0	--	0	--
Pike	0	--	0	--	0	--	0	--	0	--	0	--
Somerset	1	20.0	4	80.0	0	--	0	--	0	--	0	--
Susquehanna	1	50.0	0	--	0	--	0	--	0	--	1	50.0
Tioga	0	--	0	--	0	--	0	--	0	--	0	--
Venango	0	--	0	--	0	--	0	--	0	--	0	--
Warren	0	--	0	--	0	--	0	--	0	--	0	--
Wayne	0	--	0	--	0	--	0	--	0	--	0	--
<b><u>7th Class Counties</u></b>												
Juniata	0	--	0	--	0	--	0	--	0	--	0	--
Snyder	1	100.0	0	--	0	--	0	--	0	--	0	--
Union	1	100.0	0	--	0	--	0	--	0	--	0	--
Wyoming	2	66.7	1	33.3	0	--	0	--	0	--	0	--
<b><u>8th Class Counties</u></b>												
Cameron	0	--	1	100.0	0	--	0	--	0	--	0	--
Forest	0	--	0	--	0	--	0	--	0	--	0	--
Fulton	0	--	0	--	0	--	0	--	0	--	0	--
Montour	1	100.0	0	--	0	--	0	--	0	--	0	--
Potter	1	100.0	0	--	0	--	0	--	0	--	0	--
Sullivan	0	--	0	--	0	--	0	--	0	--	0	--

---

---

## **JUVENILE DEPENDENCY** **ABUSE/NEGLECT & STATUS OFFENSE**

**... a classification of juvenile cases which involves the absence of the proper parental care or supervision necessary for the physical, mental, emotional, or moral health of an individual under 18 years of age.**

**Abuse/Neglect** - alleges non-accidental physical or mental injuries to a child. Abuse/Neglect cases include allegations of sexual abuse or exploitation, abandonment, insufficient food, housing, medical care, shelter or supervision which endangers the child's life or development, parent's inability to care for a child due to his or her own mental health, etc.

**Status Offense** - addresses acts or conduct which are recognized to be offenses, but only when committed or engaged in by juveniles and which can be adjudicated only by a juvenile court. Examples of status offenses are curfew violations, incorrigibility, juveniles alleged to be runaways, truancy, uncontrollable behavior, etc.

**Adjudicated Dependent** If the case is adjudicated dependent, the case becomes part of the Adjudicated Dependent Inventory and continues under court supervision.

**Adjudicated Not Dependent** If the case is adjudicated NOT dependent, the case is closed.

**Cases Processed** A dependency petition is considered processed when an order adjudicating the petition is issued, typically at a permanency placement hearing. The disposition is recorded whether or not the juvenile is adjudicated dependent.

**Court Supervision Terminated** Court supervision of Adjudicated Dependent Cases is terminated when the child achieves permanency. Permanency outcomes include the following:

**Family Reunification** - the child is returned to the parent(s). Includes the CPCMS termination category of *reunification*

**Adoption** - the legal and permanent transfer of all parental rights and responsibilities to adoptive parents. Includes CPCMS termination category of *adoption*.

**Placement with a Relative or Guardian** - the custody of the child is transferred from the natural parent to a relative or caregiver. Both permanent and non-permanent placements are included in this category. Includes CPCMS termination categories of *child with guardian*, *placement with relative*, *subsidized permanent legal custodian/relative*, and *permanent placement with relative*.

**Aged Out** - the dependent child reaches the age of 18. Includes CPCMS termination category *aged out*.

**Other Permanency Outcomes** - includes the CPCMS termination categories of *adjudicated delinquent*, *death due to natural causes*, *death due to negligence*, *emancipation*, *permanent living arrangement*, *Family Service Plan completed*, *permanency plan completed*.



---

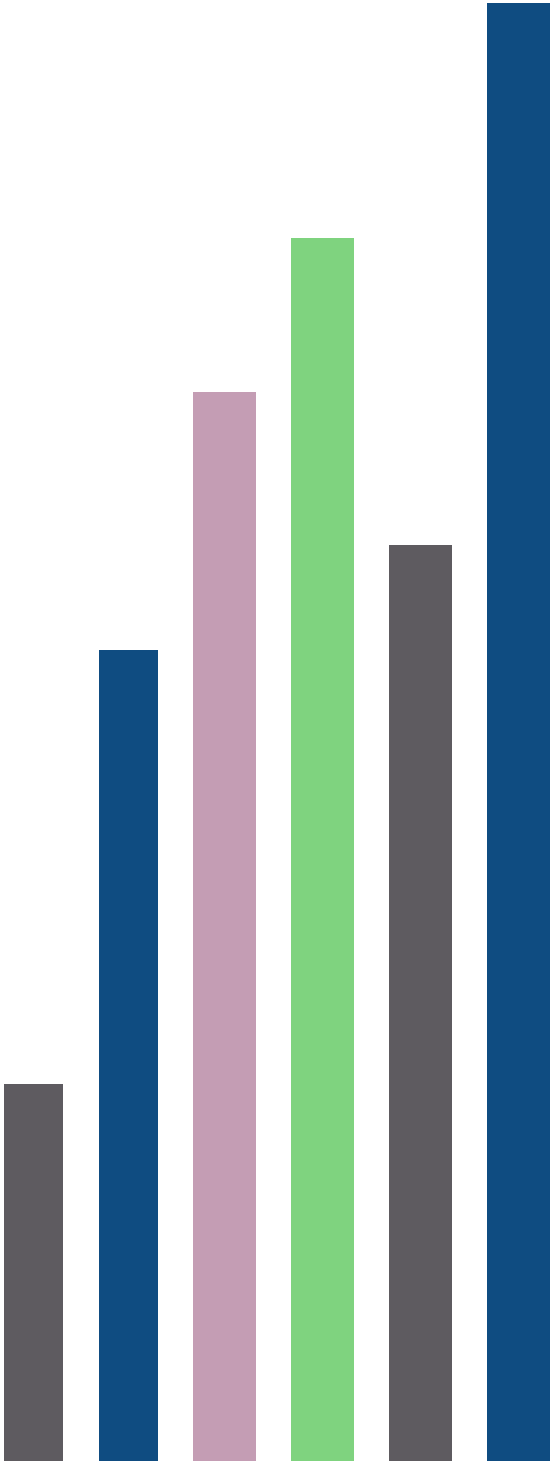
---

**Other Terminations** - includes CPCMS termination categories *transferred to other jurisdiction, inactive due to warrant, cases withdrawn, cases closed without disposition*, as well as categories reserved for administrative closings and data corrections.

<b>Judge</b>	This disposition type refers to the number of cases in which disputed issues of fact were heard before a judge in an evidentiary proceeding. Dispositional hearings, review hearings and ancillary petitions are NOT included. Also NOT included are cases initially heard by a master or hearing officer where the judge signs the agreement or order after the matter is resolved by the non-judicial officer.
<b>Juvenile Court Hearing Officer</b>	This disposition type refers to the number of cases in which disputed issues of fact were heard by a hearing officer in an evidentiary proceeding. Included are single cases with multiple hearings in which there were NO hearings before a judge
<b>New Petitions Filed</b>	A new dependency case (abuse/neglect and status offense) is initiated with the filing of a petition. Included are reopened cases where a new petition has been filed.
<b>Other (inbound)</b>	Inbound cases that are transferred from another jurisdiction, cases reopened due to a warrant. Includes CPCMS entries <i>transferred from other jurisdiction, case reopened due to warrant</i> as well as categories reserved for data corrections or administrative actions.
<b>Other (outbound)</b>	This disposition type refers to the number of cases not processed by a judge or non-judicial officer. Included are all cases which have been transferred to another jurisdiction, cases in which the manner of adjudication was not recorded, and those cases terminated due to administrative actions and data corrections.
<b>Pending Adjudication</b>	The pending adjudication inventory includes petitions for dependency that are awaiting adjudication. This inventory of cases is counted separately from adjudicated cases.
<b>Withdrawn/Dismissed/Inactive</b>	This disposition type refers to cases withdrawn, dismissed or placed in inactive status due to a warrant.

[This page intentionally left blank for printing purposes]

# Orphans' Court Caseload



## 2019 Common Pleas State Totals Orphans' Court Caseload

	Accounts	Adoptions	Relinquishments/ Terminations	Appointment of Guardians
<b>Cases Pending 1/1/19</b>	<b>1,141 (R)</b>	<b>1,212 (R)</b>	<b>2,872 (R)</b>	<b>790 (R)</b>
New Cases Filed	2,325	4,811	5,542	3,304
<b>Cases Available for Processing</b>	<b>3,466</b>	<b>6,023</b>	<b>8,414</b>	<b>4,094</b>
<b>Cases Processed</b>	<b>2,298</b>	<b>4,840</b>	<b>5,399</b>	<b>3,176</b>
<b>Cases Pending 12/31/19</b>	<b>1,168</b>	<b>1,183</b>	<b>3,015</b>	<b>918</b>

### Processed By:

#### Accounts

Uncontested	1,916 (83.4%)
Judge (Contested)	235 (10.2%)
Other	145 (6.3%)
Non-Judicial Officer (Contested)	2 (0.1%)

#### Adoptions

Uncontested Granted	4,631 (95.7%)
Other	139 (2.9%)
Judge (Contested) Granted	61 (1.3%)
Judge (Contested) Denied	8 (0.2%)
Uncontested Denied	1 (0.0%)

#### Relinquishments/Terminations

Uncontested	3,768 (69.8%)
Judge (Contested)	1,182 (21.9%)
Other	449 (8.3%)

#### Appointment of Guardians

Uncontested	2,284 (71.9%)
Judge (Contested)	561 (17.7%)
Other	331 (10.4%)

(R) - Revised

Orphans' Court Caseload - 2019 Accounts

Processed By:

	Begin Pending	New Cases Filed	Cases Processed	End Pending	Judge (Contested)	Non-Judicial Officer (Contested)	Uncontested	Other
<b><u>1st Class County</u></b>								
Philadelphia	21	112	83	50	68	0	15	0
<b><u>2nd Class County</u></b>								
Allegheny	218	295	292	221	0	0	292	0
<b><u>2A Class Counties</u></b>								
Bucks	27	58	46	39	10	0	31	5
Delaware	40	63	44	59	4	0	38	2
Montgomery	30	163	193	0	82	0	81	30
<b><u>3rd Class Counties</u></b>								
Berks	29	67	66	30	7	0	59	0
Chester	9	48	25	32	4	0	18	3
Cumberland	13	42	44	11	5	0	38	1
Dauphin	15	23	20	18	2	0	17	1
Erie	18	32	33	17	4	1	26	2
Lackawanna	15	16	14	17	0	0	14	0
Lancaster	15	36	23	28	0	0	23	0
Lehigh	13	39	39	13	6	0	21	12
Luzerne	0	37	37	0	1	0	36	0
Northampton	7	23	22	8	7	0	15	0
Westmoreland	99	157	227	29	2	0	154	71
York	20	69	67	22	7	0	55	5
<b><u>4th Class Counties</u></b>								
Beaver	7	80	76	11	1	0	74	1
Butler	45	50	53	42	5	0	43	5
Cambria	9	50	50	9	5	0	45	0
Centre	11	29	25	15	0	0	25	0
Fayette	12	33	36	9	0	0	36	0
Franklin	16	38	36	18	1	0	35	0
Monroe	8	19	19	8	4	0	15	0
Schuylkill	5	14	9	10	0	0	9	0
Washington	58	30	23	65	1	1	19	2
<b><u>5th Class Counties</u></b>								
Adams	5	12	11	6	2	0	9	0
Blair	63	96	107	52	0	0	107	0
Lawrence	46	22	14	54	0	0	14	0
Lebanon	9	17	23	3	0	0	20	3
Lycoming	20	32	28	24	0	0	28	0
Mercer	54 (R)	35	35	54	0	0	35	0
Northumberland	2	27	26	3	0	0	26	0

(R) - Revised

Orphans' Court Caseload - 2019 Accounts

Processed By:

	Begin Pending	New Cases Filed	Cases Processed	End Pending	Judge (Contested)	Non-Judicial Officer (Contested)	Uncontested	Other
<b><u>6th Class Counties</u></b>								
Armstrong	8	15	14	9	0	0	14	0
Bedford	7	23	20	10	0	0	20	0
Bradford	6	10	12	4	0	0	12	0
Carbon	18	23	17	24	0	0	17	0
Clarion	1	19	18	2	0	0	18	0
Clearfield	6	58	56	8	0	0	56	0
Clinton	2	7	7	2	0	0	7	0
Columbia	8	27	25	10	1	0	24	0
Crawford	27	17	19	25	0	0	19	0
Elk	2	8	9	1	0	0	9	0
Greene	6	8	13	1	0	0	13	0
Huntingdon	2	19	15	6	0	0	15	0
Indiana	15	30	33	12	0	0	33	0
Jefferson	5	33	29	9	0	0	29	0
McKean	15	4	3	16	0	0	3	0
Mifflin	0	21	18	3	0	0	18	0
Perry	2	9	7	4	0	0	7	0
Pike	2	3	0	5	0	0	0	0
Somerset	5	19	22	2	1	0	21	0
Susquehanna	3	14	15	2	0	0	13	2
Tioga	0	6	5	1	2	0	3	0
Venango	19 (R)	22	19	22	0	0	19	0
Warren	4	10	11	3	0	0	11	0
Wayne	3	4	2	5	0	0	2	0
<b><u>7th Class Counties</u></b>								
Juniata	0	3	3	0	0	0	3	0
Snyder	1	9	10	0	0	0	10	0
Union	3	9	11	1	2	0	9	0
Wyoming	0	4	4	0	1	0	3	0
<b><u>8th Class Counties</u></b>								
Cameron	0	0	0	0	0	0	0	0
Forest	1	0	0	1	0	0	0	0
Fulton	5	10	12	3	0	0	12	0
Montour	0	7	7	0	0	0	7	0
Potter	6	8	14	0	0	0	14	0
Sullivan	0	2	2	0	0	0	2	0

(R) - Revised

---

---

## ACCOUNTS

*... a statement prepared by a fiduciary at the close of his or her administration of an estate to reflect transactions that have occurred. The statement is presented to the court as part of the process whereby the fiduciary seeks discharge from liability for the events disclosed.*

<b>Cases Processed</b>	The number of accounts confirmed; a confirmation is a judicial determination that the account is filed in proper order.
<b>Fiduciary</b>	A person or an institution with a legal responsibility for the money or property of another. The term includes executors, administrators, guardians, and trustees subject to the jurisdiction of the Orphans' Court Division.
<b>Judge</b>	This disposition type refers to the number of accounts contested before a judge. A case is considered contested before a judge ONLY if objections are filed.
<b>New Cases Filed</b>	The number of account statements filed with the Orphans' Court clerk.
<b>Non-Judicial Officer</b>	This disposition type refers to the number of accounts heard by a non-judicial officer. Non-judicial officers include masters, auditors and examiners. A matter is only considered contested if objections are filed and presented to a non-judicial officer.
<b>Other</b>	This disposition type refers to the number of accounts that were not processed by a judge or non-judicial officer nor uncontested. Included are all cases which have been transferred, discontinued, withdrawn, and deceased respondents.
<b>Uncontested</b>	This disposition type refers to the number of accounts confirmed by a judge or non-judicial officer in which no objections were filed.

Orphans' Court Caseload - 2019 Adoptions

	Begin Pending	New Cases Filed	Cases Processed	End Pending	Processed By:					
					Judge (Contested)		Uncontested		Other	
					Granted	Denied	Granted	Denied		
<b><u>1st Class County</u></b>										
Philadelphia	152	1,014	1,047	119	1	1	1,014	0	31	
<b><u>2nd Class County</u></b>										
Allegheny	58 (R)	295	299	54	0	0	299	0	0	
<b><u>2A Class Counties</u></b>										
Bucks	24	143	132	35	1	0	122	0	9	
Delaware	24	78	84	18	0	0	75	0	9	
Montgomery	79 (R)	202	188	93	8	0	178	0	2	
<b><u>3rd Class Counties</u></b>										
Berks	18	262	249	31	0	1	247	0	1	
Chester	21	83	72	32	3	0	63	0	6	
Cumberland	27	96	96	27	1	0	91	0	4	
Dauphin	27	126	124	29	1	1	119	0	3	
Erie	47	128	131	44	0	0	131	0	0	
Lackawanna	13	65	66	12	2	0	64	0	0	
Lancaster	108	199	182	125	1	0	181	0	0	
Lehigh	25	50	60	15	0	0	53	1	6	
Luzerne	76	182	160	98	0	0	160	0	0	
Northampton	3	92	92	3	0	0	92	0	0	
Westmoreland	57	86	106	37	0	0	91	0	15	
York	60	192	219	33	3	0	202	0	14	
<b><u>4th Class Counties</u></b>										
Beaver	2	43	42	3	1	0	41	0	0	
Butler	18 (R)	72	77	13	0	0	76	0	1	
Cambria	17	67	73	11	0	3	69	0	1	
Centre	10	69	65	14	0	0	65	0	0	
Fayette	20	65	66	19	0	0	65	0	1	
Franklin	18	58	68	8	0	0	66	0	2	
Monroe	33	37	61	9	5	1	51	0	4	
Schuylkill	14	45	51	8	0	0	46	0	5	
Washington	8	83	83	8	9	0	73	0	1	
<b><u>5th Class Counties</u></b>										
Adams	6	29	28	7	0	0	26	0	2	
Blair	22	69	66	25	0	0	65	0	1	
Lawrence	32 (R)	35	36	31	0	0	36	0	0	
Lebanon	0	30	28	2	0	0	28	0	0	
Lycoming	16	71	62	25	0	0	62	0	0	
Mercer	5	21	14	12	1	0	13	0	0	
Northumberland	6	76	81	1	0	0	81	0	0	

(R) - Revised



Orphans' Court Caseload - 2019 Adoptions

	Begin Pending	New Cases Filed	Cases Processed	End Pending	Processed By:				
					Judge (Contested)		Uncontested		Other
					Granted	Denied	Granted	Denied	
<b><u>6th Class Counties</u></b>									
Armstrong	5	22	22	5	0	0	22	0	0
Bedford	7	18	13	12	0	0	13	0	0
Bradford	6	20	23	3	4	0	18	0	1
Carbon	13	18	18	13	0	0	17	0	1
Clarion	2	11	12	1	1	0	11	0	0
Clearfield	5	62	62	5	0	0	62	0	0
Clinton	5	15	15	5	0	0	15	0	0
Columbia	16	43	35	24	0	0	33	0	2
Crawford	4	17	20	1	0	0	20	0	0
Elk	1	7	6	2	0	0	6	0	0
Greene	2	29	26	5	0	1	24	0	1
Huntingdon	20	34	49	5	2	0	41	0	6
Indiana	13	47	39	21	0	0	39	0	0
Jefferson	1	17	14	4	1	0	13	0	0
McKean	18	38	44	12	0	0	44	0	0
Mifflin	5	32	33	4	12	0	21	0	0
Perry	1	8	9	0	0	0	8	0	1
Pike	6	15	16	5	0	0	12	0	4
Somerset	0	23	21	2	0	0	20	0	1
Susquehanna	0	15	14	1	0	0	14	0	0
Tioga	13	22	20	15	0	0	20	0	0
Venango	6	28	26	8	0	0	24	0	2
Warren	3	5	4	4	0	0	4	0	0
Wayne	4	14	14	4	1	0	13	0	0
<b><u>7th Class Counties</u></b>									
Juniata	0	10	10	0	0	0	10	0	0
Snyder	1	28	25	4	0	0	24	0	1
Union	4	18	16	6	2	0	14	0	0
Wyoming	0	13	9	4	1	0	8	0	0
<b><u>8th Class Counties</u></b>									
Cameron	0	4	4	0	0	0	4	0	0
Forest	1	0	0	1	0	0	0	0	0
Fulton	3	2	3	2	0	0	3	0	0
Montour	0	2	2	0	0	0	2	0	0
Potter	1	8	7	2	0	0	6	0	1
Sullivan	0	3	1	2	0	0	1	0	0

(R) - Revised

---

---

## ADOPTIONS

*... a legal proceeding in which a child's rights and duties toward his or her birth parents are terminated and similar rights and duties toward his or her adoptive parents are substituted.*

<b>Cases Processed</b>	The number of final decrees either granting or denying the adoption.
<b>Judge (Contested)</b>	This disposition type refers to the number of adoptions in which disputed issues of fact were heard in an evidentiary proceeding before a judge. A contested adoption can be granted or denied.
<b>New Cases Filed</b>	Each child listed on a petition for adoption is counted separately as a new case. For example, a petition with three children listed is counted as three new cases filed.
<b>Other</b>	This disposition type refers to the number of adoptions that were not uncontested or not processed by a judge or non-judicial officer. Included are cases which have been transferred, discontinued, withdrawn, and cases where there is a deceased respondent.
<b>Uncontested</b>	This disposition type refers to the number of cases in which the parties appear before a judge to provide confirmatory testimony but there were NO disputed issues of fact. An uncontested adoption can be granted or denied.

Orphans' Court Caseload - 2019 Relinquishments/Terminations

	Begin Pending	New Cases Filed	Cases Processed	End Pending	Processed By:		
					Judge (Contested)	Uncontested	Other
<b><u>1st Class County</u></b>							
Philadelphia	460	864	906	418	332	469	105
<b><u>2nd Class County</u></b>							
Allegheny	181	293	328	146	139	132	57
<b><u>2A Class Counties</u></b>							
Bucks	86	151	161	76	28	127	6
Delaware	68	169	116	121	1	85	30
Montgomery	83	347	279	151	0	279	0
<b><u>3rd Class Counties</u></b>							
Berks	30	205	204	31	38	164	2
Chester	59	79	88	50	7	59	22
Cumberland	38	170	177	31	49	114	14
Dauphin	30	135	128	37	13	106	9
Erie	127	279	180	226	8	170	2
Lackawanna	35	92	80	47	0	79	1
Lancaster	110	92	117	85	52	53	12
Lehigh	21	61	41	41	3	28	10
Luzerne	157	205	164	198	164	0	0
Northampton	10	82	84	8	34	49	1
Westmoreland	102	206	185	123	35	134	16
York	106	187	233	60	46	164	23
<b><u>4th Class Counties</u></b>							
Beaver	7	56	56	7	4	50	2
Butler	65 (R)	65	73	57	23	48	2
Cambria	36	78	89	25	54	29	6
Centre	31	89	79	41	0	79	0
Fayette	28	88	74	42	1	70	3
Franklin	19	83	83	19	7	68	8
Monroe	37	37	66	8	43	19	4
Schuylkill	18	111	102	27	9	85	8
Washington	40	89	100	29	7	82	11
<b><u>5th Class Counties</u></b>							
Adams	6	27	24	9	0	24	0
Blair	36	60	48	48	0	48	0
Lawrence	116 (R)	33	62	87	4	58	0
Lebanon	14	31	26	19	0	26	0
Lycoming	19	45	35	29	13	20	2
Mercer	19	35	24	30	1	23	0
Northumberland	60	148	111	97	0	106	5

(R) - Revised

Orphans' Court Caseload - 2019 Relinquishments/Terminations

	Begin Pending	New Cases Filed	Cases Processed	End Pending	Processed By:		
					Judge (Contested)	Uncontested	Other
<b><u>6th Class Counties</u></b>							
Armstrong	28	16	15	29	1	14	0
Bedford	30 (R)	29	26	33	0	25	1
Bradford	6	23	17	12	5	12	0
Carbon	5	27	14	18	2	12	0
Clarion	4	31	18	17	4	11	3
Clearfield	87	112	76	123	17	54	5
Clinton	7	16	16	7	0	15	1
Columbia	33	39	33	39	2	31	0
Crawford	23	22	32	13	0	26	6
Elk	6	2	3	5	2	1	0
Greene	18	49	50	17	0	43	7
Huntingdon	77	23	88	12	0	51	37
Indiana	21 (R)	48	46	23	0	45	1
Jefferson	10	49	47	12	0	43	4
McKean	89 (R)	37	84	42	0	84	0
Mifflin	12	28	32	8	13	19	0
Perry	2	29	12	19	0	12	0
Pike	11	20	11	20	2	9	0
Somerset	31	28	41	18	6	32	3
Susquehanna	4	20	17	7	1	11	5
Tioga	25	32	29	28	0	29	0
Venango	58	42	55	45	0	45	10
Warren	4	11	12	3	0	12	0
Wayne	5	25	20	10	3	17	0
<b><u>7th Class Counties</u></b>							
Juniata	2	24	15	11	2	13	0
Snyder	6	23	23	6	0	21	2
Union	4	4	7	1	2	5	0
Wyoming	4	19	18	5	5	12	1
<b><u>8th Class Counties</u></b>							
Cameron	2	3	4	1	0	4	0
Forest	2	3	2	3	0	0	2
Fulton	2	7	6	3	0	6	0
Montour	0	0	0	0	0	0	0
Potter	0	5	5	0	0	5	0
Sullivan	0	4	2	2	0	2	0

(R) - Revised

---

---

## RELINQUISHMENTS/TERMINATIONS

*... relinquishment is the voluntary ending of the rights of a parent with respect to his or her child.  
Termination is the involuntary ending of the rights of a parent with respect to his or her child.*

<b>Cases Processed</b>	The number of final decrees either granting or denying the petition.
<b>Judge (Contested)</b>	This disposition type refers to the number of relinquishments/terminations in which disputed issues of fact were heard in an evidentiary proceeding by a judge.
<b>New Cases Filed</b>	The number of petitions filed either to relinquish or to terminate parental rights.  Note: Only the petition is counted, regardless of the number of children or the number of parents listed on the petition.
<b>Other</b>	This disposition type refers to the number of relinquishments/terminations that were not uncontested or not processed by a judge or non-judicial officer. Included are all cases which have been transferred, discontinued, withdrawn, and deceased respondents.
<b>Uncontested</b>	This disposition type refers to the number of cases in which the parties appear before a judge to provide confirmatory testimony but there were NO disputed issues of fact.

Orphans' Court Caseload - 2019 Appointment of Guardians

	Begin Pending	New Cases Filed	Cases Processed	End Pending	Processed By:		
					Judge (Contested)	Uncontested	Other
<b><u>1st Class County</u></b>							
Philadelphia	39	384	370	53	316	0	54
<b><u>2nd Class County</u></b>							
Allegheny	37	281	301	17	49	252	0
<b><u>2A Class Counties</u></b>							
Bucks	41	158	147	52	5	130	12
Delaware	34 (R)	150	148	36	29	100	19
Montgomery	51 (R)	258	286	23	30	222	34
<b><u>3rd Class Counties</u></b>							
Berks	19	135	131	23	9	112	10
Chester	18	119	101	36	1	82	18
Cumberland	9	52	48	13	7	30	11
Dauphin	12	70	66	16	3	57	6
Erie	9	78	77	10	5	60	12
Lackawanna	30	95	79	46	0	77	2
Lancaster	43	90	74	59	55	15	4
Lehigh	29	84	101	12	12	69	20
Luzerne	0	80	80	0	0	80	0
Northampton	14	105	110	9	16	83	11
Westmoreland	21	98	103	16	0	82	21
York	27	103	118	12	8	95	15
<b><u>4th Class Counties</u></b>							
Beaver	7	53	45	15	0	43	2
Butler	37	33	14	56	0	13	1
Cambria	19	53	54	18	0	43	11
Centre	14	26	26	14	0	26	0
Fayette	11	33	36	8	0	34	2
Franklin	5	22	21	6	4	15	2
Monroe	2	57	51	8	0	48	3
Schuylkill	6	30	32	4	0	24	8
Washington	12	53	56	9	2	49	5
<b><u>5th Class Counties</u></b>							
Adams	6	19	19	6	3	14	2
Blair	13	47	27	33	0	20	7
Lawrence	38 (R)	19	11	46	0	11	0
Lebanon	7	33	35	5	0	34	1
Lycoming	8	34	34	8	0	26	8
Mercer	10	23	15	18	0	15	0
Northumberland	19	54	47	26	0	45	2

(R) - Revised

Orphans' Court Caseload - 2019 Appointment of Guardians

	Begin Pending	New Cases Filed	Cases Processed	End Pending	Processed By:		
					Judge (Contested)	Uncontested	Other
<b><u>6th Class Counties</u></b>							
Armstrong	3	27	22	8	0	22	0
Bedford	10	28	10	28	0	8	2
Bradford	5	15	15	5	0	15	0
Carbon	5	13	15	3	1	13	1
Clarion	1	6	6	1	0	6	0
Clearfield	7	16	8	15	0	7	1
Clinton	1	5	5	1	0	5	0
Columbia	25	9	15	19	0	12	3
Crawford	4	16	14	6	0	12	2
Elk	1	7	5	3	0	5	0
Greene	1	11	10	2	0	8	2
Huntingdon	8	32	27	13	0	26	1
Indiana	4	19	9	14	0	9	0
Jefferson	1	19	10	10	0	10	0
McKean	4	11	6	9	2	3	1
Mifflin	1	14	12	3	0	11	1
Perry	1	2	3	0	1	2	0
Pike	2	11	11	2	0	9	2
Somerset	5	21	16	10	0	16	0
Susquehanna	0	4	4	0	0	4	0
Tioga	7	5	2	10	0	2	0
Venango	24 (R)	15	14	25	0	12	2
Warren	4	7	8	3	0	8	0
Wayne	5	16	18	3	0	13	5
<b><u>7th Class Counties</u></b>							
Juniata	2	6	8	0	2	5	1
Snyder	1	10	8	3	0	8	0
Union	0	10	10	0	0	10	0
Wyoming	2	0	2	0	1	1	0
<b><u>8th Class Counties</u></b>							
Cameron	0	0	0	0	0	0	0
Forest	0	2	2	0	0	2	0
Fulton	0	2	2	0	0	1	1
Montour	5	12	13	4	0	10	3
Potter	4	3	3	4	0	3	0
Sullivan	0	1	0	1	0	0	0

(R) - Revised

---

---

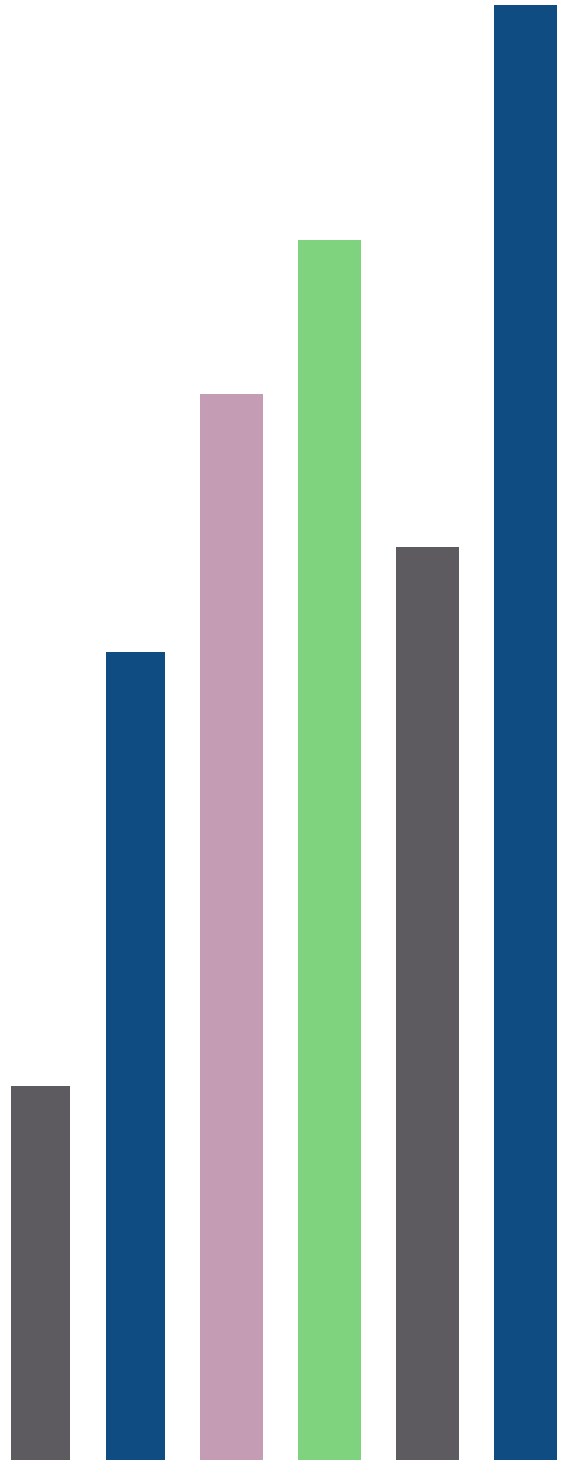
## **APPOINTMENT OF GUARDIANS**

*... a proceeding through which a determination is made regarding an individuals' capacity to make or communicate a responsible decision that concerns his or her person or property.*

<b>Cases Processed</b>	The number of orders issued adjudicating pending petitions.
<b>Fiduciary</b>	A person or an institution with a legal responsibility for the money or property of another. The term includes executors, administrators, guardians, and trustees subject to the jurisdiction of the Orphans' Court Division.
<b>Incapacitated Person</b>	An adult whose ability to receive and evaluate information effectively and communicate decisions in any way is impaired to such a significant extent that he or she is partially or totally unable to manage financial resources or meet essential requirements for physical health and safety.
<b>Judge</b>	This disposition type refers to the number of appointments in which disputed issues of fact were heard by a judge. NOT included are cases in which a judge signed an order, but there were no disputed issues of fact. Also, NOT included are cases in which the parties appeared to provide confirmatory testimony, but there were no disputed issues of fact heard by a judge.
<b>Other</b>	This disposition type refers to the number of appointments that were not uncontested or not processed by a judge or non-judicial officer. Included are all cases which have been transferred, discontinued, withdrawn, and deceased respondents.
<b>Uncontested</b>	This disposition type refers to the number of cases for which a judge signed an order but there were no disputed issues of fact heard by a judge.



Jury Yield  
Jury Utilization  
Jury Costs



---

---

## 2019 Common Pleas State Totals

### Jury

---

---

#### **Jury Yield**

Qualification Questionnaires/Summonses Mailed	1,186,870	
Returned Undeliverable	95,534	8.0%
Not Responded to	265,721	22.4%
Number of Prospective Jurors:		
Disqualified	123,692	10.4%
Exempted	85,593	7.2%
Excused	94,238	7.9%
Deferred to New Term	118,362	10.0%
Deferred from Previous Term	88,692	7.5%
Qualified Jurors Available for Service	492,422	
Jury Yield: % of Jurors Qualified and Available		41.5%

#### **Jury Utilization**

Qualified and Available Jurors:		
Reporting for Service	240,538	48.8%
Told Not to Report for Service	203,250	41.3%
Sent to Courtroom for Jury Selection (Voir Dire)	189,883	78.9%
Utilized in Incomplete Jury Selection	29,718	12.4%
Impaneled or Sworn (jurors/alternates)	41,337	17.2%
Removed for Cause/Hardship	36,653	
Removed for Peremptory Challenge	32,099	

#### **Jury Costs**

Annual Budget for Jury Operations	\$11,404,828
Average Cost Per Juror	\$10

---

---

2019 Jury Yield

	Qualification Questionnaires/ Summonses Mailed			Returned Undeliverable		Not Responded to		Number of Prospective Jurors:		
			%		%	Disqualified	%	Exempted	%	
<b><u>1st Class County</u></b>										
Philadelphia	421,381	29,029	6.9	157,781	37.4	40,565	9.6	36,942	8.8	
<b><u>2nd Class County</u></b>										
Allegheny	80,059	8,947	11.2	14,747	18.4	5,974	7.5	5,151	6.4	
<b><u>2A Class Counties</u></b>										
Bucks	52,224	5,664	10.8	5,247	10.0	5,414	10.4	6,609	12.7	
Delaware	84,060	3,996	4.8	22,854	27.2	16,471	19.6	1,050	1.2	
Montgomery	75,075	2,873	3.8	13,486	18.0	5,418	7.2	1,068	1.4	
<b><u>3rd Class Counties</u></b>										
Berks	41,386	3,576	8.6	1,979	4.8	4,300	10.4	1,273	3.1	
Chester	21,560	822	3.8	692	3.2	1,295	6.0	3,859	17.9	
Cumberland	5,450	385	7.1	13	0.2	751	13.8	534	9.8	
Dauphin	9,031	406	4.5	874	9.7	1,196	13.2	335	3.7	
Erie	34,043	4,452	13.1	6,608	19.4	2,400	7.0	292	0.9	
Lackawanna	26,800	2,221	8.3	8,540	31.9	0	--	8,788	32.8	
Lancaster	19,150	1,357	7.1	1,286	6.7	1,618	8.4	2,074	10.8	
Lehigh	32,350	2,382	7.4	2,351	7.3	5,106	15.8	514	1.6	
Luzerne	22,055	1,952	8.9	3,459	15.7	5,147	23.3	2,029	9.2	
Northampton	15,076	1,435	9.5	1,121	7.4	1,999	13.3	1,294	8.6	
Westmoreland	20,351	1,621	8.0	386	1.9	4,607	22.6	247	1.2	
York	9,946	707	7.1	1,102	11.1	696	7.0	0	--	
<b><u>4th Class Counties</u></b>										
Beaver	4,345	8	0.2	0	--	99	2.3	26	0.6	
Butler	3,875	30	0.8	31	0.8	105	2.7	0	--	
Cambria	7,600	547	7.2	1,307	17.2	603	7.9	95	1.3	
Centre	10,071	2,545	25.3	1,390	13.8	1,026	10.2	473	4.7	
Fayette	13,000	2,783	21.4	1,687	13.0	1,168	9.0	2,247	17.3	
Franklin	9,510	457	4.8	2,668	28.1	876	9.2	35	0.4	
Monroe	10,005	998	10.0	844	8.4	1,784	17.8	621	6.2	
Schuylkill	17,795	2,813	15.8	1,673	9.4	3,340	18.8	3,247	18.2	
Washington	6,846	423	6.2	293	4.3	807	11.8	260	3.8	
<b><u>5th Class Counties</u></b>										
Adams	1,583	18	1.1	123	7.8	118	7.5	40	2.5	
Blair	11,050	1,126	10.2	1,661	15.0	622	5.6	516	4.7	
Lawrence	12,720	948	7.5	878	6.9	720	5.7	118	0.9	
Lebanon	4,489	360	8.0	125	2.8	515	11.5	443	9.9	
Lycoming	28,503	4,908	17.2	3,777	13.3	1,520	5.3	2,132	7.5	
Mercer	6,365	431	6.8	722	11.3	0	--	0	--	
Northumberland	5,668	717	12.6	1,067	18.8	49	0.9	64	1.1	

2019 Jury Yield

	Number of Prospective Jurors:						Qualified Jurors Available for Service	Jury Yield: % of Jurors Qualified and Available
	Excused	%	Deferred to New Term	%	Deferred from Previous Term	%		
<b><u>1st Class County</u></b>								
Philadelphia	12	<0.1	52,429	12.4	30,092	7.1	134,715	32.0
<b><u>2nd Class County</u></b>								
Allegheny	4,689	5.9	10,770	13.5	10,296	12.9	40,077	50.1
<b><u>2A Class Counties</u></b>								
Bucks	7,084	13.6	3,352	6.4	9	<0.1	18,863	36.1
Delaware	3,462	4.1	8,386	10.0	9,075	10.8	36,916	43.9
Montgomery	9,114	12.1	3,651	4.9	5,311	7.1	44,776	59.6
<b><u>3rd Class Counties</u></b>								
Berks	8,262	20.0	1,197	2.9	1,169	2.8	21,968	53.1
Chester	2,114	9.8	1,669	7.7	2,487	11.5	13,596	63.1
Cumberland	1,309	24.0	650	11.9	508	9.3	2,316	42.5
Dauphin	2,341	25.9	992	11.0	830	9.2	3,717	41.2
Erie	3,355	9.9	2,273	6.7	3,529	10.4	18,192	53.4
Lackawanna	510	1.9	943	3.5	1,255	4.7	7,053	26.3
Lancaster	353	1.8	3,541	18.5	3,700	19.3	12,621	65.9
Lehigh	6,883	21.3	2,794	8.6	3,095	9.6	15,415	47.7
Luzerne	2,829	12.8	1,188	5.4	1,242	5.6	6,693	30.3
Northampton	2,568	17.0	1,079	7.2	1,144	7.6	6,724	44.6
Westmoreland	2,277	11.2	1,699	8.3	1,827	9.0	11,341	55.7
York	1,527	15.4	576	5.8	1,014	10.2	6,352	63.9
<b><u>4th Class Counties</u></b>								
Beaver	260	6.0	1,462	33.6	618	14.2	3,108	71.5
Butler	296	7.6	1,446	37.3	738	19.0	2,705	69.8
Cambria	2,606	34.3	0	--	0	--	2,442	32.1
Centre	1,740	17.3	544	5.4	421	4.2	2,774	27.5
Fayette	853	6.6	1,037	8.0	29	0.2	3,254	25.0
Franklin	2,201	23.1	2,593	27.3	506	5.3	1,186	12.5
Monroe	1,007	10.1	1,253	12.5	1,222	12.2	4,720	47.2
Schuylkill	3,538	19.9	544	3.1	20	0.1	2,660	14.9
Washington	518	7.6	395	5.8	642	9.4	4,792	70.0
<b><u>5th Class Counties</u></b>								
Adams	248	15.7	188	11.9	155	9.8	1,003	63.4
Blair	2,586	23.4	517	4.7	0	--	4,022	36.4
Lawrence	1,596	12.5	1,622	12.8	1,489	11.7	8,327	65.5
Lebanon	422	9.4	510	11.4	461	10.3	2,575	57.4
Lycoming	4,852	17.0	1,440	5.1	1,453	5.1	11,327	39.7
Mercer	1,859	29.2	565	8.9	0	--	2,788	43.8
Northumberland	715	12.6	1,673	29.5	0	--	1,383	24.4

2019 Jury Yield

	Qualification Questionnaires/			Number of Prospective Jurors:					
	Summons Mailed	Returned Undeliverable	%	Not Responded to	%	Disqualified	%	Exempted	%
<b><u>6th Class Counties</u></b>									
Armstrong	4,110	337	8.2	428	10.4	502	12.2	467	11.4
Bedford	1,405	1	0.1	6	0.4	6	0.4	76	5.4
Bradford	2,640	348	13.2	72	2.7	509	19.3	33	1.3
Carbon	3,676	327	8.9	172	4.7	452	12.3	539	14.7
Clarion	1,530	324	21.2	95	6.2	289	18.9	73	4.8
Clearfield	2,255	127	5.6	133	5.9	38	1.7	144	6.4
Clinton	840	12	1.4	59	7.0	8	1.0	4	0.5
Columbia	1,573	140	8.9	101	6.4	168	10.7	109	6.9
Crawford	2,770	116	4.2	84	3.0	139	5.0	99	3.6
Elk	2,160	301	13.9	114	5.3	214	9.9	0	--
Greene	2,200	162	7.4	185	8.4	185	8.4	212	9.6
Huntingdon	1,844	89	4.8	152	8.2	396	21.5	35	1.9
Indiana	875	8	0.9	40	4.6	11	1.3	18	2.1
Jefferson	1,751	137	7.8	228	13.0	96	5.5	146	8.3
McKean	4,122	16	0.4	287	7.0	146	3.5	26	0.6
Mifflin	1,037	30	2.9	22	2.1	35	3.4	0	--
Perry	2,125	0	--	403	19.0	0	--	0	--
Pike	2,100	1	<0.1	68	3.2	687	32.7	0	--
Somerset	2,141	244	11.4	280	13.1	364	17.0	95	4.4
Susquehanna	1,299	13	1.0	38	2.9	283	21.8	54	4.2
Tioga	5,925	505	8.5	642	10.8	1,564	26.4	0	--
Venango	1,840	8	0.4	93	5.1	57	3.1	12	0.7
Warren	3,318	519	15.6	335	10.1	392	11.8	532	16.0
Wayne	1,434	154	10.7	307	21.4	98	6.8	71	5.0
<b><u>7th Class Counties</u></b>									
Juniata	1,200	0	--	155	12.9	0	--	0	--
Snyder	802	17	2.1	34	4.2	44	5.5	0	--
Union	1,025	76	7.4	32	3.1	74	7.2	3	0.3
Wyoming	771	17	2.2	66	8.6	46	6.0	13	1.7
<b><u>8th Class Counties</u></b>									
Cameron	825	68	8.2	0	--	183	22.2	1	0.1
Forest	1,365	197	14.4	87	6.4	169	12.4	311	22.8
Fulton	450	15	3.3	18	4.0	13	2.9	18	4.0
Montour	1,036	147	14.2	133	12.8	135	13.0	57	5.5
Potter	822	131	15.9	64	7.8	63	7.7	53	6.4
Sullivan	182	10	5.5	16	8.8	17	9.3	16	8.8

2019 Jury Yield

	Number of Prospective Jurors:						Qualified Jurors Available for Service	Jury Yield: % of Jurors Qualified and Available
	Excused	%	Deferred to New Term	%	Deferred from Previous Term	%		
<b><u>6th Class Counties</u></b>								
Armstrong	967	23.5	330	8.0	329	8.0	1,408	34.3
Bedford	89	6.3	251	17.9	256	18.2	1,232	87.7
Bradford	310	11.7	344	13.0	443	16.8	1,467	55.6
Carbon	531	14.4	258	7.0	148	4.0	1,545	42.0
Clarion	220	14.4	16	1.0	7	0.5	520	34.0
Clearfield	792	35.1	12	0.5	34	1.5	1,043	46.3
Clinton	237	28.2	27	3.2	27	3.2	520	61.9
Columbia	347	22.1	66	4.2	53	3.4	695	44.2
Crawford	239	8.6	462	16.7	507	18.3	2,138	77.2
Elk	224	10.4	363	16.8	121	5.6	1,065	49.3
Greene	108	4.9	711	32.3	639	29.0	1,276	58.0
Huntingdon	167	9.1	112	6.1	94	5.1	987	53.5
Indiana	284	32.5	3	0.3	0	--	511	58.4
Jefferson	401	22.9	0	--	1	0.1	744	42.5
McKean	154	3.7	437	10.6	102	2.5	3,158	76.6
Mifflin	216	20.8	166	16.0	92	8.9	660	63.6
Perry	842	39.6	0	--	0	--	880	41.4
Pike	370	17.6	263	12.5	358	17.0	1,069	50.9
Somerset	245	11.4	260	12.1	57	2.7	710	33.2
Susquehanna	219	16.9	99	7.6	109	8.4	702	54.0
Tioga	753	12.7	0	--	0	--	2,461	41.5
Venango	105	5.7	209	11.4	263	14.3	1,619	88.0
Warren	415	12.5	158	4.8	87	2.6	1,054	31.8
Wayne	235	16.4	38	2.6	14	1.0	545	38.0
<b><u>7th Class Counties</u></b>								
Juniata	473	39.4	0	--	0	--	572	47.7
Snyder	197	24.6	136	17.0	141	17.6	515	64.2
Union	131	12.8	333	32.5	298	29.1	674	65.8
Wyoming	259	33.6	27	3.5	51	6.6	394	51.1
<b><u>8th Class Counties</u></b>								
Cameron	67	8.1	222	26.9	68	8.2	352	42.7
Forest	183	13.4	44	3.2	24	1.8	398	29.2
Fulton	130	28.9	8	1.8	8	1.8	256	56.9
Montour	155	15.0	18	1.7	24	2.3	415	40.1
Potter	179	21.8	0	--	0	--	332	40.4
Sullivan	8	4.4	11	6.0	0	--	104	57.1

## 2019 Jury Utilization

### Qualified and Available Jurors:

	Reporting for Service	%	Told Not to Report for Service	%	Sent to Courtroom for Jury Selection (Voir Dire)	%	Utilized in Incomplete Jury Selection	%
<b><u>1st Class County</u></b>								
Philadelphia	61,361	45.5	45,692	33.9	60,149	98.0	17,378	28.3
<b><u>2nd Class County</u></b>								
Allegheny	21,777	54.3	13,807	34.5	16,279	74.8	4,320	19.8
<b><u>2A Class Counties</u></b>								
Bucks	12,336	65.4	2,916	15.5	5,324	43.2	578	4.7
Delaware	11,705	31.7	16,842	45.6	7,905	67.5	2,094	17.9
Montgomery	12,421	27.7	33,812	75.5	7,853	63.2	1,443	11.6
<b><u>3rd Class Counties</u></b>								
Berks	6,750	30.7	14,209	64.7	5,319	78.8	0	--
Chester	10,826	79.6	7,222	53.1	3,503	32.4	1,032	9.5
Cumberland	1,631	70.4	321	13.9	1,368	83.9	49	3.0
Dauphin	5,107	137.4	360	9.7	3,923	76.8	485	9.5
Erie	6,067	33.3	7,997	44.0	3,340	55.1	0	--
Lackawanna	3,182	45.1	5,887	83.5	1,890	59.4	89	2.8
Lancaster	4,506	35.7	4,529	35.9	2,651	58.8	36	0.8
Lehigh	2,848	18.5	12,556	81.5	1,969	69.1	0	--
Luzerne	7,163	107.0	1,138	17.0	2,492	34.8	57	0.8
Northampton	1,940	28.9	992	14.8	1,451	74.8	156	8.0
Westmoreland	4,449	39.2	7,238	63.8	2,371	53.3	0	--
York	5,172	81.4	0	--	4,910	94.9	0	--
<b><u>4th Class Counties</u></b>								
Beaver	1,503	48.4	1,771	57.0	1,291	85.9	60	4.0
Butler	1,815	67.1	670	24.8	1,206	66.4	140	7.7
Cambria	2,585	105.9	761	31.2	712	27.5	0	--
Centre	1,950	70.3	533	19.2	1,558	79.9	64	3.3
Fayette	4,422	135.9	1,701	52.3	3,212	72.6	40	0.9
Franklin	3,246	273.7	471	39.7	6,793	209.3	0	--
Monroe	3,360	71.2	97	2.1	3,064	91.2	45	1.3
Schuylkill	2,766	104.0	474	17.8	3,102	112.1	0	--
Washington	2,008	41.9	1,305	27.2	1,146	57.1	0	--
<b><u>5th Class Counties</u></b>								
Adams	706	70.4	211	21.0	1,171	165.9	0	--
Blair	2,659	66.1	917	22.8	2,659	100.0	26	1.0
Lawrence	763	9.2	2,165	26.0	323	42.3	0	--
Lebanon	1,584	61.5	579	22.5	2,038	128.7	99	6.3
Lycoming	5,302	46.8	5,039	44.5	3,008	56.7	130	2.5
Mercer	3,464	124.2	0	--	2,258	65.2	0	--
Northumberland	1,571	113.6	1,973	142.7	1,571	100.0	444	28.3

2019 Jury Utilization/Jury Costs

	Qualified and Available Jurors:				Jury Cost	
	Impaneled or Sworn (jurors/alternates)	%	Removed for Cause/Hardship	Removed for Peremptory Challenge	Annual Budget for Jury Operations	Average Cost Per Juror
<b><u>1st Class County</u></b>						
Philadelphia	10,109	16.5	12,099	6,809	\$2,658,785	\$6
<b><u>2nd Class County</u></b>						
Allegheny	2,908	13.4	4,591	1,882	\$975,290	\$12
<b><u>2A Class Counties</u></b>						
Bucks	1,059	8.6	1,125	856	\$514,009	\$10
Delaware	1,270	10.9	1,595	1,184	\$693,539	\$8
Montgomery	1,543	12.4	2,111	1,274	\$645,660	\$9
<b><u>3rd Class Counties</u></b>						
Berks	1,539	22.8	1,035	1,187	\$429,982	\$10
Chester	811	7.5	648	702	\$469,240	\$22
Cumberland	408	25.0	135	384	\$144,780	\$27
Dauphin	1,379	27.0	20	681	\$299,525	\$33
Erie	730	12.0	737	722	\$199,685	\$6
Lackawanna	492	15.5	376	464	\$60,137	\$2
Lancaster	892	19.8	448	745	\$259,343	\$14
Lehigh	560	19.7	381	497	\$261,948	\$8
Luzerne	631	8.8	399	637	\$269,940	\$12
Northampton	358	18.5	257	338	\$185,276	\$12
Westmoreland	625	14.0	654	427	\$131,914	\$6
York	1,591	30.8	94	1,490	\$220,540	\$22
<b><u>4th Class Counties</u></b>						
Beaver	348	23.2	366	267	\$165,414	\$38
Butler	166	9.1	254	254	\$57,700	\$15
Cambria	208	8.0	171	64	\$158,000	\$21
Centre	574	29.4	365	563	\$69,014	\$7
Fayette	882	19.9	102	907	\$228,000	\$18
Franklin	964	29.7	2,201	936	\$182,483	\$19
Monroe	920	27.4	554	906	\$317,773	\$32
Schuylkill	1,066	38.5	761	841	\$136,097	\$8
Washington	387	19.3	458	311	\$144,500	\$21
<b><u>5th Class Counties</u></b>						
Adams	367	52.0	139	416	\$105,900	\$67
Blair	407	15.3	151	0	\$108,192	\$10
Lawrence	85	11.1	44	78	\$90,332	\$7
Lebanon	880	55.6	204	491	\$40,079	\$9
Lycoming	888	16.7	782	838	\$139,481	\$5
Mercer	478	13.8	0	0	\$74,536	\$12
Northumberland	170	10.8	50	41	\$38,233	\$7



## 2019 Jury Utilization

### Qualified and Available Jurors:

	Reporting for Service	%	Told Not to Report for Service	%	Sent to Courtroom for Jury Selection (Voir Dire)	%	Utilized in Incomplete Jury Selection	%
<b><u>6th Class Counties</u></b>								
Armstrong	1,409	100.1	10	0.7	1,209	85.8	42	3.0
Bedford	787	63.9	246	20.0	769	97.7	0	--
Bradford	685	46.7	335	22.8	798	116.5	126	18.4
Carbon	569	36.8	527	34.1	565	99.3	0	--
Clarion	520	100.0	27	5.2	1,535	295.2	0	--
Clearfield	968	92.8	20	1.9	906	93.6	0	--
Clinton	561	107.9	270	51.9	552	98.4	0	--
Columbia	588	84.6	71	10.2	258	43.9	28	4.8
Crawford	549	25.7	474	22.2	282	51.4	0	--
Elk	592	55.6	338	31.7	592	100.0	0	--
Greene	915	71.7	0	--	1,004	109.7	0	--
Huntingdon	937	94.9	0	--	703	75.0	0	--
Indiana	500	97.8	94	18.4	500	100.0	0	--
Jefferson	421	56.6	322	43.3	302	71.7	0	--
McKean	2,274	72.0	696	22.0	2,274	100.0	211	9.3
Mifflin	584	88.5	83	12.6	746	127.7	0	--
Perry	1,016	115.5	0	--	1,016	100.0	0	--
Pike	663	62.0	0	--	529	79.8	117	17.6
Somerset	654	92.1	878	123.7	444	67.9	0	--
Susquehanna	333	47.4	245	34.9	293	88.0	0	--
Tioga	584	23.7	1,730	70.3	584	100.0	49	8.4
Venango	1,193	73.7	208	12.8	889	74.5	3	0.3
Warren	909	86.2	120	11.4	909	100.0	0	--
Wayne	241	44.2	265	48.6	110	45.6	29	12.0
<b><u>7th Class Counties</u></b>								
Juniata	582	101.7	0	--	582	100.0	0	--
Snyder	491	95.3	577	112.0	846	172.3	167	34.0
Union	375	55.6	501	74.3	656	174.9	140	37.3
Wyoming	323	82.0	339	86.0	323	100.0	0	--
<b><u>8th Class Counties</u></b>								
Cameron	259	73.6	0	--	259	100.0	0	--
Forest	351	88.2	90	22.6	351	100.0	0	--
Fulton	252	98.4	0	--	425	168.7	0	--
Montour	85	20.5	284	68.4	85	100.0	0	--
Potter	298	89.8	268	80.7	653	219.1	0	--
Sullivan	125	120.2	47	45.2	125	100.0	41	32.8

2019 Jury Utilization/Jury Costs

	Qualified and Available Jurors:				Jury Cost	
	Impaneled or Sworn (jurors/alternates)	%	Removed for Cause/Hardship	Removed for Peremptory Challenge	Annual Budget for Jury Operations	Average Cost Per Juror
<b><u>6th Class Counties</u></b>						
Armstrong	320	22.7	254	337	\$41,167	\$10
Bedford	112	14.2	41	80	\$53,922	\$38
Bradford	196	28.6	95	253	\$44,874	\$17
Carbon	154	27.1	142	99	\$38,654	\$11
Clarion	279	53.7	220	287	\$43,796	\$29
Clearfield	408	42.1	58	359	\$21,834	\$10
Clinton	140	25.0	76	135	\$24,518	\$29
Columbia	84	14.3	32	114	\$37,311	\$24
Crawford	98	17.9	80	104	\$9,739	\$4
Elk	126	21.3	76	138	\$22,000	\$10
Greene	406	44.4	242	353	\$30,495	\$14
Huntingdon	266	28.4	147	290	\$16,246	\$9
Indiana	126	25.2	155	108	\$32,533	\$37
Jefferson	70	16.6	232	0	\$25,572	\$15
McKean	434	19.1	484	412	\$72,400	\$18
Mifflin	336	57.5	102	308	\$21,105	\$20
Perry	223	21.9	0	0	\$33,200	\$16
Pike	154	23.2	106	152	\$37,004	\$18
Somerset	112	17.1	77	104	\$38,310	\$18
Susquehanna	70	21.0	32	54	\$57,175	\$44
Tioga	140	24.0	165	50	\$10,000	\$2
Venango	196	16.4	97	159	\$62,633	\$34
Warren	238	26.2	59	50	\$11,849	\$4
Wayne	16	6.6	16	20	\$15,138	\$11
<b><u>7th Class Counties</u></b>						
Juniata	52	8.9	0	0	\$15,000	\$13
Snyder	175	35.6	82	246	\$40,501	\$51
Union	69	18.4	43	80	\$12,682	\$12
Wyoming	26	8.0	14	24	\$10,000	\$13
<b><u>8th Class Counties</u></b>						
Cameron	56	21.6	18	56	\$5,000	\$6
Forest	98	27.9	40	47	\$12,550	\$9
Fulton	182	72.2	47	196	\$5,494	\$12
Montour	14	16.5	3	16	\$16,297	\$16
Potter	266	89.3	111	276	\$8,500	\$10
Sullivan	0	--	0	0	\$2,002	\$11

---

---

## JURY

### Jury Yield

**Deferred to a New Term** The number of prospective jurors who were summonsed for jury service, but requested and received a postponement or deferral to serve at another time.

**Deferred from a Previous Term** The number of prospective jurors who were previously summoned for jury service, requested and received a postponement or deferral, and are now available for jury service.

**Disqualified** The number of prospective jurors who were deemed statutorily ineligible for jury service based on their response to the qualification questionnaire or to their responses to qualification questions on the jury summons. Disqualification criteria include non-citizenship, non-residency in the jurisdiction served by the court, under the age of 18, currently subject to legal disability such as felony conviction or legal incompetency, and unable to speak or understand English.

**Excused** The number of prospective jurors who requested to be excused from jury service due to financial or medical hardship. Excusal differs from an exemption in that the court retains the sole discretion to excuse a juror from service whereas an exemption provides the juror with a statutory right to decline jury service if summonsed by the court.

**Exempted** The number of prospective jurors who claimed an exemption from jury service. An exemption from jury service is a statutory right based on occupational or other personal status criteria established by the legislature. Typical exemption criteria include previous jury service, occupational status such as public office holders, judicial officers, licensed attorneys, health care professionals or corrections officers, sole caregivers of dependent children or adults, etc. An exemption differs from an excusal in that the exemption is a statutory right of the juror to claim whereas the court retains the sole discretion to excuse a juror from service.

**Jury Yield** The Percentage of Jurors Qualified and Available for Service is calculated by dividing *Qualification/Summonses Mailed* by *Qualified Jurors Available for Service* and multiplying by 100.

**Not Responded To** The number of qualification questionnaires and jury summonses for which no response was received by the court.

**Qualification Questionnaires/ Summonses Mailed** The number of qualification questionnaires and jury summonses sent to prospective jurors vis the U.S. Postal Service or other means.

**Qualified Jurors Available for Service** Jurors who have returned their summons/questionnaire and, based on their responses have not been excused/exempted from service. The number of qualified jurors is determined by: *Qualification Questionnaires/ Summonses Mailed* MINUS *Returned Undeliverable, Not Responded To, Disqualified, Exempted, Excused, Deferred to New Term* PLUS *Deferred from Previous Term* .

---

---

**Returned Undeliverable** The number of qualification questionnaires and jury summonses returned and marked “undeliverable at this address”.

**Jury Utilization**

**Impaneled or Sworn (Jurors/Alternates)** The number of qualified and available jurors sworn as a trial juror or alternate during jury selection.

**Jurors Utilized in Incomplete Jury Selection** The number of jurors assigned to a jury panel, but the jury was not sworn due to the cancellation of the trial. A trial may be cancelled due to a settlement, plea, or a mistrial.

**Removed for Cause/ Hardship** The number of qualified and available jurors removed for cause or hardship during jury selection. A potential juror may be challenged by the defense and/or prosecution because they give a reason why they might be unable to reach a fair verdict.

**Removed for Peremptory Challenge** The number of qualified and available jurors removed by peremptory challenge during jury selection. A potential juror may be rejected by the defense and/or prosecution because they have an unfavorable bias without giving any reason.

**Reporting for Service** The number of qualified and available jurors who reported for jury service. If a juror reports for service on multiple days, each day that the juror reported for service is counted individually.

**Sent to Courtroom for Jury Selection (Voir Dire)** The number of qualified and available jurors assigned to a panel for jury selection. A juror may be assigned to more than one panel and is counted for each panel to which they were assigned.

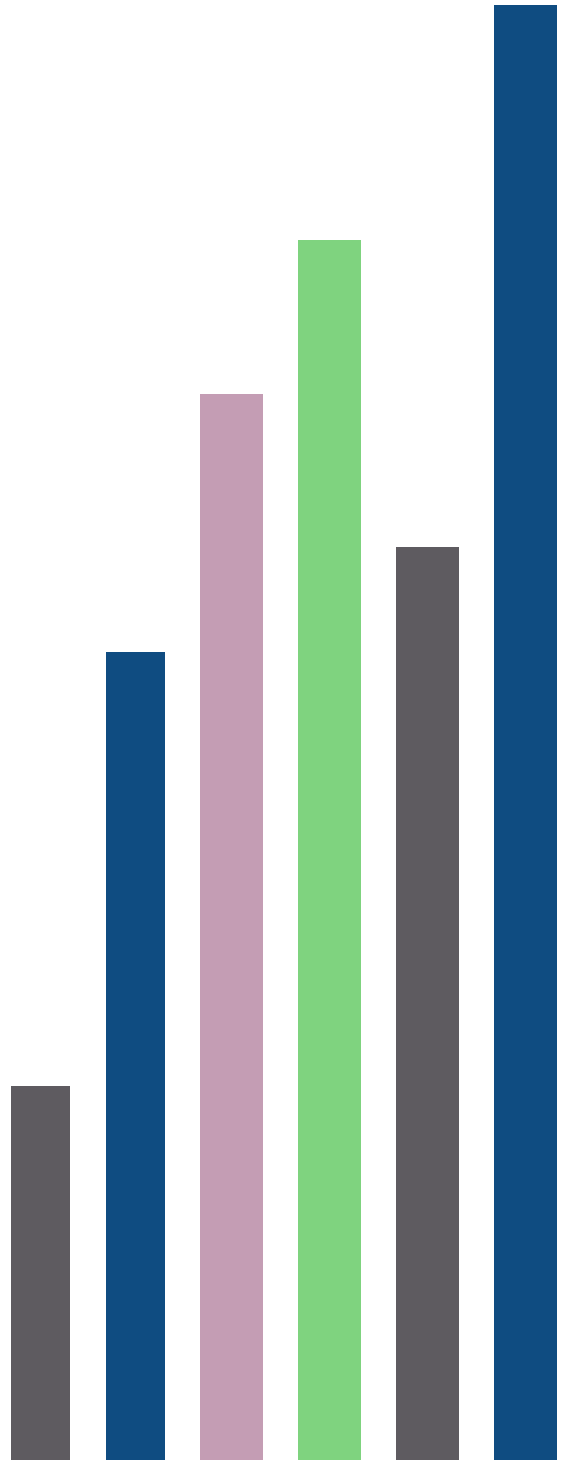
**Told Not to Report for Service** The number of jurors who were qualified and available to serve, but were told in advance (e.g., by telephone, by telephone call-in system, by postcard) by the court not to report.

**Jury Costs**

**Annual Budget for Jury Operations** Other than juror fees and mileage, included this figure may also include jury staff salaries and fringe benefits, jury automation costs, facilities, printing expenses, postage expenses, personal service, juror fees, mileage, and miscellaneous expenses (hotel or dining costs for sequestered jurors, etc.).

**Average Cost Per Juror** Calculated by dividing *Annual Budget for Jury Operations* by *Qualification Questionnaires/Summonses Mailed*.

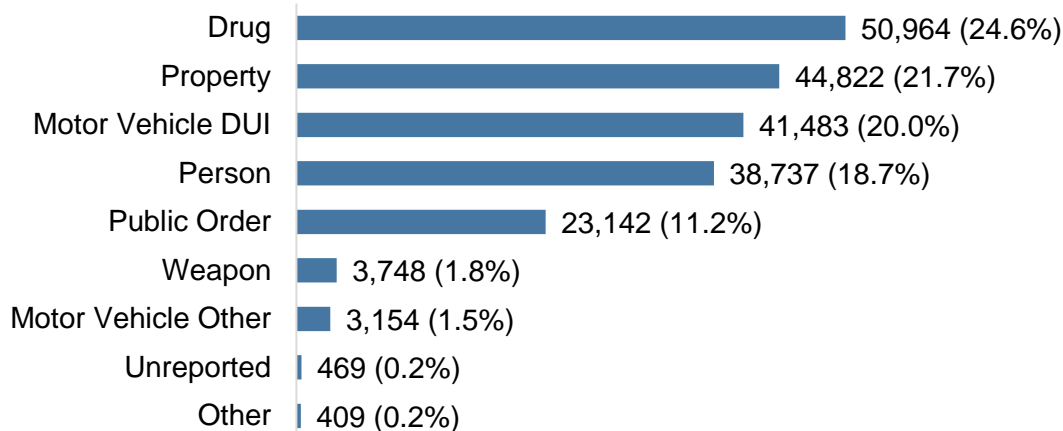
# Limited Jurisdiction Courts



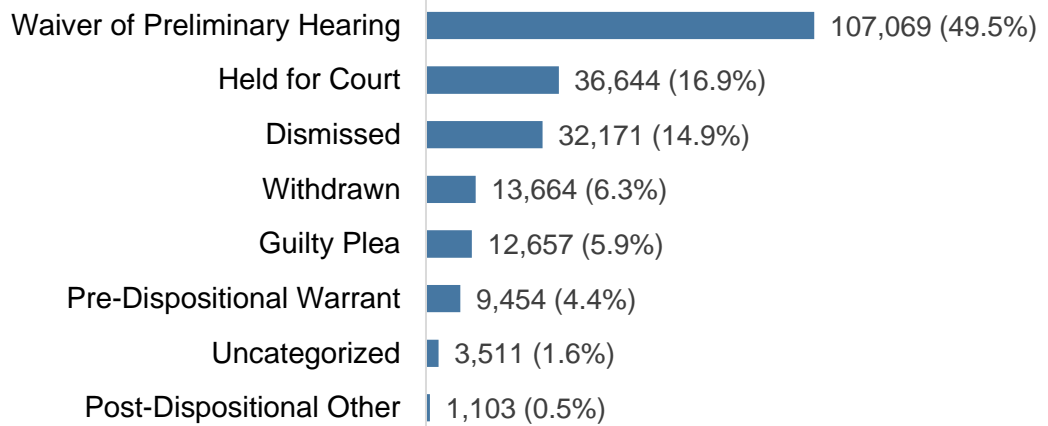
# 2019 Magisterial District Judge State Totals Criminal

Cases Pending 1/1/19	36,094	Age of Pending Cases		
New Cases Filed	206,928	<b>0-60 Days</b>	22,087	61.7%
Active Warrant Status Change	9,029	<b>61-120 Days</b>	6,900	19.3%
Closed Case Status Change	13	<b>121-180 Days</b>	2,111	5.9%
		<b>181-240 Days</b>	838	2.3%
<b>Cases Available for Processing</b>	<b>252,064</b>	<b>241-300 Days</b>	343	1.0%
		<b>301-360 Days</b>	203	0.6%
<b>Cases Processed and Inactive</b>	<b>216,273</b>	<b>Over 360 Days</b>	3,309	9.2%
<b>Cases Pending 12/31/19</b>	<b>35,791</b>	<b>Total</b>	<b>35,791</b>	

### New Cases Filed By Offense Type:



### Processed By:



For the most recent data, visit the AOPC website at <http://www.pacourts.us/news-and-statistics/research-and-statistics/dashboard-table-of-contents/magisterial-district-courts-statewide-dashboard>

Magisterial District Judge - 2019 Criminal Available for Processing

	Cases Pending 1/1/19	New Cases Filed	Active Warrant Status Change	Closed Case Status Change	Cases Available for Processing	Cases Processed	Cases Pending 12/31/19
<b><u>2nd Class County</u></b>							
Allegheny	7,135	29,129	1,328	0	37,592	30,520	7,072
<b><u>2A Class Counties</u></b>							
Bucks	1,647	8,276	303	4	10,230	8,453	1,777
Delaware	2,311	9,777	615	0	12,703	10,243	2,460
Montgomery	2,062	10,557	523	0	13,142	10,930	2,212
<b><u>3rd Class Counties</u></b>							
Berks	1,009	6,767	436	0	8,212	7,254	958
Chester	1,603	6,599	366	0	8,568	7,044	1,524
Cumberland	779	4,641	184	0	5,604	4,816	788
Dauphin	1,619	8,762	388	0	10,769	9,373	1,396
Erie	732	5,264	185	0	6,181	5,432	749
Lackawanna	761	4,246	318	1	5,326	4,587	739
Lancaster	1,003	9,656	502	0	11,161	10,376	785
Lehigh	1,088	6,432	338	0	7,858	6,884	974
Luzerne	1,216	6,584	279	1	8,080	6,853	1,227
Northampton	707	4,852	171	0	5,730	5,038	692
Westmoreland	1,072	6,371	277	1	7,721	6,623	1,098
York	1,369	8,567	361	0	10,297	9,113	1,184
<b><u>4th Class Counties</u></b>							
Beaver	836	3,858	177	1	4,872	4,136	736
Butler	432	2,743	99	0	3,274	2,920	354
Cambria	416	2,668	84	1	3,169	2,720	449
Centre	262	1,865	40	0	2,167	1,927	240
Fayette	713	3,698	151	0	4,562	4,006	556
Franklin	401	2,406	48	0	2,855	2,459	396
Monroe	797	4,077	211	1	5,086	4,219	867
Schuylkill	296	3,024	143	0	3,463	3,105	358
Washington	614	4,120	180	0	4,914	4,166	748
<b><u>5th Class Counties</u></b>							
Adams	172	1,687	28	0	1,887	1,671	216
Blair	302	3,040	134	0	3,476	3,082	394
Lawrence	185	1,572	74	0	1,831	1,664	167
Lebanon	251	2,239	59	0	2,549	2,275	274
Lycoming	216	2,238	82	0	2,536	2,275	261
Mercer	286	2,801	137	0	3,224	2,942	282
Northumberland	362	2,255	91	0	2,708	2,399	309

Magisterial District Judge - 2019 Criminal Available for Processing

	Cases Pending 1/1/19	New Cases Filed	Active Warrant Status Change	Closed Case Status Change	Cases Available for Processing	Cases Processed	Cases Pending 12/31/19
<b><u>6th Class Counties</u></b>							
Armstrong	232	1,398	30	0	1,660	1,409	251
Bedford	98	798	35	0	931	849	82
Bradford	148	1,092	46	0	1,286	1,159	127
Carbon	219	1,668	49	0	1,936	1,726	210
Clarion	93	744	14	1	852	740	112
Clearfield	128	1,443	29	0	1,600	1,439	161
Clinton	98	718	29	0	845	772	73
Columbia	185	1,671	31	0	1,887	1,717	170
Crawford	151	1,350	29	0	1,530	1,389	141
Elk	86	722	31	0	839	759	80
Greene	74	611	36	1	722	642	80
Huntingdon	95	768	22	0	885	806	79
Indiana	342	1,779	35	0	2,156	1,871	285
Jefferson	69	683	7	0	759	658	101
McKean	102	782	17	0	901	761	140
Mifflin	48	658	15	0	721	661	60
Perry	61	538	15	0	614	544	70
Pike	143	856	27	0	1,026	835	191
Somerset	174	1,399	16	0	1,589	1,388	201
Susquehanna	94	596	30	0	720	633	87
Tioga	85	598	13	0	696	597	99
Venango	114	1,118	36	0	1,268	1,153	115
Warren	97	701	12	0	810	681	129
Wayne	71	533	26	1	631	570	61
<b><u>7th Class Counties</u></b>							
Juniata	56	296	6	0	358	293	65
Snyder	102	633	20	0	755	654	101
Union	61	458	11	0	530	456	74
Wyoming	65	425	18	0	508	461	47
<b><u>8th Class Counties</u></b>							
Cameron	16	88	1	0	105	78	27
Forest	21	74	1	0	96	79	17
Fulton	45	255	7	0	307	259	48
Montour	34	215	10	0	259	235	24
Potter	28	386	8	0	422	392	30
Sullivan	5	103	5	0	113	102	11



Magisterial District Judge - 2019 New Criminal Cases by Offense Type

	Drug	%	Property	%	Motor Vehicle DUI	%	Person	%	Public Order	%
<b><u>2nd Class County</u></b>										
Allegheny	6,180	21.2	6,207	21.3	3,174	10.9	7,377	25.3	4,335	14.9
<b><u>2A Class Counties</u></b>										
Bucks	2,452	29.6	2,013	24.3	1,986	24.0	1,035	12.5	619	7.5
Delaware	2,442	25.0	2,408	24.6	1,516	15.5	2,072	21.2	932	9.5
Montgomery	2,268	21.5	3,064	29.0	2,301	21.8	1,765	16.7	873	8.3
<b><u>3rd Class Counties</u></b>										
Berks	1,886	27.9	1,454	21.5	1,180	17.4	1,434	21.2	600	8.9
Chester	1,616	24.5	1,329	20.1	1,732	26.2	1,077	16.3	675	10.2
Cumberland	886	19.1	1,107	23.9	1,173	25.3	791	17.0	532	11.5
Dauphin	2,526	28.8	1,671	19.1	1,381	15.8	1,428	16.3	1,342	15.3
Erie	990	18.8	1,294	24.6	946	18.0	958	18.2	882	16.8
Lackawanna	1,196	28.2	673	15.9	562	13.2	990	23.3	729	17.2
Lancaster	2,114	21.9	1,969	20.4	2,972	30.8	1,367	14.2	877	9.1
Lehigh	1,750	27.2	1,321	20.5	1,480	23.0	1,053	16.4	624	9.7
Luzerne	1,853	28.1	1,368	20.8	1,146	17.4	1,181	17.9	823	12.5
Northampton	1,253	25.8	1,010	20.8	1,071	22.1	914	18.8	451	9.3
Westmoreland	1,557	24.4	1,521	23.9	1,220	19.1	1,259	19.8	551	8.6
York	2,002	23.4	1,846	21.5	2,039	23.8	1,374	16.0	887	10.4
<b><u>4th Class Counties</u></b>										
Beaver	781	20.2	865	22.4	804	20.8	759	19.7	527	13.7
Butler	614	22.4	551	20.1	721	26.3	416	15.2	320	11.7
Cambria	465	17.4	572	21.4	494	18.5	666	25.0	364	13.6
Centre	710	38.1	381	20.4	371	19.9	202	10.8	170	9.1
Fayette	934	25.3	855	23.1	781	21.1	718	19.4	306	8.3
Franklin	452	18.8	526	21.9	678	28.2	467	19.4	224	9.3
Monroe	1,042	25.6	765	18.8	1,091	26.8	716	17.6	368	9.0
Schuylkill	851	28.1	768	25.4	447	14.8	593	19.6	275	9.1
Washington	820	19.9	864	21.0	969	23.5	832	20.2	520	12.6
<b><u>5th Class Counties</u></b>										
Adams	405	24.0	190	11.3	665	39.4	218	12.9	147	8.7
Blair	834	27.4	742	24.4	447	14.7	524	17.2	387	12.7
Lawrence	274	17.4	389	24.7	371	23.6	338	21.5	134	8.5
Lebanon	710	31.7	597	26.7	333	14.9	328	14.6	187	8.4
Lycoming	644	28.8	415	18.5	546	24.4	341	15.2	224	10.0
Mercer	580	20.7	646	23.1	585	20.9	522	18.6	367	13.1
Northumberland	675	29.9	407	18.0	340	15.1	450	20.0	310	13.7

Magisterial District Judge - 2019 New Criminal Cases by Offense Type

	Weapon	%	Motor Vehicle Other	%	Unreported	%	Other	%	Total
<b><u>2nd Class County</u></b>									
Allegheny	878	3.0	620	2.1	323	1.1	35	0.1	29,129
<b><u>2A Class Counties</u></b>									
Bucks	89	1.1	79	1.0	0	--	3	<0.1	8,276
Delaware	271	2.8	98	1.0	7	0.1	31	0.3	9,777
Montgomery	135	1.3	142	1.3	0	--	9	0.1	10,557
<b><u>3rd Class Counties</u></b>									
Berks	120	1.8	82	1.2	0	--	11	0.2	6,767
Chester	92	1.4	74	1.1	0	--	4	0.1	6,599
Cumberland	55	1.2	83	1.8	5	0.1	9	0.2	4,641
Dauphin	188	2.1	169	1.9	31	0.4	26	0.3	8,762
Erie	103	2.0	70	1.3	8	0.2	13	0.2	5,264
Lackawanna	49	1.2	33	0.8	0	--	14	0.3	4,246
Lancaster	106	1.1	212	2.2	21	0.2	18	0.2	9,656
Lehigh	80	1.2	114	1.8	6	0.1	4	0.1	6,432
Luzerne	114	1.7	83	1.3	7	0.1	9	0.1	6,584
Northampton	56	1.2	90	1.9	3	0.1	4	0.1	4,852
Westmoreland	137	2.2	99	1.6	10	0.2	17	0.3	6,371
York	145	1.7	202	2.4	33	0.4	39	0.5	8,567
<b><u>4th Class Counties</u></b>									
Beaver	68	1.8	47	1.2	0	--	7	0.2	3,858
Butler	64	2.3	53	1.9	1	<0.1	3	0.1	2,743
Cambria	65	2.4	39	1.5	0	--	3	0.1	2,668
Centre	16	0.9	14	0.8	0	--	1	0.1	1,865
Fayette	55	1.5	41	1.1	0	--	8	0.2	3,698
Franklin	36	1.5	20	0.8	0	--	3	0.1	2,406
Monroe	61	1.5	31	0.8	1	<0.1	2	<0.1	4,077
Schuylkill	49	1.6	30	1.0	5	0.2	6	0.2	3,024
Washington	46	1.1	68	1.7	0	--	1	<0.1	4,120
<b><u>5th Class Counties</u></b>									
Adams	31	1.8	29	1.7	0	--	2	0.1	1,687
Blair	45	1.5	57	1.9	0	--	4	0.1	3,040
Lawrence	45	2.9	15	1.0	1	0.1	5	0.3	1,572
Lebanon	30	1.3	49	2.2	3	0.1	2	0.1	2,239
Lycoming	39	1.7	23	1.0	0	--	6	0.3	2,238
Mercer	50	1.8	35	1.2	0	--	16	0.6	2,801
Northumberland	37	1.6	27	1.2	0	--	9	0.4	2,255

Magisterial District Judge - 2019 New Criminal Cases by Offense Type

	Drug	%	Property	%	Motor Vehicle DUI	%	Person	%	Public Order	%
<b><u>6th Class Counties</u></b>										
Armstrong	336	24.0	229	16.4	386	27.6	260	18.6	125	8.9
Bedford	274	34.3	125	15.7	198	24.8	135	16.9	54	6.8
Bradford	257	23.5	274	25.1	196	17.9	228	20.9	113	10.3
Carbon	525	31.5	278	16.7	352	21.1	282	16.9	186	11.2
Clarion	194	26.1	127	17.1	169	22.7	124	16.7	107	14.4
Clearfield	426	29.5	289	20.0	300	20.8	190	13.2	187	13.0
Clinton	238	33.1	134	18.7	178	24.8	93	13.0	51	7.1
Columbia	716	42.8	238	14.2	286	17.1	205	12.3	186	11.1
Crawford	318	23.6	286	21.2	285	21.1	248	18.4	132	9.8
Elk	222	30.7	144	19.9	173	24.0	104	14.4	65	9.0
Greene	129	21.1	136	22.3	130	21.3	125	20.5	75	12.3
Huntingdon	252	32.8	126	16.4	185	24.1	108	14.1	72	9.4
Indiana	455	25.6	409	23.0	405	22.8	312	17.5	149	8.4
Jefferson	148	21.7	135	19.8	140	20.5	176	25.8	65	9.5
McKean	155	19.8	128	16.4	233	29.8	182	23.3	68	8.7
Mifflin	149	22.6	143	21.7	148	22.5	117	17.8	65	9.9
Perry	151	28.1	108	20.1	145	27.0	83	15.4	39	7.2
Pike	272	31.8	129	15.1	183	21.4	183	21.4	68	7.9
Somerset	300	21.4	269	19.2	436	31.2	208	14.9	137	9.8
Susquehanna	169	28.4	120	20.1	123	20.6	104	17.4	65	10.9
Tioga	125	20.9	133	22.2	185	30.9	102	17.1	41	6.9
Venango	270	24.2	242	21.6	217	19.4	236	21.1	125	11.2
Warren	181	25.8	138	19.7	150	21.4	150	21.4	69	9.8
Wayne	150	28.1	114	21.4	92	17.3	114	21.4	48	9.0
<b><u>7th Class Counties</u></b>										
Juniata	108	36.5	53	17.9	53	17.9	49	16.6	22	7.4
Snyder	122	19.3	186	29.4	135	21.3	94	14.8	65	10.3
Union	106	23.1	112	24.5	107	23.4	81	17.7	41	9.0
Wyoming	95	22.4	66	15.5	134	31.5	70	16.5	51	12.0
<b><u>8th Class Counties</u></b>										
Cameron	27	30.7	15	17.0	23	26.1	13	14.8	10	11.4
Forest	20	27.0	13	17.6	12	16.2	12	16.2	13	17.6
Fulton	96	37.6	37	14.5	61	23.9	37	14.5	18	7.1
Montour	59	27.4	40	18.6	34	15.8	58	27.0	20	9.3
Potter	129	33.4	44	11.4	80	20.7	76	19.7	34	8.8
Sullivan	28	27.2	14	13.6	27	26.2	13	12.6	14	13.6

Magisterial District Judge - 2019 New Criminal Cases by Offense Type

	Weapon	%	Motor Vehicle Other	%	Unreported	%	Other	%	Total
<b><u>6th Class Counties</u></b>									
Armstrong	12	0.9	44	3.1	0	--	6	0.4	1,398
Bedford	5	0.6	6	0.8	1	0.1	0	--	798
Bradford	13	1.2	8	0.7	0	--	3	0.3	1,092
Carbon	30	1.8	6	0.4	0	--	9	0.5	1,668
Clarion	15	2.0	7	0.9	0	--	1	0.1	744
Clearfield	36	2.5	14	1.0	0	--	1	0.1	1,443
Clinton	14	1.9	6	0.8	0	--	4	0.6	718
Columbia	26	1.6	8	0.5	0	--	6	0.4	1,671
Crawford	25	1.9	51	3.8	1	0.1	4	0.3	1,350
Elk	5	0.7	7	1.0	0	--	2	0.3	722
Greene	8	1.3	8	1.3	0	--	0	--	611
Huntingdon	22	2.9	2	0.3	0	--	1	0.1	768
Indiana	20	1.1	18	1.0	0	--	11	0.6	1,779
Jefferson	6	0.9	9	1.3	0	--	4	0.6	683
McKean	7	0.9	8	1.0	0	--	1	0.1	782
Mifflin	18	2.7	11	1.7	0	--	7	1.1	658
Perry	4	0.7	7	1.3	0	--	1	0.2	538
Pike	12	1.4	7	0.8	1	0.1	1	0.1	856
Somerset	23	1.6	24	1.7	1	0.1	1	0.1	1,399
Susquehanna	8	1.3	6	1.0	0	--	1	0.2	596
Tioga	5	0.8	4	0.7	0	--	3	0.5	598
Venango	15	1.3	10	0.9	0	--	3	0.3	1,118
Warren	9	1.3	2	0.3	0	--	2	0.3	701
Wayne	4	0.8	10	1.9	0	--	1	0.2	533
<b><u>7th Class Counties</u></b>									
Juniata	4	1.4	4	1.4	0	--	3	1.0	296
Snyder	19	3.0	8	1.3	0	--	4	0.6	633
Union	6	1.3	5	1.1	0	--	0	--	458
Wyoming	4	0.9	5	1.2	0	--	0	--	425
<b><u>8th Class Counties</u></b>									
Cameron	0	--	0	--	0	--	0	--	88
Forest	2	2.7	1	1.4	0	--	1	1.4	74
Fulton	2	0.8	4	1.6	0	--	0	--	255
Montour	0	--	3	1.4	0	--	1	0.5	215
Potter	7	1.8	13	3.4	0	--	3	0.8	386
Sullivan	7	6.8	0	--	0	--	0	--	103

Magisterial District Judge - 2019 Criminal Processed and Inactive

	Waiver of Preliminary Hearing	%	Held for Court	%	Dismissed	%	Withdrawn	%	Guilty Plea	%
<b><u>2nd Class County</u></b>										
Allegheny	9,067	29.7	5,145	16.9	9,579	31.4	4,743	15.5	0	--
<b><u>2A Class Counties</u></b>										
Bucks	4,756	56.3	2,145	25.4	890	10.5	273	3.2	0	--
Delaware	4,889	47.7	2,355	23.0	1,609	15.7	280	2.7	2	<0.1
Montgomery	4,892	44.8	3,205	29.3	1,457	13.3	716	6.6	12	0.1
<b><u>3rd Class Counties</u></b>										
Berks	4,180	57.6	1,154	15.9	1,151	15.9	341	4.7	1	<0.1
Chester	3,031	43.0	1,394	19.8	1,839	26.1	209	3.0	0	--
Cumberland	2,459	51.1	584	12.1	776	16.1	186	3.9	489	10.2
Dauphin	4,135	44.1	1,683	18.0	1,066	11.4	319	3.4	1,496	16.0
Erie	2,184	40.2	926	17.0	962	17.7	472	8.7	596	11.0
Lackawanna	1,976	43.1	155	3.4	887	19.3	399	8.7	785	17.1
Lancaster	4,574	44.1	729	7.0	870	8.4	428	4.1	1,685	16.2
Lehigh	3,552	51.6	899	13.1	917	13.3	225	3.3	922	13.4
Luzerne	2,620	38.2	1,238	18.1	1,293	18.9	290	4.2	1,053	15.4
Northampton	3,139	62.3	1,107	22.0	275	5.5	110	2.2	185	3.7
Westmoreland	4,911	74.2	371	5.6	455	6.9	468	7.1	0	--
York	4,134	45.4	2,973	32.6	728	8.0	180	2.0	792	8.7
<b><u>4th Class Counties</u></b>										
Beaver	1,977	47.8	287	6.9	1,320	31.9	86	2.1	241	5.8
Butler	1,648	56.4	440	15.1	406	13.9	99	3.4	222	7.6
Cambria	1,534	56.4	278	10.2	463	17.0	290	10.7	4	0.1
Centre	1,544	80.1	218	11.3	41	2.1	72	3.7	6	0.3
Fayette	2,311	57.7	632	15.8	623	15.6	159	4.0	58	1.4
Franklin	1,895	77.1	250	10.2	120	4.9	108	4.4	0	--
Monroe	2,431	57.6	447	10.6	370	8.8	289	6.8	432	10.2
Schuylkill	1,586	51.1	485	15.6	193	6.2	371	11.9	281	9.0
Washington	2,071	49.7	687	16.5	757	18.2	412	9.9	25	0.6
<b><u>5th Class Counties</u></b>										
Adams	1,326	79.4	185	11.1	61	3.7	24	1.4	43	2.6
Blair	1,928	62.6	421	13.7	174	5.6	124	4.0	295	9.6
Lawrence	816	49.0	185	11.1	67	4.0	385	23.1	122	7.3
Lebanon	1,776	78.1	336	14.8	58	2.5	46	2.0	0	--
Lycoming	1,438	63.2	417	18.3	122	5.4	89	3.9	115	5.1
Mercer	377	12.8	1,330	45.2	306	10.4	193	6.6	577	19.6
Northumberland	948	39.5	498	20.8	165	6.9	84	3.5	485	20.2

Magisterial District Judge - 2019 Criminal Processed and Inactive

	Pre-Dispositional Warrant	%	Uncategorized	%	Post- Dispositional Other	%	Cases Processed
<b><u>2nd Class County</u></b>							
Allegheny	1,651	5.4	162	0.5	173	0.6	30,520
<b><u>2A Class Counties</u></b>							
Bucks	320	3.8	32	0.4	37	0.4	8,453
Delaware	624	6.1	237	2.3	247	2.4	10,243
Montgomery	473	4.3	138	1.3	37	0.3	10,930
<b><u>3rd Class Counties</u></b>							
Berks	363	5.0	50	0.7	14	0.2	7,254
Chester	473	6.7	70	1.0	28	0.4	7,044
Cumberland	186	3.9	31	0.6	105	2.2	4,816
Dauphin	412	4.4	223	2.4	39	0.4	9,373
Erie	185	3.4	92	1.7	15	0.3	5,432
Lackawanna	338	7.4	29	0.6	18	0.4	4,587
Lancaster	437	4.2	1,635	15.8	18	0.2	10,376
Lehigh	325	4.7	18	0.3	26	0.4	6,884
Luzerne	294	4.3	32	0.5	33	0.5	6,853
Northampton	182	3.6	33	0.7	7	0.1	5,038
Westmoreland	348	5.3	35	0.5	35	0.5	6,623
York	248	2.7	32	0.4	26	0.3	9,113
<b><u>4th Class Counties</u></b>							
Beaver	209	5.1	0	--	16	0.4	4,136
Butler	86	2.9	8	0.3	11	0.4	2,920
Cambria	88	3.2	42	1.5	21	0.8	2,720
Centre	44	2.3	0	--	2	0.1	1,927
Fayette	193	4.8	22	0.5	8	0.2	4,006
Franklin	83	3.4	1	<0.1	2	0.1	2,459
Monroe	226	5.4	6	0.1	18	0.4	4,219
Schuylkill	155	5.0	21	0.7	13	0.4	3,105
Washington	138	3.3	52	1.2	24	0.6	4,166
<b><u>5th Class Counties</u></b>							
Adams	28	1.7	4	0.2	0	--	1,671
Blair	110	3.6	27	0.9	3	0.1	3,082
Lawrence	75	4.5	9	0.5	5	0.3	1,664
Lebanon	51	2.2	2	0.1	6	0.3	2,275
Lycoming	72	3.2	15	0.7	7	0.3	2,275
Mercer	127	4.3	28	1.0	4	0.1	2,942
Northumberland	58	2.4	159	6.6	2	0.1	2,399

Magisterial District Judge - 2019 Criminal Processed and Inactive

	Waiver of Preliminary Hearing	%	Held for Court	%	Dismissed	%	Withdrawn	%	Guilty Plea	%
<b><u>6th Class Counties</u></b>										
Armstrong	917	65.1	156	11.1	154	10.9	104	7.4	1	0.1
Bedford	668	78.7	70	8.2	25	2.9	33	3.9	24	2.8
Bradford	722	62.3	62	5.3	109	9.4	40	3.5	158	13.6
Carbon	1,188	68.8	250	14.5	85	4.9	57	3.3	55	3.2
Clarion	516	69.7	71	9.6	93	12.6	40	5.4	1	0.1
Clearfield	899	62.5	176	12.2	70	4.9	22	1.5	231	16.1
Clinton	605	78.4	43	5.6	50	6.5	27	3.5	0	--
Columbia	881	51.3	230	13.4	125	7.3	100	5.8	325	18.9
Crawford	836	60.2	359	25.8	66	4.8	67	4.8	22	1.6
Elk	616	81.2	40	5.3	40	5.3	28	3.7	0	--
Greene	134	20.9	259	40.3	188	29.3	24	3.7	0	--
Huntingdon	690	85.6	71	8.8	10	1.2	21	2.6	0	--
Indiana	1,014	54.2	213	11.4	387	20.7	109	5.8	87	4.6
Jefferson	422	64.1	67	10.2	39	5.9	27	4.1	26	4.0
McKean	377	49.5	185	24.3	65	8.5	61	8.0	48	6.3
Mifflin	498	75.3	64	9.7	19	2.9	12	1.8	52	7.9
Perry	374	68.8	105	19.3	30	5.5	10	1.8	1	0.2
Pike	502	60.1	126	15.1	70	8.4	19	2.3	79	9.5
Somerset	877	63.2	189	13.6	173	12.5	68	4.9	0	--
Susquehanna	351	55.5	15	2.4	61	9.6	38	6.0	117	18.5
Tioga	428	71.7	56	9.4	36	6.0	28	4.7	31	5.2
Venango	674	58.5	196	17.0	44	3.8	81	7.0	124	10.8
Warren	387	56.8	23	3.4	63	9.3	34	5.0	130	19.1
Wayne	269	47.2	55	9.6	34	6.0	43	7.5	121	21.2
<b><u>7th Class Counties</u></b>										
Juniata	240	81.9	23	7.8	9	3.1	4	1.4	0	--
Snyder	445	68.0	94	14.4	33	5.0	29	4.4	29	4.4
Union	300	65.8	94	20.6	18	3.9	11	2.4	20	4.4
Wyoming	336	72.9	59	12.8	26	5.6	17	3.7	2	0.4
<b><u>8th Class Counties</u></b>										
Cameron	50	64.1	20	25.6	3	3.8	5	6.4	0	--
Forest	45	57.0	6	7.6	3	3.8	0	--	6	7.6
Fulton	212	81.9	19	7.3	4	1.5	14	5.4	0	--
Montour	119	50.6	35	14.9	19	8.1	2	0.9	42	17.9
Potter	301	76.8	45	11.5	14	3.6	15	3.8	1	0.3
Sullivan	71	69.6	9	8.8	6	5.9	4	3.9	0	--

Magisterial District Judge - 2019 Criminal Processed and Inactive

	Pre-Dispositional Warrant	%	Uncategorized	%	Post- Dispositional Other	%	Cases Processed
<b><u>6th Class Counties</u></b>							
Armstrong	53	3.8	23	1.6	1	0.1	1,409
Bedford	29	3.4	0	--	0	--	849
Bradford	60	5.2	3	0.3	5	0.4	1,159
Carbon	62	3.6	19	1.1	10	0.6	1,726
Clarion	17	2.3	2	0.3	0	--	740
Clearfield	36	2.5	3	0.2	2	0.1	1,439
Clinton	46	6.0	0	--	1	0.1	772
Columbia	39	2.3	5	0.3	12	0.7	1,717
Crawford	22	1.6	13	0.9	4	0.3	1,389
Elk	33	4.3	1	0.1	1	0.1	759
Greene	33	5.1	0	--	4	0.6	642
Huntingdon	12	1.5	2	0.2	0	--	806
Indiana	43	2.3	10	0.5	8	0.4	1,871
Jefferson	8	1.2	64	9.7	5	0.8	658
McKean	17	2.2	8	1.1	0	--	761
Mifflin	14	2.1	1	0.2	1	0.2	661
Perry	18	3.3	6	1.1	0	--	544
Pike	33	4.0	4	0.5	2	0.2	835
Somerset	25	1.8	50	3.6	6	0.4	1,388
Susquehanna	44	7.0	6	0.9	1	0.2	633
Tioga	12	2.0	3	0.5	3	0.5	597
Venango	30	2.6	0	--	4	0.3	1,153
Warren	36	5.3	5	0.7	3	0.4	681
Wayne	36	6.3	9	1.6	3	0.5	570
<b><u>7th Class Counties</u></b>							
Juniata	10	3.4	6	2.0	1	0.3	293
Snyder	21	3.2	3	0.5	0	--	654
Union	9	2.0	4	0.9	0	--	456
Wyoming	16	3.5	2	0.4	3	0.7	461
<b><u>8th Class Counties</u></b>							
Cameron	0	--	0	--	0	--	78
Forest	2	2.5	0	--	17	21.5	79
Fulton	7	2.7	2	0.8	1	0.4	259
Montour	8	3.4	10	4.3	0	--	235
Potter	9	2.3	2	0.5	5	1.3	392
Sullivan	12	11.8	0	--	0	--	102



Magisterial District Judge - 2019 Age of Pending Criminal

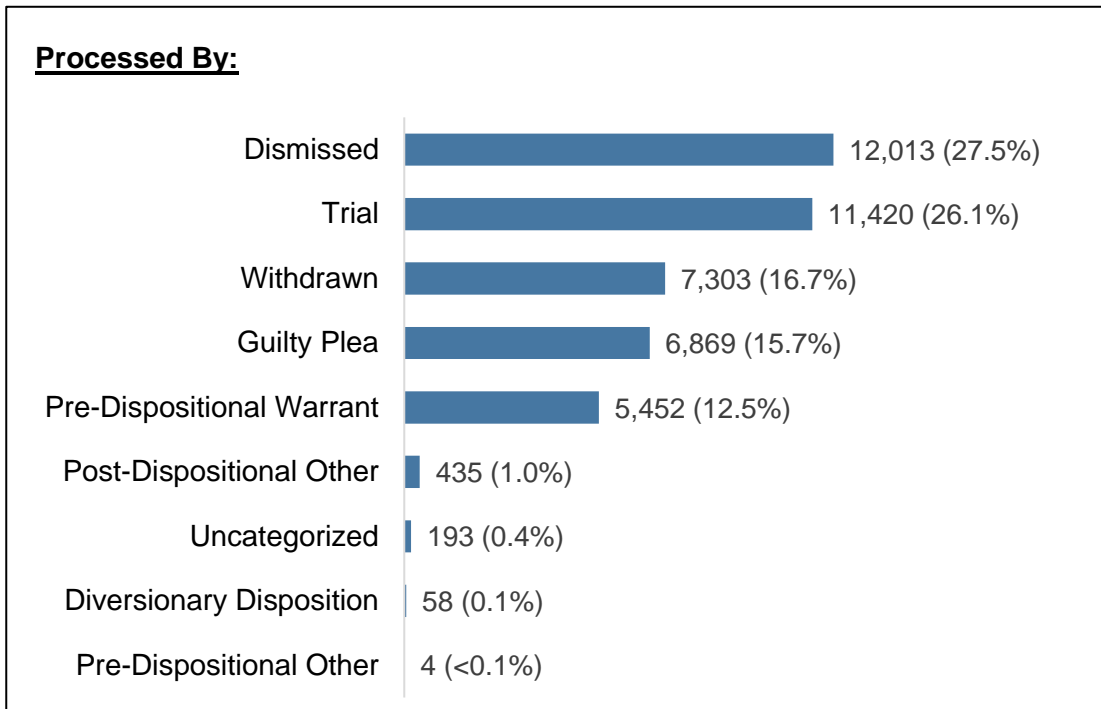
	0-60 Days	%	61-120 Days	%	121-180 Days	%	181-240 Days	%	241-300 Days	%	301-360 Days	%	Over 360 Days	%
<b><u>2nd Class County</u></b>														
Allegheny	3,243	45.9	1,387	19.6	531	7.5	285	4.0	120	1.7	60	0.8	1,446	20.4
<b><u>2A Class Counties</u></b>														
Bucks	1,092	61.5	441	24.8	131	7.4	54	3.0	21	1.2	16	0.9	22	1.2
Delaware	1,150	46.7	687	27.9	282	11.5	123	5.0	43	1.7	33	1.3	142	5.8
Montgomery	1,192	53.9	417	18.9	149	6.7	46	2.1	23	1.0	14	0.6	371	16.8
<b><u>3rd Class Counties</u></b>														
Berks	668	69.7	204	21.3	49	5.1	9	0.9	0	--	2	0.2	26	2.7
Chester	865	56.8	380	24.9	148	9.7	60	3.9	23	1.5	14	0.9	34	2.2
Cumberland	583	74.0	151	19.2	38	4.8	5	0.6	3	0.4	2	0.3	6	0.8
Dauphin	888	63.6	234	16.8	61	4.4	13	0.9	5	0.4	2	0.1	193	13.8
Erie	534	71.3	136	18.2	31	4.1	18	2.4	7	0.9	3	0.4	20	2.7
Lackawanna	404	54.7	131	17.7	37	5.0	13	1.8	6	0.8	3	0.4	145	19.6
Lancaster	629	80.1	101	12.9	22	2.8	10	1.3	5	0.6	0	--	18	2.3
Lehigh	645	66.2	232	23.8	57	5.9	15	1.5	10	1.0	4	0.4	11	1.1
Luzerne	746	60.8	207	16.9	62	5.1	27	2.2	8	0.7	4	0.3	173	14.1
Northampton	546	78.9	106	15.3	12	1.7	4	0.6	2	0.3	0	--	22	3.2
Westmoreland	682	62.1	259	23.6	73	6.6	19	1.7	15	1.4	3	0.3	47	4.3
York	949	80.2	127	10.7	37	3.1	15	1.3	2	0.2	2	0.2	52	4.4
<b><u>4th Class Counties</u></b>														
Beaver	397	53.9	150	20.4	53	7.2	26	3.5	5	0.7	13	1.8	92	12.5
Butler	281	79.4	58	16.4	5	1.4	1	0.3	1	0.3	2	0.6	6	1.7
Cambria	282	62.8	98	21.8	27	6.0	5	1.1	3	0.7	2	0.4	32	7.1
Centre	187	77.9	7	2.9	1	0.4	0	--	1	0.4	0	--	44	18.3
Fayette	371	66.7	143	25.7	29	5.2	7	1.3	3	0.5	1	0.2	2	0.4
Franklin	265	66.9	46	11.6	5	1.3	0	--	3	0.8	4	1.0	73	18.4
Monroe	554	63.9	208	24.0	60	6.9	19	2.2	5	0.6	3	0.3	18	2.1
Schuylkill	311	86.9	38	10.6	7	2.0	1	0.3	1	0.3	0	--	0	--
Washington	474	63.4	179	23.9	35	4.7	11	1.5	10	1.3	0	--	39	5.2
<b><u>5th Class Counties</u></b>														
Adams	169	78.2	42	19.4	2	0.9	2	0.9	0	--	0	--	1	0.5
Blair	312	79.2	25	6.3	6	1.5	2	0.5	3	0.8	5	1.3	41	10.4
Lawrence	124	74.3	27	16.2	11	6.6	1	0.6	0	--	1	0.6	3	1.8
Lebanon	237	86.5	15	5.5	3	1.1	0	--	0	--	0	--	19	6.9
Lycoming	215	82.4	27	10.3	4	1.5	2	0.8	1	0.4	0	--	12	4.6
Mercer	207	73.4	38	13.5	14	5.0	11	3.9	1	0.4	0	--	11	3.9
Northumberland	211	68.3	60	19.4	21	6.8	5	1.6	2	0.6	1	0.3	9	2.9

Magisterial District Judge - 2019 Age of Pending Criminal

	0-60		61-120		121-180		181-240		241-300		301-360		Over 360	
	Days	%	Days	%	Days	%	Days	%	Days	%	Days	%	Days	%
<b><u>6th Class Counties</u></b>														
Armstrong	176	70.1	36	14.3	9	3.6	0	--	2	0.8	0	--	28	11.2
Bedford	67	81.7	10	12.2	0	--	1	1.2	0	--	0	--	4	4.9
Bradford	85	66.9	22	17.3	7	5.5	1	0.8	0	--	1	0.8	11	8.7
Carbon	175	83.3	20	9.5	6	2.9	3	1.4	1	0.5	0	--	5	2.4
Clarion	87	77.7	24	21.4	1	0.9	0	--	0	--	0	--	0	--
Clearfield	140	87.0	14	8.7	0	--	1	0.6	0	--	0	--	6	3.7
Clinton	51	69.9	15	20.5	5	6.8	0	--	2	2.7	0	--	0	--
Columbia	151	88.8	15	8.8	2	1.2	1	0.6	1	0.6	0	--	0	--
Crawford	104	73.8	29	20.6	1	0.7	0	--	1	0.7	0	--	6	4.3
Elk	71	88.8	9	11.3	0	--	0	--	0	--	0	--	0	--
Greene	54	67.5	17	21.3	6	7.5	0	--	1	1.3	2	2.5	0	--
Huntingdon	68	86.1	6	7.6	2	2.5	1	1.3	0	--	0	--	2	2.5
Indiana	198	69.5	62	21.8	15	5.3	5	1.8	2	0.7	1	0.4	2	0.7
Jefferson	80	79.2	17	16.8	0	--	2	2.0	0	--	0	--	2	2.0
McKean	89	63.6	22	15.7	10	7.1	0	--	0	--	2	1.4	17	12.1
Mifflin	54	90.0	3	5.0	0	--	0	--	0	--	0	--	3	5.0
Perry	59	84.3	6	8.6	1	1.4	0	--	0	--	0	--	4	5.7
Pike	118	61.8	46	24.1	18	9.4	2	1.0	0	--	0	--	7	3.7
Somerset	167	83.1	31	15.4	2	1.0	0	--	0	--	0	--	1	0.5
Susquehanna	70	80.5	9	10.3	3	3.4	2	2.3	1	1.1	0	--	2	2.3
Tioga	69	69.7	19	19.2	3	3.0	3	3.0	0	--	0	--	5	5.1
Venango	100	87.0	4	3.5	5	4.3	1	0.9	0	--	0	--	5	4.3
Warren	99	76.7	18	14.0	2	1.6	2	1.6	0	--	1	0.8	7	5.4
Wayne	42	68.9	10	16.4	2	3.3	0	--	0	--	0	--	7	11.5
<b><u>7th Class Counties</u></b>														
Juniata	36	55.4	7	10.8	1	1.5	2	3.1	0	--	0	--	19	29.2
Snyder	66	65.3	22	21.8	1	1.0	0	--	0	--	1	1.0	11	10.9
Union	55	74.3	14	18.9	0	--	0	--	0	--	0	--	5	6.8
Wyoming	42	89.4	3	6.4	1	2.1	0	--	0	--	0	--	1	2.1
<b><u>8th Class Counties</u></b>														
Cameron	16	59.3	8	29.6	0	--	1	3.7	0	--	0	--	2	7.4
Forest	5	29.4	5	29.4	1	5.9	0	--	0	--	0	--	6	35.3
Fulton	34	70.8	8	16.7	4	8.3	0	--	0	--	0	--	2	4.2
Montour	14	58.3	3	12.5	0	--	0	--	0	--	1	4.2	6	25.0
Potter	25	83.3	2	6.7	0	--	1	3.3	0	--	0	--	2	6.7
Sullivan	7	63.6	3	27.3	0	--	0	--	0	--	0	--	1	9.1

## 2019 Magisterial District Judge State Totals Private Summary Complaints

Cases Pending 1/1/19		Age of Pending Cases			
New Cases Filed	37,292	<b>0-60 Days</b>	3,913	34.3%	
Active Warrant Status Change	4,840	<b>61-120 Days</b>	1,626	14.3%	
Closed Case Status Change	8	<b>121-180 Days</b>	538	4.7%	
		<b>181-240 Days</b>	474	4.2%	
<b>Cases Available for Processing</b>	<b>55,147</b>	<b>241-300 Days</b>	454	4.0%	
		<b>301-360 Days</b>	368	3.2%	
<b>Cases Processed and Inactive</b>	<b>43,747</b>	<b>Over 360 Days</b>	4,027	35.3%	
<b>Cases Pending 12/31/19</b>	<b>11,400</b>	<b>Total</b>	<b>11,400</b>		



\* Trial Guilty                    8,994        (78.8%)  
 Trial Not Guilty                2,426        (21.2%)

For the most recent data, visit the AOPC website at <http://www.pacourts.us/news-and-statistics/research-and-statistics/dashboard-table-of-contents/magisterial-district-courts-statewide-dashboard>

Magisterial District Judge - 2019 Private Summary Complaints Available for Processing

	Cases Pending 1/1/19	New Cases Filed	Active Warrant Status Change	Closed Case Status Change	Cases Available for Processing	Cases Processed	Cases Pending 12/31/19
<b><u>2nd Class County</u></b>							
Allegheny	5,065	13,235	837	0	19,137	14,604	4,533
<b><u>2A Class Counties</u></b>							
Bucks	0	43	3	0	46	35	11
Delaware	296	839	52	0	1,187	1,053	134
Montgomery	90	318	72	0	480	405	75
<b><u>3rd Class Counties</u></b>							
Berks	93	532	161	0	786	713	73
Chester	26	47	6	0	79	59	20
Cumberland	108	679	142	0	929	822	107
Dauphin	192	746	273	0	1,211	1,021	190
Erie	337	782	202	2	1,323	1,113	210
Lackawanna	390	1,002	114	0	1,506	1,044	462
Lancaster	66	440	96	0	602	537	65
Lehigh	21	217	392	0	630	601	29
Luzerne	1,432	1,148	213	0	2,793	1,421	1,372
Northampton	58	404	30	0	492	439	53
Westmoreland	893	1,962	321	0	3,176	2,406	770
York	362	2,295	525	0	3,182	2,697	485
<b><u>4th Class Counties</u></b>							
Beaver	234	529	18	0	781	556	225
Butler	66	178	23	0	267	217	50
Cambria	163	454	132	0	749	652	97
Centre	63	164	4	0	231	178	53
Fayette	515	2,729	133	0	3,377	2,816	561
Franklin	281	439	93	1	814	700	114
Monroe	84	446	43	0	573	437	136
Schuylkill	2	19	7	0	28	22	6
Washington	68	174	27	0	269	226	43
<b><u>5th Class Counties</u></b>							
Adams	288	1,557	75	0	1,920	1,695	225
Blair	88	397	125	0	610	502	108
Lawrence	28	80	8	0	116	106	10
Lebanon	9	107	5	0	121	118	3
Lycoming	73	215	22	0	310	264	46
Mercer	196	1,042	59	0	1,297	1,167	130
Northumberland	477	503	63	0	1,043	839	204

Magisterial District Judge - 2019 Private Summary Complaints Available for Processing

	Cases Pending 1/1/19	New Cases Filed	Active Warrant Status Change	Closed Case Status Change	Cases Available for Processing	Cases Processed	Cases Pending 12/31/19
<b><u>6th Class Counties</u></b>							
Armstrong	11	134	24	0	169	149	20
Bedford	34	116	5	5	160	129	31
Bradford	31	314	5	0	350	312	38
Carbon	25	167	2	0	194	157	37
Clarion	25	248	7	0	280	266	14
Clearfield	87	94	8	0	189	165	24
Clinton	0	46	0	0	46	42	4
Columbia	10	143	48	0	201	184	17
Crawford	57	108	43	0	208	154	54
Elk	10	87	10	0	107	102	5
Greene	217	313	144	0	674	589	85
Huntingdon	4	47	3	0	54	49	5
Indiana	50	158	25	0	233	202	31
Jefferson	9	235	16	0	260	246	14
McKean	44	172	10	0	226	195	31
Mifflin	6	95	7	0	108	99	9
Perry	102	62	124	0	288	251	37
Pike	15	72	3	0	90	81	9
Somerset	7	132	8	0	147	130	17
Susquehanna	5	19	4	0	28	19	9
Tioga	18	83	2	0	103	85	18
Venango	36	183	21	0	240	207	33
Warren	17	220	0	0	237	118	119
Wayne	30	71	14	0	115	73	42
<b><u>7th Class Counties</u></b>							
Juniata	16	19	4	0	39	28	11
Snyder	19	115	14	0	148	125	23
Union	1	35	3	0	39	31	8
Wyoming	6	12	2	0	20	13	7
<b><u>8th Class Counties</u></b>							
Cameron	0	3	0	0	3	3	0
Forest	12	10	0	0	22	6	16
Fulton	8	13	0	0	21	12	9
Montour	31	24	8	0	63	43	20
Potter	0	20	0	0	20	17	3
Sullivan	0	0	0	0	0	0	0

Magisterial District Judge - 2019 Private Summary Complaints Processed and Inactive

	Dismissed	%	Withdrawn	%	Guilty Plea	%	Trial Guilty	%	Pre-Dispositional Warrant	%	Trial Not Guilty	%
<b><u>2nd Class County</u></b>												
Allegheny	5,029	34.4	3,561	24.4	387	2.6	2,632	18.0	1,858	12.7	869	6.0
<b><u>2A Class Counties</u></b>												
Bucks	9	25.7	12	34.3	0	--	10	28.6	2	5.7	0	--
Delaware	452	42.9	144	13.7	10	0.9	323	30.7	47	4.5	39	3.7
Montgomery	115	28.4	39	9.6	12	3.0	144	35.6	60	14.8	34	8.4
<b><u>3rd Class Counties</u></b>												
Berks	152	21.3	39	5.5	113	15.8	157	22.0	132	18.5	115	16.1
Chester	23	39.0	5	8.5	6	10.2	15	25.4	4	6.8	4	6.8
Cumberland	148	18.0	44	5.4	180	21.9	245	29.8	143	17.4	29	3.5
Dauphin	255	25.0	226	22.1	82	8.0	333	32.6	66	6.5	39	3.8
Erie	451	40.5	30	2.7	254	22.8	211	19.0	131	11.8	31	2.8
Lackawanna	166	15.9	147	14.1	385	36.9	169	16.2	102	9.8	56	5.4
Lancaster	186	34.6	29	5.4	157	29.2	106	19.7	32	6.0	12	2.2
Lehigh	403	67.1	20	3.3	83	13.8	39	6.5	34	5.7	19	3.2
Luzerne	401	28.2	126	8.9	220	15.5	328	23.1	82	5.8	215	15.1
Northampton	114	26.0	88	20.0	67	15.3	97	22.1	29	6.6	37	8.4
Westmoreland	691	28.7	306	12.7	392	16.3	484	20.1	238	9.9	241	10.0
York	255	9.5	156	5.8	795	29.5	778	28.8	562	20.8	139	5.2
<b><u>4th Class Counties</u></b>												
Beaver	198	35.6	37	6.7	83	14.9	198	35.6	22	4.0	13	2.3
Butler	41	18.9	63	29.0	48	22.1	45	20.7	12	5.5	4	1.8
Cambria	202	31.0	117	17.9	157	24.1	131	20.1	30	4.6	10	1.5
Centre	63	35.4	10	5.6	36	20.2	52	29.2	3	1.7	14	7.9
Fayette	611	21.7	414	14.7	406	14.4	526	18.7	796	28.3	40	1.4
Franklin	102	14.6	282	40.3	148	21.1	112	16.0	28	4.0	27	3.9
Monroe	40	9.2	128	29.3	45	10.3	135	30.9	78	17.8	11	2.5
Schuylkill	8	36.4	1	4.5	7	31.8	3	13.6	3	13.6	0	--
Washington	30	13.3	66	29.2	49	21.7	28	12.4	28	12.4	17	7.5
<b><u>5th Class Counties</u></b>												
Adams	355	20.9	161	9.5	777	45.8	277	16.3	100	5.9	21	1.2
Blair	263	52.4	51	10.2	63	12.5	50	10.0	67	13.3	3	0.6
Lawrence	10	9.4	7	6.6	17	16.0	39	36.8	3	2.8	28	26.4
Lebanon	3	2.5	21	17.8	40	33.9	26	22.0	26	22.0	2	1.7
Lycoming	65	24.6	66	25.0	59	22.3	42	15.9	12	4.5	14	5.3
Mercer	220	18.9	367	31.4	205	17.6	192	16.5	111	9.5	64	5.5
Northumberland	132	15.7	88	10.5	204	24.3	183	21.8	190	22.6	40	4.8

Magisterial District Judge - 2019 Private Summary Complaints Processed and Inactive

	Post-Dispositional Other	% Uncategorized		Diversions Disposition	%	Pre-Dispositional Other	%	Cases Processed	
<b><u>2nd Class County</u></b>									
Allegheny	262	1.8	4	<0.1	1	<0.1	1	<0.1	14,604
<b><u>2A Class Counties</u></b>									
Bucks	0	--	2	5.7	0	--	0	--	35
Delaware	2	0.2	36	3.4	0	--	0	--	1,053
Montgomery	1	0.2	0	--	0	--	0	--	405
<b><u>3rd Class Counties</u></b>									
Berks	2	0.3	0	--	3	0.4	0	--	713
Chester	1	1.7	1	1.7	0	--	0	--	59
Cumberland	3	0.4	30	3.6	0	--	0	--	822
Dauphin	20	2.0	0	--	0	--	0	--	1,021
Erie	2	0.2	3	0.3	0	--	0	--	1,113
Lackawanna	9	0.9	9	0.9	0	--	1	0.1	1,044
Lancaster	0	--	15	2.8	0	--	0	--	537
Lehigh	2	0.3	1	0.2	0	--	0	--	601
Luzerne	34	2.4	15	1.1	0	--	0	--	1,421
Northampton	0	--	6	1.4	1	0.2	0	--	439
Westmoreland	23	1.0	14	0.6	17	0.7	0	--	2,406
York	8	0.3	1	<0.1	1	<0.1	2	0.1	2,697
<b><u>4th Class Counties</u></b>									
Beaver	3	0.5	2	0.4	0	--	0	--	556
Butler	3	1.4	1	0.5	0	--	0	--	217
Cambria	3	0.5	2	0.3	0	--	0	--	652
Centre	0	--	0	--	0	--	0	--	178
Fayette	18	0.6	5	0.2	0	--	0	--	2,816
Franklin	1	0.1	0	--	0	--	0	--	700
Monroe	0	--	0	--	0	--	0	--	437
Schuylkill	0	--	0	--	0	--	0	--	22
Washington	1	0.4	7	3.1	0	--	0	--	226
<b><u>5th Class Counties</u></b>									
Adams	4	0.2	0	--	0	--	0	--	1,695
Blair	4	0.8	1	0.2	0	--	0	--	502
Lawrence	0	--	2	1.9	0	--	0	--	106
Lebanon	0	--	0	--	0	--	0	--	118
Lycoming	3	1.1	3	1.1	0	--	0	--	264
Mercer	3	0.3	5	0.4	0	--	0	--	1,167
Northumberland	1	0.1	1	0.1	0	--	0	--	839

Magisterial District Judge - 2019 Private Summary Complaints Processed and Inactive

	Dismissed	%	Withdrawn	%	Guilty Plea	%	Trial Guilty	%	Pre-Dispositional Warrant	%	Trial Not Guilty	%
<b><u>6th Class Counties</u></b>												
Armstrong	31	20.8	13	8.7	56	37.6	25	16.8	15	10.1	6	4.0
Bedford	4	3.1	18	14.0	51	39.5	17	13.2	9	7.0	17	13.2
Bradford	54	17.3	12	3.8	99	31.7	123	39.4	20	6.4	4	1.3
Carbon	44	28.0	21	13.4	11	7.0	57	36.3	4	2.5	18	11.5
Clarion	48	18.0	9	3.4	137	51.5	55	20.7	7	2.6	10	3.8
Clearfield	24	14.5	85	51.5	44	26.7	5	3.0	6	3.6	1	0.6
Clinton	2	4.8	9	21.4	12	28.6	6	14.3	3	7.1	10	23.8
Columbia	12	6.5	15	8.2	74	40.2	16	8.7	39	21.2	28	15.2
Crawford	8	5.2	22	14.3	53	34.4	20	13.0	46	29.9	4	2.6
Elk	0	--	8	7.8	41	40.2	21	20.6	20	19.6	12	11.8
Greene	217	36.8	12	2.0	108	18.3	170	28.9	49	8.3	24	4.1
Huntingdon	4	8.2	2	4.1	34	69.4	7	14.3	1	2.0	0	--
Indiana	26	12.9	14	6.9	82	40.6	35	17.3	24	11.9	18	8.9
Jefferson	21	8.5	14	5.7	147	59.8	37	15.0	7	2.8	20	8.1
McKean	51	26.2	10	5.1	74	37.9	34	17.4	13	6.7	13	6.7
Mifflin	8	8.1	8	8.1	63	63.6	5	5.1	12	12.1	2	2.0
Perry	26	10.4	28	11.2	85	33.9	17	6.8	88	35.1	4	1.6
Pike	53	65.4	16	19.8	3	3.7	8	9.9	0	--	1	1.2
Somerset	4	3.1	13	10.0	37	28.5	46	35.4	1	0.8	23	17.7
Susquehanna	5	26.3	2	10.5	10	52.6	1	5.3	0	--	1	5.3
Tioga	37	43.5	9	10.6	10	11.8	22	25.9	0	--	7	8.2
Venango	92	44.4	6	2.9	31	15.0	57	27.5	17	8.2	1	0.5
Warren	3	2.5	49	41.5	10	8.5	20	16.9	2	1.7	5	4.2
Wayne	18	24.7	13	17.8	9	12.3	17	23.3	13	17.8	1	1.4
<b><u>7th Class Counties</u></b>												
Juniata	1	3.6	2	7.1	21	75.0	2	7.1	0	--	1	3.6
Snyder	9	7.2	21	16.8	42	33.6	41	32.8	6	4.8	1	0.8
Union	8	25.8	3	9.7	10	32.3	5	16.1	5	16.1	0	--
Wyoming	1	7.7	1	7.7	5	38.5	2	15.4	4	30.8	0	--
<b><u>8th Class Counties</u></b>												
Cameron	0	--	0	--	2	66.7	0	--	1	33.3	0	--
Forest	0	--	0	--	0	--	3	50.0	1	16.7	0	--
Fulton	4	33.3	0	--	3	25.0	5	41.7	0	--	0	--
Montour	2	4.7	17	39.5	10	23.3	3	7.0	8	18.6	3	7.0
Potter	3	17.6	0	--	8	47.1	2	11.8	0	--	4	23.5
Sullivan	0	--	0	--	0	--	0	--	0	--	0	--



Magisterial District Judge - 2019 Private Summary Complaints Processed and Inactive

	Post-Dispositional Other	% Uncategorized		Diversions Disposition	%	Pre-Dispositional Other	%	Cases Processed
<b><u>6th Class Counties</u></b>								
Armstrong	0	--	3	2.0	0	--	0	149
Bedford	13	10.1	0	--	0	--	0	129
Bradford	0	--	0	--	0	--	0	312
Carbon	0	--	2	1.3	0	--	0	157
Clarion	0	--	0	--	0	--	0	266
Clearfield	0	--	0	--	0	--	0	165
Clinton	0	--	0	--	0	--	0	42
Columbia	0	--	0	--	0	--	0	184
Crawford	1	0.6	0	--	0	--	0	154
Elk	0	--	0	--	0	--	0	102
Greene	1	0.2	4	0.7	4	0.7	0	589
Huntingdon	0	--	1	2.0	0	--	0	49
Indiana	1	0.5	1	0.5	1	0.5	0	202
Jefferson	0	--	0	--	0	--	0	246
McKean	0	--	0	--	0	--	0	195
Mifflin	1	1.0	0	--	0	--	0	99
Perry	3	1.2	0	--	0	--	0	251
Pike	0	--	0	--	0	--	0	81
Somerset	0	--	6	4.6	0	--	0	130
Susquehanna	0	--	0	--	0	--	0	19
Tioga	0	--	0	--	0	--	0	85
Venango	1	0.5	2	1.0	0	--	0	207
Warren	0	--	1	0.8	28	23.7	0	118
Wayne	0	--	2	2.7	0	--	0	73
<b><u>7th Class Counties</u></b>								
Juniata	1	3.6	0	--	0	--	0	28
Snyder	0	--	5	4.0	0	--	0	125
Union	0	--	0	--	0	--	0	31
Wyoming	0	--	0	--	0	--	0	13
<b><u>8th Class Counties</u></b>								
Cameron	0	--	0	--	0	--	0	3
Forest	0	--	0	--	2	33.3	0	6
Fulton	0	--	0	--	0	--	0	12
Montour	0	--	0	--	0	--	0	43
Potter	0	--	0	--	0	--	0	17
Sullivan	0	--	0	--	0	--	0	0

Magisterial District Judge - 2019 Age of Pending Private Summary Complaints

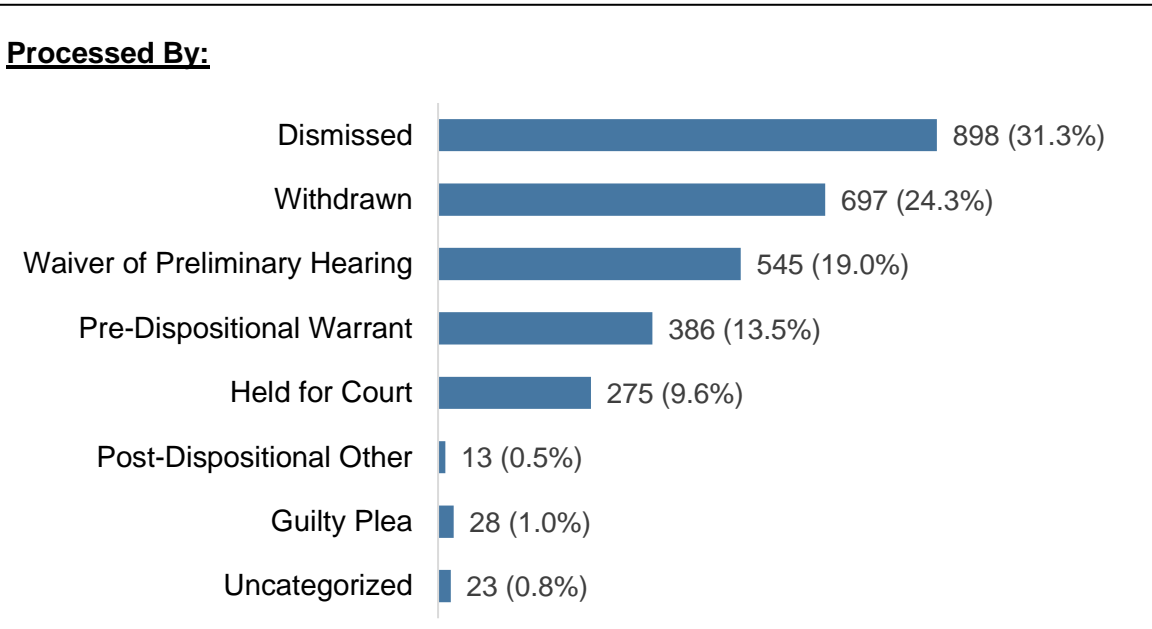
	0-60 Days	%	61-120 Days	%	121-180 Days	%	181-240 Days	%	241-300 Days	%	301-360 Days	%	Over 360 Days	%
<b><u>2nd Class County</u></b>														
Allegheny	1,861	41.1	705	15.6	244	5.4	160	3.5	137	3.0	109	2.4	1,317	29.1
<b><u>2A Class Counties</u></b>														
Bucks	6	54.5	2	18.2	2	18.2	1	9.1	0	--	0	--	0	--
Delaware	38	28.4	16	11.9	8	6.0	20	14.9	13	9.7	6	4.5	33	24.6
Montgomery	33	44.0	9	12.0	0	--	1	1.3	17	22.7	2	2.7	13	17.3
<b><u>3rd Class Counties</u></b>														
Berks	40	54.8	18	24.7	2	2.7	11	15.1	2	2.7	0	--	0	--
Chester	12	60.0	1	5.0	2	10.0	3	15.0	0	--	0	--	2	10.0
Cumberland	73	68.2	17	15.9	0	--	2	1.9	1	0.9	3	2.8	11	10.3
Dauphin	94	49.5	14	7.4	2	1.1	13	6.8	33	17.4	18	9.5	16	8.4
Erie	43	20.5	31	14.8	16	7.6	15	7.1	7	3.3	5	2.4	93	44.3
Lackawanna	45	9.7	13	2.8	15	3.2	4	0.9	55	11.9	105	22.7	225	48.7
Lancaster	38	58.5	8	12.3	1	1.5	2	3.1	4	6.2	0	--	12	18.5
Lehigh	16	55.2	6	20.7	1	3.4	1	3.4	0	--	1	3.4	4	13.8
Luzerne	85	6.2	43	3.1	12	0.9	15	1.1	2	0.1	29	2.1	1,186	86.4
Northampton	27	50.9	8	15.1	1	1.9	8	15.1	2	3.8	1	1.9	6	11.3
Westmoreland	194	25.2	99	12.9	42	5.5	9	1.2	22	2.9	11	1.4	393	51.0
York	236	48.7	122	25.2	24	4.9	18	3.7	20	4.1	9	1.9	56	11.5
<b><u>4th Class Counties</u></b>														
Beaver	67	29.8	28	12.4	2	0.9	10	4.4	7	3.1	6	2.7	105	46.7
Butler	26	52.0	11	22.0	3	6.0	3	6.0	2	4.0	0	--	5	10.0
Cambria	49	50.5	37	38.1	2	2.1	0	--	0	--	0	--	9	9.3
Centre	15	28.3	11	20.8	0	--	6	11.3	6	11.3	4	7.5	11	20.8
Fayette	273	48.7	130	23.2	42	7.5	20	3.6	26	4.6	9	1.6	61	10.9
Franklin	37	32.5	23	20.2	0	--	4	3.5	1	0.9	2	1.8	47	41.2
Monroe	45	33.1	17	12.5	6	4.4	6	4.4	16	11.8	3	2.2	43	31.6
Schuylkill	4	66.7	2	33.3	0	--	0	--	0	--	0	--	0	--
Washington	15	34.9	7	16.3	4	9.3	0	--	1	2.3	0	--	16	37.2
<b><u>5th Class Counties</u></b>														
Adams	55	24.4	112	49.8	11	4.9	24	10.7	19	8.4	1	0.4	3	1.3
Blair	22	20.4	17	15.7	6	5.6	30	27.8	3	2.8	2	1.9	28	25.9
Lawrence	6	60.0	1	10.0	0	--	0	--	1	10.0	0	--	2	20.0
Lebanon	1	33.3	0	--	0	--	1	33.3	0	--	1	33.3	0	--
Lycoming	19	41.3	5	10.9	3	6.5	8	17.4	1	2.2	4	8.7	6	13.0
Mercer	82	63.1	24	18.5	4	3.1	7	5.4	1	0.8	3	2.3	9	6.9
Northumberland	47	23.0	4	2.0	0	--	10	4.9	23	11.3	6	2.9	114	55.9

Magisterial District Judge - 2019 Age of Pending Private Summary Complaints

	0-60 Days	%	61-120 Days	%	121-180 Days	%	181-240 Days	%	241-300 Days	%	301-360 Days	%	Over 360 Days	%
<b><u>6th Class Counties</u></b>														
Armstrong	7	35.0	8	40.0	1	5.0	0	--	3	15.0	0	--	1	5.0
Bedford	15	48.4	5	16.1	1	3.2	0	--	1	3.2	0	--	9	29.0
Bradford	13	34.2	8	21.1	2	5.3	1	2.6	5	13.2	3	7.9	6	15.8
Carbon	29	78.4	2	5.4	2	5.4	0	--	3	8.1	1	2.7	0	--
Clarion	8	57.1	5	35.7	0	--	0	--	0	--	1	7.1	0	--
Clearfield	10	41.7	7	29.2	1	4.2	2	8.3	0	--	2	8.3	2	8.3
Clinton	4	100.0	0	--	0	--	0	--	0	--	0	--	0	--
Columbia	12	70.6	2	11.8	0	--	1	5.9	1	5.9	0	--	1	5.9
Crawford	2	3.7	2	3.7	2	3.7	0	--	0	--	1	1.9	47	87.0
Elk	4	80.0	1	20.0	0	--	0	--	0	--	0	--	0	--
Greene	20	23.5	13	15.3	0	--	2	2.4	13	15.3	11	12.9	26	30.6
Huntingdon	5	100.0	0	--	0	--	0	--	0	--	0	--	0	--
Indiana	22	71.0	3	9.7	1	3.2	0	--	0	--	0	--	5	16.1
Jefferson	10	71.4	0	--	0	--	4	28.6	0	--	0	--	0	--
McKean	20	64.5	2	6.5	0	--	0	--	0	--	1	3.2	8	25.8
Mifflin	7	77.8	1	11.1	0	--	0	--	0	--	0	--	1	11.1
Perry	2	5.4	1	2.7	0	--	2	5.4	0	--	2	5.4	30	81.1
Pike	2	22.2	2	22.2	0	--	3	33.3	0	--	1	11.1	1	11.1
Somerset	16	94.1	0	--	0	--	0	--	0	--	0	--	1	5.9
Susquehanna	3	33.3	2	22.2	1	11.1	0	--	0	--	0	--	3	33.3
Tioga	12	66.7	2	11.1	0	--	2	11.1	0	--	2	11.1	0	--
Venango	20	60.6	5	15.2	0	--	5	15.2	1	3.0	1	3.0	1	3.0
Warren	12	10.1	6	5.0	65	54.6	31	26.1	2	1.7	1	0.8	2	1.7
Wayne	16	38.1	1	2.4	5	11.9	0	--	0	--	0	--	20	47.6
<b><u>7th Class Counties</u></b>														
Juniata	2	18.2	0	--	0	--	0	--	0	--	0	--	9	81.8
Snyder	15	65.2	0	--	1	4.3	4	17.4	3	13.0	0	--	0	--
Union	6	75.0	1	12.5	0	--	0	--	0	--	0	--	1	12.5
Wyoming	7	100.0	0	--	0	--	0	--	0	--	0	--	0	--
<b><u>8th Class Counties</u></b>														
Cameron	0	--	0	--	0	--	0	--	0	--	0	--	0	--
Forest	0	--	4	25.0	0	--	3	18.8	0	--	0	--	9	56.3
Fulton	0	--	0	--	0	--	1	11.1	0	--	1	11.1	7	77.8
Montour	5	25.0	2	10.0	1	5.0	1	5.0	0	--	0	--	11	55.0
Potter	3	100.0	0	--	0	--	0	--	0	--	0	--	0	--
Sullivan	0	--	0	--	0	--	0	--	0	--	0	--	0	--

## 2019 Magisterial District Judge State Totals Private Criminal Complaints

Cases Pending 1/1/19	1,208	Age of Pending Cases		
New Cases Filed	2,127	<b>0-60 Days</b>	190	19.6%
Active Warrant Status Change	501	<b>61-120 Days</b>	106	10.9%
Closed Case Status Change	0	<b>121-180 Days</b>	47	4.8%
		<b>181-240 Days</b>	14	1.4%
<b>Cases Available for Processing</b>	<b>3,836</b>	<b>241-300 Days</b>	7	0.7%
		<b>301-360 Days</b>	6	0.6%
<b>Cases Processed and Inactive</b>	<b>2,865</b>	<b>Over 360 Days</b>	601	61.9%
<b>Cases Pending 12/31/19</b>	<b>971</b>	<b>Total</b>	<b>971</b>	



For the most recent data, visit the AOPC website at <http://www.pacourts.us/news-and-statistics/research-and-statistics/dashboard-table-of-contents/magisterial-district-courts-statewide-dashboard>

Magisterial District Judge - 2019 Private Criminal Complaints Available for Processing

	Cases Pending 1/1/19	New Cases Filed	Active Warrant Status Change	Closed Case Status Change	Cases Available for Processing	Cases Processed	Cases Pending 12/31/19
<b><u>2nd Class County</u></b>							
Allegheny	405	512	44	0	961	665	296
<b><u>2A Class Counties</u></b>							
Bucks	3	6	2	0	11	5	6
Delaware	28	42	8	0	78	45	33
Montgomery	16	0	3	0	19	6	13
<b><u>3rd Class Counties</u></b>							
Berks	1	3	2	0	6	6	0
Chester	11	16	3	0	30	23	7
Cumberland	11	12	4	0	27	16	11
Dauphin	26	60	10	0	96	77	19
Erie	34	199	20	0	253	214	39
Lackawanna	163	72	90	0	325	184	141
Lancaster	25	95	18	0	138	113	25
Lehigh	9	21	19	0	49	35	14
Luzerne	114	118	10	0	242	157	85
Northampton	9	61	12	0	82	73	9
Westmoreland	119	422	67	0	608	517	91
York	0	2	0	0	2	2	0
<b><u>4th Class Counties</u></b>							
Beaver	13	3	3	0	19	4	15
Butler	5	10	0	0	15	15	0
Cambria	14	19	4	0	37	26	11
Centre	1	0	1	0	2	1	1
Fayette	13	20	4	0	37	32	5
Franklin	17	42	1	0	60	46	14
Monroe	4	0	4	0	8	5	3
Schuylkill	0	0	13	0	13	13	0
Washington	24	52	2	0	78	62	16
<b><u>5th Class Counties</u></b>							
Adams	5	22	1	0	28	25	3
Blair	37	82	127	0	246	225	21
Lawrence	0	0	0	0	0	0	0
Lebanon	0	0	0	0	0	0	0
Lycoming	5	7	2	0	14	7	7
Mercer	2	1	0	0	3	2	1
Northumberland	0	2	0	0	2	2	0

Magisterial District Judge - 2019 Private Criminal Complaints Available for Processing

	Cases Pending 1/1/19	New Cases Filed	Active Warrant Status Change	Closed Case Status Change	Cases Available for Processing	Cases Processed	Cases Pending 12/31/19
<b><u>6th Class Counties</u></b>							
Armstrong	2	0	0	0	2	1	1
Bedford	1	1	2	0	4	2	2
Bradford	9	6	0	0	15	5	10
Carbon	0	1	0	0	1	1	0
Clarion	7	27	1	0	35	32	3
Clearfield	9	7	3	0	19	11	8
Clinton	0	1	0	0	1	1	0
Columbia	3	9	0	0	12	12	0
Crawford	1	5	2	0	8	6	2
Elk	0	2	0	0	2	2	0
Greene	0	18	4	0	22	18	4
Huntingdon	1	7	0	0	8	8	0
Indiana	4	2	0	0	6	4	2
Jefferson	15	36	1	0	52	42	10
McKean	9	14	7	0	30	20	10
Mifflin	4	34	0	0	38	36	2
Perry	1	0	0	0	1	0	1
Pike	0	0	0	0	0	0	0
Somerset	3	26	0	0	29	22	7
Susquehanna	0	1	0	0	1	1	0
Tioga	3	0	0	0	3	0	3
Venango	0	0	0	0	0	0	0
Warren	2	1	0	0	3	0	3
Wayne	15	12	1	0	28	16	12
<b><u>7th Class Counties</u></b>							
Juniata	1	6	0	0	7	6	1
Snyder	0	2	0	0	2	2	0
Union	0	0	2	0	2	2	0
Wyoming	2	1	1	0	4	4	0
<b><u>8th Class Counties</u></b>							
Cameron	0	0	0	0	0	0	0
Forest	0	0	0	0	0	0	0
Fulton	0	1	0	0	1	0	1
Montour	2	6	3	0	11	8	3
Potter	0	0	0	0	0	0	0
Sullivan	0	0	0	0	0	0	0

Magisterial District Judge - 2019 Private Criminal Complaints Processed and Inactive

	Dismissed	%	Waiver of Preliminary Hearing	%	Withdrawn	%	Held for Court	%	Pre-Dispositional Warrant	%
<b><u>2nd Class County</u></b>										
Allegheny	344	51.7	42	6.3	156	23.5	60	9.0	58	8.7
<b><u>2A Class Counties</u></b>										
Bucks	0	--	3	60.0	0	--	2	40.0	0	--
Delaware	16	35.6	2	4.4	4	8.9	5	11.1	6	13.3
Montgomery	1	16.7	0	--	2	33.3	2	33.3	1	16.7
<b><u>3rd Class Counties</u></b>										
Berks	2	33.3	1	16.7	2	33.3	0	--	1	16.7
Chester	10	43.5	0	--	11	47.8	0	--	2	8.7
Cumberland	4	25.0	3	18.8	1	6.3	4	25.0	1	6.3
Dauphin	27	35.1	7	9.1	18	23.4	21	27.3	3	3.9
Erie	83	38.8	23	10.7	29	13.6	29	13.6	37	17.3
Lackawanna	53	28.8	9	4.9	25	13.6	0	--	96	52.2
Lancaster	21	18.6	14	12.4	21	18.6	12	10.6	42	37.2
Lehigh	24	68.6	1	2.9	5	14.3	2	5.7	3	8.6
Luzerne	78	49.7	16	10.2	18	11.5	24	15.3	20	12.7
Northampton	12	16.4	26	35.6	11	15.1	15	20.5	8	11.0
Westmoreland	59	11.4	281	54.4	95	18.4	1	0.2	79	15.3
York	0	--	1	50.0	1	50.0	0	--	0	--
<b><u>4th Class Counties</u></b>										
Beaver	1	25.0	0	--	2	50.0	0	--	0	--
Butler	11	73.3	2	13.3	0	--	1	6.7	1	6.7
Cambria	12	46.2	2	7.7	4	15.4	6	23.1	1	3.8
Centre	0	--	0	--	1	100.0	0	--	0	--
Fayette	8	25.0	4	12.5	7	21.9	12	37.5	1	3.1
Franklin	20	43.5	14	30.4	5	10.9	3	6.5	3	6.5
Monroe	1	20.0	0	--	4	80.0	0	--	0	--
Schuylkill	12	92.3	1	7.7	0	--	0	--	0	--
Washington	9	14.5	11	17.7	28	45.2	13	21.0	1	1.6
<b><u>5th Class Counties</u></b>										
Adams	2	8.0	11	44.0	7	28.0	5	20.0	0	--
Blair	14	6.2	16	7.1	163	72.4	18	8.0	12	5.3
Lawrence	0	--	0	--	0	--	0	--	0	--
Lebanon	0	--	0	--	0	--	0	--	0	--
Lycoming	2	28.6	0	--	3	42.9	2	28.6	0	--
Mercer	1	50.0	0	--	0	--	0	--	1	50.0
Northumberland	0	--	0	--	0	--	2	100.0	0	--

Magisterial District Judge - 2019 Private Criminal Complaints Processed and Inactive

	Guilty Plea	%	Uncategorized	%	Post-Dispositional Other	%	Cases Processed
<b><u>2nd Class County</u></b>							
Allegheny	0	--	2	0.3	3	0.5	665
<b><u>2A Class Counties</u></b>							
Bucks	0	--	0	--	0	--	5
Delaware	0	--	9	20.0	3	6.7	45
Montgomery	0	--	0	--	0	--	6
<b><u>3rd Class Counties</u></b>							
Berks	0	--	0	--	0	--	6
Chester	0	--	0	--	0	--	23
Cumberland	3	18.8	0	--	0	--	16
Dauphin	0	--	0	--	1	1.3	77
Erie	10	4.7	3	1.4	0	--	214
Lackawanna	1	0.5	0	--	0	--	184
Lancaster	1	0.9	1	0.9	1	0.9	113
Lehigh	0	--	0	--	0	--	35
Luzerne	1	0.6	0	--	0	--	157
Northampton	0	--	1	1.4	0	--	73
Westmoreland	0	--	1	0.2	1	0.2	517
York	0	--	0	--	0	--	2
<b><u>4th Class Counties</u></b>							
Beaver	0	--	0	--	1	25.0	4
Butler	0	--	0	--	0	--	15
Cambria	0	--	1	3.8	0	--	26
Centre	0	--	0	--	0	--	1
Fayette	0	--	0	--	0	--	32
Franklin	0	--	1	2.2	0	--	46
Monroe	0	--	0	--	0	--	5
Schuylkill	0	--	0	--	0	--	13
Washington	0	--	0	--	0	--	62
<b><u>5th Class Counties</u></b>							
Adams	0	--	0	--	0	--	25
Blair	0	--	0	--	2	0.9	225
Lawrence	0	--	0	--	0	--	0
Lebanon	0	--	0	--	0	--	0
Lycoming	0	--	0	--	0	--	7
Mercer	0	--	0	--	0	--	2
Northumberland	0	--	0	--	0	--	2



Magisterial District Judge - 2019 Private Criminal Complaints Processed and Inactive

	Dismissed	%	Waiver of Preliminary Hearing	%	Withdrawn	%	Held for Court	%	Pre-Dispositional Warrant	%
<b><u>6th Class Counties</u></b>										
Armstrong	1	100.0	0	--	0	--	0	--	0	--
Bedford	0	--	0	--	0	--	0	--	1	50.0
Bradford	1	20.0	0	--	2	40.0	0	--	0	--
Carbon	0	--	1	100.0	0	--	0	--	0	--
Clarion	5	15.6	7	21.9	10	31.3	5	15.6	0	--
Clearfield	4	36.4	4	36.4	1	9.1	2	18.2	0	--
Clinton	0	--	0	--	0	--	0	--	1	100.0
Columbia	4	33.3	1	8.3	4	33.3	3	25.0	0	--
Crawford	1	16.7	2	33.3	1	16.7	0	--	0	--
Elk	0	--	0	--	0	--	1	50.0	1	50.0
Greene	9	50.0	0	--	6	33.3	3	16.7	0	--
Huntingdon	2	25.0	5	62.5	0	--	0	--	0	--
Indiana	1	25.0	3	75.0	0	--	0	--	0	--
Jefferson	3	7.1	16	38.1	17	40.5	4	9.5	1	2.4
McKean	9	45.0	0	--	8	40.0	0	--	2	10.0
Mifflin	21	58.3	7	19.4	1	2.8	7	19.4	0	--
Perry	0	--	0	--	0	--	0	--	0	--
Pike	0	--	0	--	0	--	0	--	0	--
Somerset	3	13.6	3	13.6	6	27.3	7	31.8	1	4.5
Susquehanna	0	--	0	--	0	--	0	--	0	--
Tioga	0	--	0	--	0	--	0	--	0	--
Venango	0	--	0	--	0	--	0	--	0	--
Warren	0	--	0	--	0	--	0	--	0	--
Wayne	2	12.5	2	12.5	10	62.5	0	--	1	6.3
<b><u>7th Class Counties</u></b>										
Juniata	4	66.7	0	--	0	--	2	33.3	0	--
Snyder	0	--	0	--	2	100.0	0	--	0	--
Union	0	--	0	--	2	100.0	0	--	0	--
Wyoming	0	--	2	50.0	2	50.0	0	--	0	--
<b><u>8th Class Counties</u></b>										
Cameron	0	--	0	--	0	--	0	--	0	--
Forest	0	--	0	--	0	--	0	--	0	--
Fulton	0	--	0	--	0	--	0	--	0	--
Montour	1	12.5	2	25.0	2	25.0	2	25.0	1	12.5
Potter	0	--	0	--	0	--	0	--	0	--
Sullivan	0	--	0	--	0	--	0	--	0	--

Magisterial District Judge - 2019 Private Criminal Complaints Processed and Inactive

	Guilty Plea	%	Uncategorized	%	Post-Dispositional Other	%	Cases Processed
<b><u>6th Class Counties</u></b>							
Armstrong	0	--	0	--	0	--	1
Bedford	1	50.0	0	--	0	--	2
Bradford	2	40.0	0	--	0	--	5
Carbon	0	--	0	--	0	--	1
Clarion	5	15.6	0	--	0	--	32
Clearfield	0	--	0	--	0	--	11
Clinton	0	--	0	--	0	--	1
Columbia	0	--	0	--	0	--	12
Crawford	2	33.3	0	--	0	--	6
Elk	0	--	0	--	0	--	2
Greene	0	--	0	--	0	--	18
Huntingdon	0	--	0	--	1	12.5	8
Indiana	0	--	0	--	0	--	4
Jefferson	0	--	1	2.4	0	--	42
McKean	1	5.0	0	--	0	--	20
Mifflin	0	--	0	--	0	--	36
Perry	0	--	0	--	0	--	0
Pike	0	--	0	--	0	--	0
Somerset	0	--	2	9.1	0	--	22
Susquehanna	1	100.0	0	--	0	--	1
Tioga	0	--	0	--	0	--	0
Venango	0	--	0	--	0	--	0
Warren	0	--	0	--	0	--	0
Wayne	0	--	1	6.3	0	--	16
<b><u>7th Class Counties</u></b>							
Juniata	0	--	0	--	0	--	6
Snyder	0	--	0	--	0	--	2
Union	0	--	0	--	0	--	2
Wyoming	0	--	0	--	0	--	4
<b><u>8th Class Counties</u></b>							
Cameron	0	--	0	--	0	--	0
Forest	0	--	0	--	0	--	0
Fulton	0	--	0	--	0	--	0
Montour	0	--	0	--	0	--	8
Potter	0	--	0	--	0	--	0
Sullivan	0	--	0	--	0	--	0

Magisterial District Judge - 2019 Age of Pending Private Criminal Complaints

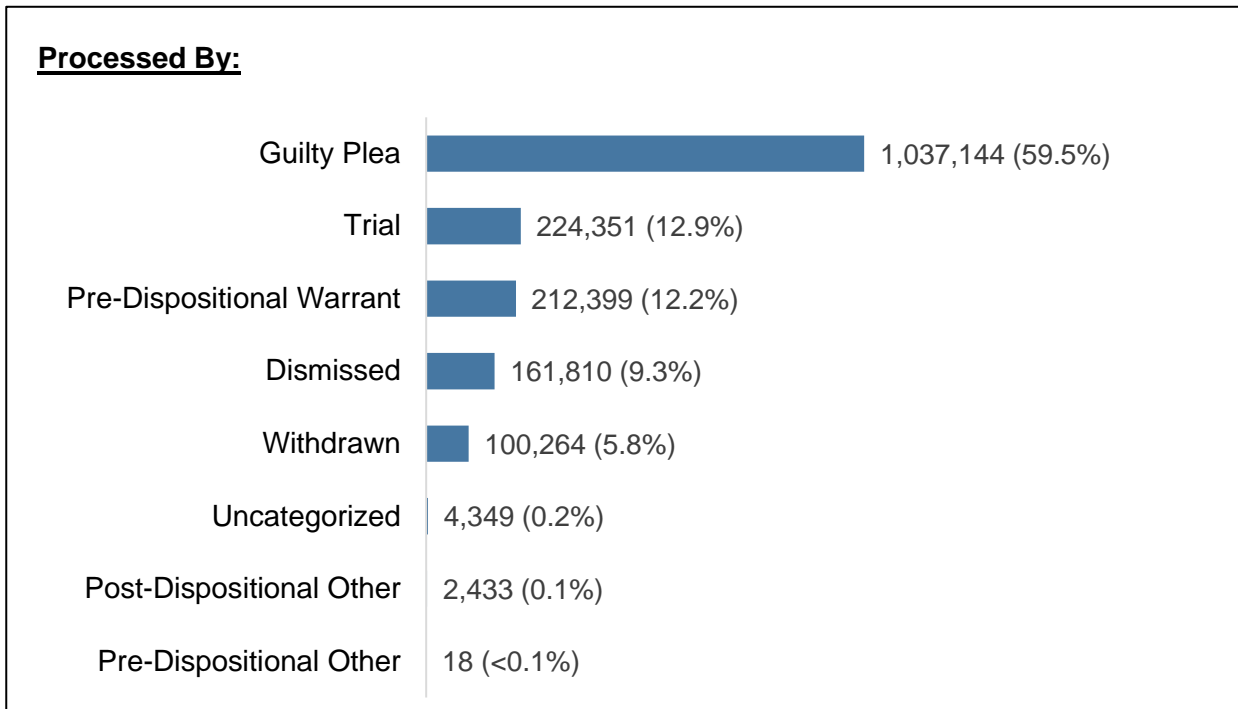
	0-60 Days	%	61-120 Days	%	121-180 Days	%	181-240 Days	%	241-300 Days	%	301-360 Days	%	Over 360 Days	%
<b><u>2nd Class County</u></b>														
Allegheny	42	14.2	35	11.8	19	6.4	5	1.7	3	1.0	2	0.7	190	64.2
<b><u>2A Class Counties</u></b>														
Bucks	6	100.0	0	--	0	--	0	--	0	--	0	--	0	--
Delaware	6	18.2	11	33.3	1	3.0	2	6.1	1	3.0	0	--	12	36.4
Montgomery	0	--	0	--	0	--	0	--	0	--	0	--	13	100.0
<b><u>3rd Class Counties</u></b>														
Berks	0	--	0	--	0	--	0	--	0	--	0	--	0	--
Chester	1	14.3	1	14.3	0	--	0	--	1	14.3	0	--	4	57.1
Cumberland	2	18.2	1	9.1	0	--	1	9.1	0	--	0	--	7	63.6
Dauphin	3	15.8	0	--	0	--	0	--	0	--	1	5.3	15	78.9
Erie	10	25.6	15	38.5	7	17.9	2	5.1	0	--	0	--	5	12.8
Lackawanna	7	5.0	2	1.4	0	--	0	--	0	--	0	--	132	93.6
Lancaster	12	48.0	1	4.0	3	12.0	0	--	0	--	0	--	9	36.0
Lehigh	12	85.7	0	--	0	--	0	--	0	--	0	--	2	14.3
Luzerne	16	18.8	5	5.9	2	2.4	1	1.2	1	1.2	0	--	60	70.6
Northampton	2	22.2	1	11.1	0	--	0	--	0	--	0	--	6	66.7
Westmoreland	34	37.4	11	12.1	10	11.0	3	3.3	0	--	1	1.1	32	35.2
York	0	--	0	--	0	--	0	--	0	--	0	--	0	--
<b><u>4th Class Counties</u></b>														
Beaver	1	6.7	0	--	1	6.7	0	--	0	--	0	--	13	86.7
Butler	0	--	0	--	0	--	0	--	0	--	0	--	0	--
Cambria	1	9.1	3	27.3	0	--	0	--	0	--	0	--	7	63.6
Centre	0	--	0	--	0	--	0	--	0	--	0	--	1	100.0
Fayette	2	40.0	1	20.0	1	20.0	0	--	0	--	0	--	1	20.0
Franklin	1	7.1	1	7.1	0	--	0	--	0	--	0	--	12	85.7
Monroe	0	--	0	--	0	--	0	--	0	--	0	--	3	100.0
Schuylkill	0	--	0	--	0	--	0	--	0	--	0	--	0	--
Washington	1	6.3	4	25.0	0	--	0	--	1	6.3	0	--	10	62.5
<b><u>5th Class Counties</u></b>														
Adams	2	66.7	1	33.3	0	--	0	--	0	--	0	--	0	--
Blair	6	28.6	1	4.8	1	4.8	0	--	0	--	0	--	13	61.9
Lawrence	0	--	0	--	0	--	0	--	0	--	0	--	0	--
Lebanon	0	--	0	--	0	--	0	--	0	--	0	--	0	--
Lycoming	2	28.6	1	14.3	0	--	0	--	0	--	0	--	4	57.1
Mercer	0	--	0	--	0	--	0	--	0	--	0	--	1	100.0
Northumberland	0	--	0	--	0	--	0	--	0	--	0	--	0	--

Magisterial District Judge - 2019 Age of Pending Private Criminal Complaints

	0-60 Days	%	61-120 Days	%	121-180 Days	%	181-240 Days	%	241-300 Days	%	301-360 Days	%	Over 360 Days	%
<b><u>6th Class Counties</u></b>														
Armstrong	0	--	0	--	0	--	0	--	0	--	0	--	1	100.0
Bedford	0	--	1	50.0	0	--	0	--	0	--	0	--	1	50.0
Bradford	1	10.0	0	--	0	--	0	--	0	--	0	--	9	90.0
Carbon	0	--	0	--	0	--	0	--	0	--	0	--	0	--
Clarion	0	--	2	66.7	0	--	0	--	0	--	0	--	1	33.3
Clearfield	1	12.5	0	--	0	--	0	--	0	--	0	--	7	87.5
Clinton	0	--	0	--	0	--	0	--	0	--	0	--	0	--
Columbia	0	--	0	--	0	--	0	--	0	--	0	--	0	--
Crawford	1	50.0	0	--	0	--	0	--	0	--	0	--	1	50.0
Elk	0	--	0	--	0	--	0	--	0	--	0	--	0	--
Greene	3	75.0	0	--	1	25.0	0	--	0	--	0	--	0	--
Huntingdon	0	--	0	--	0	--	0	--	0	--	0	--	0	--
Indiana	0	--	0	--	1	50.0	0	--	0	--	0	--	1	50.0
Jefferson	3	30.0	2	20.0	0	--	0	--	0	--	0	--	5	50.0
McKean	4	40.0	1	10.0	0	--	0	--	0	--	2	20.0	3	30.0
Mifflin	0	--	2	100.0	0	--	0	--	0	--	0	--	0	--
Perry	0	--	0	--	0	--	0	--	0	--	0	--	1	100.0
Pike	0	--	0	--	0	--	0	--	0	--	0	--	0	--
Somerset	6	85.7	1	14.3	0	--	0	--	0	--	0	--	0	--
Susquehanna	0	--	0	--	0	--	0	--	0	--	0	--	0	--
Tioga	0	--	0	--	0	--	0	--	0	--	0	--	3	100.0
Venango	0	--	0	--	0	--	0	--	0	--	0	--	0	--
Warren	1	33.3	0	--	0	--	0	--	0	--	0	--	2	66.7
Wayne	1	8.3	0	--	0	--	0	--	0	--	0	--	11	91.7
<b><u>7th Class Counties</u></b>														
Juniata	0	--	0	--	0	--	0	--	0	--	0	--	1	100.0
Snyder	0	--	0	--	0	--	0	--	0	--	0	--	0	--
Union	0	--	0	--	0	--	0	--	0	--	0	--	0	--
Wyoming	0	--	0	--	0	--	0	--	0	--	0	--	0	--
<b><u>8th Class Counties</u></b>														
Cameron	0	--	0	--	0	--	0	--	0	--	0	--	0	--
Forest	0	--	0	--	0	--	0	--	0	--	0	--	0	--
Fulton	0	--	1	100.0	0	--	0	--	0	--	0	--	0	--
Montour	0	--	1	33.3	0	--	0	--	0	--	0	--	2	66.7
Potter	0	--	0	--	0	--	0	--	0	--	0	--	0	--
Sullivan	0	--	0	--	0	--	0	--	0	--	0	--	0	--

# 2019 Magisterial District Judge State Totals Traffic

<b>Cases Pending 1/1/19</b>		<b>257,673</b>		<b>Age of Pending Cases</b>	
New Cases Filed	1,559,652	<b>0-60 Days</b>	121,150	50.3%	
Active Warrant Status Change	166,393	<b>61-120 Days</b>	35,530	14.7%	
Closed Case Status Change	24	<b>121-180 Days</b>	14,274	5.9%	
		<b>181-240 Days</b>	9,054	3.8%	
<b>Cases Available for Processing</b>	<b>1,983,742</b>	<b>241-300 Days</b>	5,488	2.3%	
		<b>301-360 Days</b>	3,885	1.6%	
<b>Cases Processed and Inactive</b>	<b>1,742,768</b>	<b>Over 360 Days</b>	51,593	21.4%	
<b>Cases Pending 12/31/19</b>	<b>240,974</b>	<b>Total</b>	<b>240,974</b>		



\* Trial Guilty            147,764    (65.9%)  
 Trial Not Guilty        76,587    (34.1%)

For the most recent data, visit the AOPC website at <http://www.pacourts.us/news-and-statistics/research-and-statistics/dashboard-table-of-contents/magisterial-district-courts-statewide-dashboard>

Magisterial District Judge - 2019 Traffic Available for Processing

	Cases Pending 1/1/19	New Cases Filed	Active Warrant Status Change	Closed Case Status Change	Cases Available for Processing	Cases Processed	Cases Pending 12/31/19
<b><u>2nd Class County</u></b>							
Allegheny	50,352	135,030	11,485	6	196,873	151,591	45,282
<b><u>2A Class Counties</u></b>							
Bucks	8,212	72,527	4,847	0	85,586	77,139	8,447
Delaware	23,118	91,439	23,408	0	137,965	116,688	21,277
Montgomery	26,859	127,652	16,566	3	171,080	143,747	27,333
<b><u>3rd Class Counties</u></b>							
Berks	5,845	53,410	7,183	0	66,438	61,712	4,726
Chester	7,517	75,533	7,964	3	91,017	83,321	7,696
Cumberland	2,691	45,252	2,748	1	50,692	47,603	3,089
Dauphin	12,381	54,415	5,867	1	72,664	62,588	10,076
Erie	2,912	24,931	2,248	0	30,091	27,009	3,082
Lackawanna	20,119	27,741	3,366	0	51,226	29,965	21,261
Lancaster	14,572	76,979	12,356	1	103,908	90,206	13,702
Lehigh	6,839	55,853	13,541	0	76,233	70,539	5,694
Luzerne	10,067	53,574	8,354	1	71,996	64,066	7,930
Northampton	4,322	41,937	4,449	3	50,711	45,986	4,725
Westmoreland	6,111	44,491	5,083	1	55,686	50,374	5,312
York	5,613	62,455	4,073	0	72,141	68,266	3,875
<b><u>4th Class Counties</u></b>							
Beaver	4,169	22,623	943	0	27,735	23,598	4,137
Butler	2,267	16,695	780	0	19,742	17,975	1,767
Cambria	981	12,149	328	0	13,458	12,522	936
Centre	1,181	16,457	1,732	0	19,370	18,712	658
Fayette	2,110	14,672	968	0	17,750	16,103	1,647
Franklin	2,102	17,564	801	0	20,467	18,911	1,556
Monroe	4,114	33,289	6,150	0	43,553	38,546	5,007
Schuylkill	3,153	24,766	1,775	0	29,694	26,588	3,106
Washington	4,078	31,617	1,965	0	37,660	32,853	4,807
<b><u>5th Class Counties</u></b>							
Adams	840	15,173	361	0	16,374	15,309	1,065
Blair	870	13,486	663	1	15,020	13,917	1,103
Lawrence	1,984	10,839	760	0	13,583	11,804	1,779
Lebanon	1,748	21,992	2,206	0	25,946	24,407	1,539
Lycoming	1,122	12,365	1,017	0	14,504	13,640	864
Mercer	648	8,769	636	0	10,053	9,537	516
Northumberland	2,461	11,361	1,354	0	15,176	14,072	1,104

Magisterial District Judge - 2019 Traffic Available for Processing

	Cases Pending 1/1/19	New Cases Filed	Active Warrant Status Change	Closed Case Status Change	Cases Available for Processing	Cases Processed	Cases Pending 12/31/19
<b><u>6th Class Counties</u></b>							
Armstrong	617	5,198	414	0	6,229	5,727	502
Bedford	961	15,572	936	0	17,469	16,672	797
Bradford	455	4,757	139	0	5,351	4,924	427
Carbon	1,539	17,933	963	1	20,436	18,946	1,490
Clarion	578	8,805	319	0	9,702	9,082	620
Clearfield	531	12,847	403	0	13,781	13,143	638
Clinton	455	9,880	592	0	10,927	10,444	483
Columbia	939	12,145	985	1	14,070	13,168	902
Crawford	532	7,137	386	0	8,055	7,549	506
Elk	198	4,567	89	0	4,854	4,702	152
Greene	756	4,896	587	0	6,239	5,572	667
Huntingdon	257	4,783	84	0	5,124	4,838	286
Indiana	1,159	14,298	391	1	15,849	14,966	883
Jefferson	322	7,571	256	0	8,149	7,726	423
McKean	628	5,832	178	0	6,638	6,052	586
Mifflin	349	5,908	86	0	6,343	6,206	137
Perry	370	5,835	394	0	6,599	6,210	389
Pike	544	7,568	567	0	8,679	7,876	803
Somerset	767	14,133	510	0	15,410	14,696	714
Susquehanna	769	6,704	359	0	7,832	6,995	837
Tioga	399	5,796	171	0	6,366	5,952	414
Venango	383	6,860	242	0	7,485	7,079	406
Warren	320	5,023	47	0	5,390	4,977	413
Wayne	278	3,868	140	0	4,286	3,889	397
<b><u>7th Class Counties</u></b>							
Juniata	371	4,883	88	0	5,342	5,112	230
Snyder	271	4,515	301	0	5,087	4,787	300
Union	365	5,699	185	0	6,249	5,974	275
Wyoming	403	4,811	76	0	5,290	4,854	436
<b><u>8th Class Counties</u></b>							
Cameron	39	881	28	0	948	913	35
Forest	120	1,365	27	0	1,512	1,374	138
Fulton	190	6,381	270	0	6,841	6,570	271
Montour	183	1,548	89	0	1,820	1,679	141
Potter	153	3,350	39	0	3,542	3,411	131
Sullivan	114	1,267	75	0	1,456	1,409	47

Magisterial District Judge - 2019 Traffic Processed and Inactive

	Guilty Plea	%	Pre-Dispositional Warrant	% Dismissed	%	Trial Guilty	%	Withdrawn	%	
<b><u>2nd Class County</u></b>										
Allegheny	64,109	42.3	19,007	12.5	22,987	15.2	23,561	15.5	6,014	4.0
<b><u>2A Class Counties</u></b>										
Bucks	44,408	57.6	6,214	8.1	6,887	8.9	8,107	10.5	5,121	6.6
Delaware	43,637	37.4	24,954	21.4	24,159	20.7	10,460	9.0	8,365	7.2
Montgomery	63,607	44.2	23,348	16.2	20,857	14.5	13,902	9.7	16,885	11.7
<b><u>3rd Class Counties</u></b>										
Berks	39,578	64.1	5,978	9.7	4,412	7.1	4,399	7.1	3,020	4.9
Chester	53,653	64.4	8,789	10.5	7,292	8.8	3,842	4.6	6,024	7.2
Cumberland	37,420	78.6	3,642	7.7	1,106	2.3	2,972	6.2	1,983	4.2
Dauphin	34,727	55.5	16,121	25.8	1,975	3.2	4,734	7.6	2,692	4.3
Erie	17,338	64.2	1,994	7.4	2,878	10.7	2,226	8.2	2,206	8.2
Lackawanna	14,728	49.2	3,618	12.1	6,215	20.7	2,277	7.6	1,501	5.0
Lancaster	52,199	57.9	13,746	15.2	6,666	7.4	8,484	9.4	8,095	9.0
Lehigh	36,688	52.0	15,164	21.5	11,645	16.5	4,023	5.7	1,408	2.0
Luzerne	31,097	48.5	9,386	14.7	6,833	10.7	6,158	9.6	3,691	5.8
Northampton	28,522	62.0	7,040	15.3	3,244	7.1	3,218	7.0	2,268	4.9
Westmoreland	28,387	56.4	3,923	7.8	6,986	13.9	5,227	10.4	2,928	5.8
York	52,613	77.1	5,973	8.7	1,695	2.5	4,490	6.6	1,898	2.8
<b><u>4th Class Counties</u></b>										
Beaver	11,124	47.1	1,471	6.2	3,514	14.9	4,382	18.6	865	3.7
Butler	11,475	63.8	748	4.2	740	4.1	2,459	13.7	635	3.5
Cambria	9,203	73.5	512	4.1	769	6.1	910	7.3	740	5.9
Centre	14,372	76.8	2,071	11.1	505	2.7	967	5.2	407	2.2
Fayette	10,107	62.8	1,223	7.6	1,878	11.7	1,721	10.7	773	4.8
Franklin	15,555	82.3	728	3.8	800	4.2	1,056	5.6	588	3.1
Monroe	21,973	57.0	7,416	19.2	3,115	8.1	1,885	4.9	2,557	6.6
Schuylkill	18,851	70.9	2,570	9.7	430	1.6	1,912	7.2	1,494	5.6
Washington	17,313	52.7	3,485	10.6	1,942	5.9	4,639	14.1	777	2.4
<b><u>5th Class Counties</u></b>										
Adams	13,076	85.4	508	3.3	225	1.5	901	5.9	482	3.1
Blair	10,857	78.0	808	5.8	247	1.8	679	4.9	983	7.1
Lawrence	6,839	57.9	897	7.6	1,023	8.7	1,016	8.6	718	6.1
Lebanon	18,536	75.9	2,916	11.9	374	1.5	1,050	4.3	1,143	4.7
Lycoming	11,004	80.7	572	4.2	684	5.0	385	2.8	801	5.9
Mercer	7,067	74.1	553	5.8	410	4.3	609	6.4	714	7.5
Northumberland	9,593	68.2	2,124	15.1	194	1.4	832	5.9	1,020	7.2



Magisterial District Judge - 2019 Traffic Processed and Inactive

	Trial Not Guilty	%	Uncategorized	%	Post-Dispositional Other	%	Pre-Dispositional Other	%	Cases Processed
<b><u>2nd Class County</u></b>									
Allegheny	15,104	10.0	390	0.3	408	0.3	11	<0.1	151,591
<b><u>2A Class Counties</u></b>									
Bucks	5,873	7.6	388	0.5	138	0.2	3	<0.1	77,139
Delaware	4,709	4.0	160	0.1	244	0.2	0	--	116,688
Montgomery	4,477	3.1	499	0.3	172	0.1	0	--	143,747
<b><u>3rd Class Counties</u></b>									
Berks	4,085	6.6	141	0.2	99	0.2	0	--	61,712
Chester	3,390	4.1	243	0.3	88	0.1	0	--	83,321
Cumberland	382	0.8	73	0.2	24	0.1	1	<0.1	47,603
Dauphin	1,816	2.9	384	0.6	139	0.2	0	--	62,588
Erie	289	1.1	42	0.2	36	0.1	0	--	27,009
Lackawanna	1,533	5.1	38	0.1	55	0.2	0	--	29,965
Lancaster	834	0.9	71	0.1	111	0.1	0	--	90,206
Lehigh	1,455	2.1	75	0.1	80	0.1	1	<0.1	70,539
Luzerne	6,664	10.4	129	0.2	108	0.2	0	--	64,066
Northampton	1,623	3.5	39	0.1	30	0.1	2	<0.1	45,986
Westmoreland	2,764	5.5	88	0.2	71	0.1	0	--	50,374
York	1,115	1.6	431	0.6	51	0.1	0	--	68,266
<b><u>4th Class Counties</u></b>									
Beaver	2,167	9.2	18	0.1	57	0.2	0	--	23,598
Butler	1,895	10.5	0	--	23	0.1	0	--	17,975
Cambria	318	2.5	55	0.4	15	0.1	0	--	12,522
Centre	343	1.8	35	0.2	12	0.1	0	--	18,712
Fayette	331	2.1	23	0.1	47	0.3	0	--	16,103
Franklin	135	0.7	39	0.2	10	0.1	0	--	18,911
Monroe	1,530	4.0	48	0.1	22	0.1	0	--	38,546
Schuylkill	1,206	4.5	88	0.3	37	0.1	0	--	26,588
Washington	4,585	14.0	71	0.2	41	0.1	0	--	32,853
<b><u>5th Class Counties</u></b>									
Adams	113	0.7	1	<0.1	3	<0.1	0	--	15,309
Blair	308	2.2	16	0.1	19	0.1	0	--	13,917
Lawrence	1,236	10.5	59	0.5	16	0.1	0	--	11,804
Lebanon	341	1.4	15	0.1	32	0.1	0	--	24,407
Lycoming	165	1.2	14	0.1	15	0.1	0	--	13,640
Mercer	154	1.6	22	0.2	8	0.1	0	--	9,537
Northumberland	203	1.4	24	0.2	82	0.6	0	--	14,072

Magisterial District Judge - 2019 Traffic Processed and Inactive

	Guilty Plea	%	Pre-Dispositional Warrant	% Dismissed	%	Trial Guilty	%	Withdrawn	%	
<b><u>6th Class Counties</u></b>										
Armstrong	3,470	60.6	506	8.8	264	4.6	767	13.4	258	4.5
Bedford	13,422	80.5	1,539	9.2	18	0.1	605	3.6	921	5.5
Bradford	3,878	78.8	168	3.4	300	6.1	433	8.8	116	2.4
Carbon	12,511	66.0	2,105	11.1	1,146	6.0	1,860	9.8	558	2.9
Clarion	6,965	76.7	505	5.6	433	4.8	616	6.8	289	3.2
Clearfield	11,066	84.2	635	4.8	573	4.4	519	3.9	260	2.0
Clinton	8,126	77.8	981	9.4	282	2.7	283	2.7	653	6.3
Columbia	8,819	67.0	1,154	8.8	57	0.4	652	5.0	2,090	15.9
Crawford	5,454	72.2	268	3.6	471	6.2	606	8.0	547	7.2
Elk	3,995	85.0	167	3.6	13	0.3	167	3.6	275	5.8
Greene	3,161	56.7	731	13.1	375	6.7	849	15.2	208	3.7
Huntingdon	4,246	87.8	179	3.7	47	1.0	158	3.3	121	2.5
Indiana	12,517	83.6	542	3.6	314	2.1	781	5.2	190	1.3
Jefferson	6,335	82.0	330	4.3	371	4.8	188	2.4	389	5.0
McKean	4,368	72.2	233	3.8	608	10.0	416	6.9	217	3.6
Mifflin	5,569	89.7	111	1.8	15	0.2	208	3.4	237	3.8
Perry	5,162	83.1	378	6.1	145	2.3	244	3.9	209	3.4
Pike	5,247	66.6	611	7.8	565	7.2	609	7.7	742	9.4
Somerset	12,209	83.1	657	4.5	34	0.2	865	5.9	526	3.6
Susquehanna	4,303	61.5	607	8.7	273	3.9	691	9.9	284	4.1
Tioga	4,681	78.6	243	4.1	576	9.7	150	2.5	249	4.2
Venango	5,397	76.2	296	4.2	505	7.1	501	7.1	291	4.1
Warren	3,440	69.1	98	2.0	890	17.9	299	6.0	158	3.2
Wayne	2,952	75.9	281	7.2	78	2.0	229	5.9	277	7.1
<b><u>7th Class Counties</u></b>										
Juniata	4,627	90.5	184	3.6	59	1.2	108	2.1	119	2.3
Snyder	4,043	84.5	220	4.6	26	0.5	246	5.1	239	5.0
Union	5,333	89.3	224	3.7	60	1.0	167	2.8	170	2.8
Wyoming	3,649	75.2	165	3.4	148	3.0	437	9.0	295	6.1
<b><u>8th Class Counties</u></b>										
Cameron	752	82.4	29	3.2	60	6.6	33	3.6	32	3.5
Forest	1,010	73.5	39	2.8	132	9.6	111	8.1	30	2.2
Fulton	5,349	81.4	465	7.1	18	0.3	298	4.5	253	3.9
Montour	1,378	82.1	115	6.8	2	0.1	57	3.4	103	6.1
Potter	2,888	84.7	67	2.0	203	6.0	77	2.3	136	4.0
Sullivan	1,166	82.8	67	4.8	62	4.4	51	3.6	26	1.8

Magisterial District Judge - 2019 Traffic Processed and Inactive

	Trial Not Guilty	%	Uncategorized	%	Post-Dispositional Other	%	Pre-Dispositional Other	%	Cases Processed
<b><u>6th Class Counties</u></b>									
Armstrong	423	7.4	27	0.5	12	0.2	0	--	5,727
Bedford	154	0.9	1	<0.1	12	0.1	0	--	16,672
Bradford	28	0.6	0	--	1	<0.1	0	--	4,924
Carbon	479	2.5	278	1.5	9	<0.1	0	--	18,946
Clarion	263	2.9	7	0.1	4	<0.1	0	--	9,082
Clearfield	80	0.6	5	<0.1	5	<0.1	0	--	13,143
Clinton	115	1.1	1	<0.1	3	<0.1	0	--	10,444
Columbia	389	3.0	2	<0.1	5	<0.1	0	--	13,168
Crawford	199	2.6	0	--	4	0.1	0	--	7,549
Elk	85	1.8	0	--	0	--	0	--	4,702
Greene	239	4.3	5	0.1	4	0.1	0	--	5,572
Huntingdon	78	1.6	0	--	9	0.2	0	--	4,838
Indiana	604	4.0	10	0.1	8	0.1	0	--	14,966
Jefferson	108	1.4	0	--	5	0.1	0	--	7,726
McKean	150	2.5	56	0.9	4	0.1	0	--	6,052
Mifflin	50	0.8	6	0.1	10	0.2	0	--	6,206
Perry	61	1.0	10	0.2	1	<0.1	0	--	6,210
Pike	98	1.2	1	<0.1	3	<0.1	0	--	7,876
Somerset	302	2.1	96	0.7	7	<0.1	0	--	14,696
Susquehanna	829	11.9	6	0.1	2	<0.1	0	--	6,995
Tioga	51	0.9	2	<0.1	0	--	0	--	5,952
Venango	80	1.1	5	0.1	4	0.1	0	--	7,079
Warren	88	1.8	2	<0.1	2	<0.1	0	--	4,977
Wayne	70	1.8	1	<0.1	1	<0.1	0	--	3,889
<b><u>7th Class Counties</u></b>									
Juniata	13	0.3	2	<0.1	0	--	0	--	5,112
Snyder	8	0.2	1	<0.1	4	0.1	0	--	4,787
Union	20	0.3	0	--	0	--	0	--	5,974
Wyoming	154	3.2	2	<0.1	4	0.1	0	--	4,854
<b><u>8th Class Counties</u></b>									
Cameron	7	0.8	0	--	0	--	0	--	913
Forest	51	3.7	0	--	1	0.1	0	--	1,374
Fulton	76	1.2	104	1.6	7	0.1	0	--	6,570
Montour	24	1.4	0	--	0	--	0	--	1,679
Potter	32	0.9	0	--	8	0.2	0	--	3,411
Sullivan	36	2.6	0	--	1	0.1	0	--	1,409

Magisterial District Judge - 2019 Age of Pending Traffic

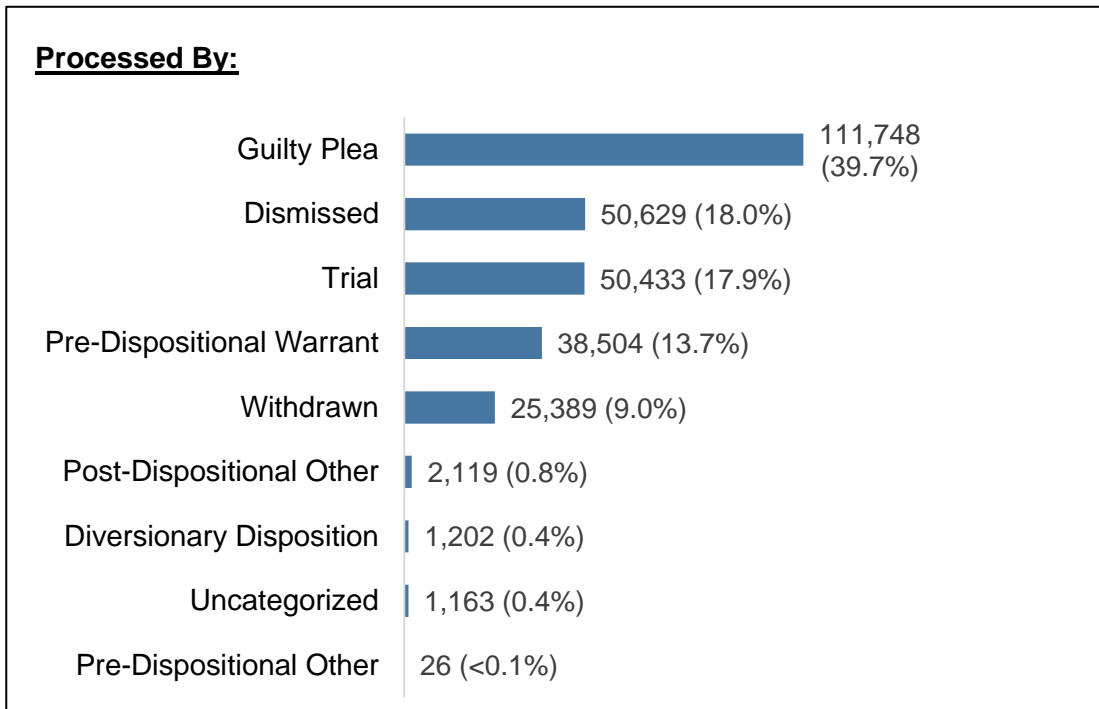
	0-60 Days	%	61-120 Days	%	121-180 Days	%	181-240 Days	%	241-300 Days	%	301-360 Days	%	Over 360 Days	%
<b><u>2nd Class County</u></b>														
Allegheny	14,452	31.9	5,714	12.6	3,490	7.7	2,020	4.5	1,526	3.4	752	1.7	17,328	38.3
<b><u>2A Class Counties</u></b>														
Bucks	5,661	67.0	1,980	23.4	471	5.6	165	2.0	66	0.8	25	0.3	79	0.9
Delaware	9,175	43.1	4,870	22.9	2,173	10.2	1,331	6.3	1,064	5.0	670	3.1	1,994	9.4
Montgomery	11,517	42.1	4,676	17.1	2,044	7.5	1,329	4.9	641	2.3	360	1.3	6,766	24.8
<b><u>3rd Class Counties</u></b>														
Berks	3,812	80.7	670	14.2	141	3.0	44	0.9	23	0.5	9	0.2	27	0.6
Chester	5,825	75.7	1,312	17.0	315	4.1	123	1.6	53	0.7	32	0.4	36	0.5
Cumberland	2,516	81.5	452	14.6	60	1.9	20	0.6	5	0.2	2	0.1	34	1.1
Dauphin	4,604	45.7	1,159	11.5	418	4.1	383	3.8	208	2.1	130	1.3	3,174	31.5
Erie	2,115	68.6	509	16.5	128	4.2	50	1.6	43	1.4	25	0.8	212	6.9
Lackawanna	3,719	17.5	1,090	5.1	364	1.7	1,196	5.6	469	2.2	695	3.3	13,728	64.6
Lancaster	7,012	51.2	2,509	18.3	1,072	7.8	353	2.6	282	2.1	348	2.5	2,126	15.5
Lehigh	3,599	63.2	1,383	24.3	487	8.6	106	1.9	23	0.4	17	0.3	79	1.4
Luzerne	4,717	59.5	1,091	13.8	441	5.6	339	4.3	201	2.5	126	1.6	1,015	12.8
Northampton	3,406	72.1	801	17.0	153	3.2	79	1.7	40	0.8	34	0.7	212	4.5
Westmoreland	3,506	66.0	713	13.4	285	5.4	161	3.0	55	1.0	63	1.2	529	10.0
York	2,539	65.5	385	9.9	204	5.3	94	2.4	60	1.5	59	1.5	534	13.8
<b><u>4th Class Counties</u></b>														
Beaver	1,842	44.5	594	14.4	273	6.6	146	3.5	90	2.2	62	1.5	1,130	27.3
Butler	1,312	74.3	198	11.2	40	2.3	25	1.4	11	0.6	6	0.3	175	9.9
Cambria	776	82.9	104	11.1	21	2.2	9	1.0	1	0.1	7	0.7	18	1.9
Centre	602	91.5	45	6.8	0	--	2	0.3	4	0.6	0	--	5	0.8
Fayette	1,304	79.2	224	13.6	90	5.5	20	1.2	6	0.4	3	0.2	0	--
Franklin	1,274	81.9	196	12.6	33	2.1	14	0.9	3	0.2	2	0.1	34	2.2
Monroe	3,026	60.4	833	16.6	282	5.6	337	6.7	153	3.1	105	2.1	271	5.4
Schuylkill	1,611	51.9	348	11.2	278	9.0	119	3.8	155	5.0	118	3.8	477	15.4
Washington	2,670	55.5	1,081	22.5	225	4.7	137	2.9	87	1.8	86	1.8	521	10.8
<b><u>5th Class Counties</u></b>														
Adams	871	81.8	124	11.6	22	2.1	22	2.1	3	0.3	1	0.1	22	2.1
Blair	949	86.0	119	10.8	15	1.4	4	0.4	2	0.2	1	0.1	13	1.2
Lawrence	951	53.5	220	12.4	92	5.2	99	5.6	65	3.7	48	2.7	304	17.1
Lebanon	1,312	85.3	160	10.4	13	0.8	6	0.4	2	0.1	11	0.7	35	2.3
Lycoming	738	85.4	93	10.8	10	1.2	5	0.6	0	--	3	0.3	15	1.7
Mercer	432	83.7	37	7.2	4	0.8	17	3.3	11	2.1	0	--	15	2.9
Northumberland	491	44.5	198	17.9	98	8.9	71	6.4	7	0.6	11	1.0	228	20.7

Magisterial District Judge - 2019 Age of Pending Traffic

	0-60		61-120		121-180		181-240		241-300		301-360		Over 360	
	Days	%	Days	%	Days	%	Days	%	Days	%	Days	%	Days	%
<b><u>6th Class Counties</u></b>														
Armstrong	342	68.1	94	18.7	33	6.6	8	1.6	3	0.6	1	0.2	21	4.2
Bedford	591	74.2	98	12.3	35	4.4	8	1.0	10	1.3	2	0.3	53	6.6
Bradford	348	81.5	30	7.0	12	2.8	9	2.1	5	1.2	3	0.7	20	4.7
Carbon	1,240	83.2	163	10.9	60	4.0	11	0.7	8	0.5	6	0.4	2	0.1
Clarion	527	85.0	59	9.5	19	3.1	1	0.2	1	0.2	1	0.2	12	1.9
Clearfield	529	82.9	67	10.5	12	1.9	5	0.8	10	1.6	6	0.9	9	1.4
Clinton	418	86.5	55	11.4	8	1.7	1	0.2	0	--	0	--	1	0.2
Columbia	724	80.3	113	12.5	35	3.9	14	1.6	7	0.8	3	0.3	6	0.7
Crawford	471	93.1	24	4.7	4	0.8	1	0.2	0	--	1	0.2	5	1.0
Elk	147	96.7	4	2.6	0	--	0	--	0	--	0	--	1	0.7
Greene	475	71.2	70	10.5	22	3.3	25	3.7	25	3.7	7	1.0	43	6.4
Huntingdon	265	92.7	19	6.6	0	--	0	--	0	--	0	--	2	0.7
Indiana	795	90.0	45	5.1	6	0.7	5	0.6	4	0.5	1	0.1	27	3.1
Jefferson	383	90.5	26	6.1	11	2.6	1	0.2	0	--	0	--	2	0.5
McKean	425	72.5	74	12.6	16	2.7	8	1.4	6	1.0	6	1.0	51	8.7
Mifflin	125	91.2	6	4.4	2	1.5	0	--	0	--	0	--	4	2.9
Perry	360	92.5	17	4.4	3	0.8	1	0.3	0	--	0	--	8	2.1
Pike	524	65.3	121	15.1	65	8.1	34	4.2	9	1.1	15	1.9	35	4.4
Somerset	650	91.0	50	7.0	2	0.3	0	--	5	0.7	5	0.7	2	0.3
Susquehanna	603	72.0	132	15.8	68	8.1	18	2.2	5	0.6	7	0.8	4	0.5
Tioga	286	69.1	65	15.7	24	5.8	21	5.1	18	4.3	0	--	0	--
Venango	332	81.8	45	11.1	12	3.0	7	1.7	3	0.7	0	--	7	1.7
Warren	303	73.4	59	14.3	28	6.8	14	3.4	2	0.5	4	1.0	3	0.7
Wayne	319	80.4	34	8.6	4	1.0	3	0.8	1	0.3	3	0.8	33	8.3
<b><u>7th Class Counties</u></b>														
Juniata	183	79.6	12	5.2	7	3.0	13	5.7	2	0.9	0	--	13	5.7
Snyder	276	92.0	14	4.7	4	1.3	5	1.7	0	--	0	--	1	0.3
Union	231	84.0	34	12.4	8	2.9	1	0.4	0	--	0	--	1	0.4
Wyoming	386	88.5	46	10.6	2	0.5	2	0.5	0	--	0	--	0	--
<b><u>8th Class Counties</u></b>														
Cameron	27	77.1	2	5.7	2	5.7	1	2.9	2	5.7	0	--	1	2.9
Forest	97	70.3	12	8.7	2	1.4	3	2.2	1	0.7	2	1.4	21	15.2
Fulton	213	78.6	31	11.4	18	6.6	0	--	1	0.4	0	--	8	3.0
Montour	55	39.0	13	9.2	8	5.7	7	5.0	1	0.7	1	0.7	56	39.7
Potter	125	95.4	3	2.3	0	--	1	0.8	0	--	0	--	2	1.5
Sullivan	39	83.0	5	10.6	0	--	0	--	0	--	0	--	3	6.4

## 2019 Magisterial District Judge State Totals Non-Traffic

Cases Pending 1/1/19	58,553	Age of Pending Cases		
New Cases Filed	237,880	<b>0-60 Days</b>	23,898	42.1%
Active Warrant Status Change	41,471	<b>61-120 Days</b>	11,519	20.3%
Closed Case Status Change	65	<b>121-180 Days</b>	4,107	7.2%
		<b>181-240 Days</b>	2,472	4.4%
<b>Cases Available for Processing</b>	<b>337,969</b>	<b>241-300 Days</b>	1,459	2.6%
		<b>301-360 Days</b>	964	1.7%
<b>Cases Processed and Inactive</b>	<b>281,213</b>	<b>Over 360 Days</b>	12,337	21.7%
<b>Cases Pending 12/31/19</b>	<b>56,756</b>	<b>Total</b>	<b>56,756</b>	



\* Trial Guilty            34,994    (69.4%)  
 Trial Not Guilty        15,439    (30.6%)

For the most recent data, visit the AOPC website at <http://www.pacourts.us/news-and-statistics/research-and-statistics/dashboard-table-of-contents/magisterial-district-courts-statewide-dashboard>

Magisterial District Judge - 2019 Non-Traffic Available for Processing

	Cases Pending 1/1/19	New Cases Filed	Active Warrant Status Change	Closed Case Status Change	Cases Available for Processing	Cases Processed	Cases Pending 12/31/19
<b><u>2nd Class County</u></b>							
Allegheny	13,467	29,707	2,975	0	46,149	34,222	11,927
<b><u>2A Class Counties</u></b>							
Bucks	1,342	8,023	746	5	10,116	8,544	1,572
Delaware	5,520	17,040	4,459	2	27,021	20,779	6,242
Montgomery	4,638	13,581	2,184	0	20,403	15,658	4,745
<b><u>3rd Class Counties</u></b>							
Berks	2,060	8,360	7,104	3	17,527	16,257	1,270
Chester	1,812	7,963	1,039	0	10,814	9,245	1,569
Cumberland	654	4,253	655	0	5,562	4,828	734
Dauphin	1,830	8,122	1,611	4	11,567	9,754	1,813
Erie	1,478	8,627	960	12	11,077	9,407	1,670
Lackawanna	1,977	4,013	524	0	6,514	4,345	2,169
Lancaster	1,754	9,157	1,982	0	12,893	11,147	1,746
Lehigh	969	6,515	2,483	1	9,968	8,738	1,230
Luzerne	2,926	9,845	3,655	0	16,426	13,849	2,577
Northampton	810	5,075	612	11	6,508	5,881	627
Westmoreland	1,171	5,204	547	1	6,923	5,749	1,174
York	1,256	8,754	1,295	1	11,306	10,253	1,053
<b><u>4th Class Counties</u></b>							
Beaver	1,167	3,600	246	0	5,013	3,788	1,225
Butler	419	2,445	153	0	3,017	2,682	335
Cambria	400	2,826	301	0	3,527	3,027	500
Centre	401	3,354	263	0	4,018	3,601	417
Fayette	774	4,069	656	0	5,499	4,956	543
Franklin	785	2,229	234	0	3,248	2,803	445
Monroe	837	4,414	526	4	5,781	4,961	820
Schuylkill	1,166	3,793	965	12	5,936	4,811	1,125
Washington	1,066	7,892	921	0	9,879	8,733	1,146
<b><u>5th Class Counties</u></b>							
Adams	191	1,401	36	0	1,628	1,416	212
Blair	557	3,303	263	0	4,123	3,336	787
Lawrence	344	2,214	247	0	2,805	2,308	497
Lebanon	327	2,730	586	0	3,643	3,246	397
Lycoming	318	2,057	240	2	2,617	2,312	305
Mercer	251	1,868	162	0	2,281	2,061	220
Northumberland	1,062	2,825	514	2	4,403	3,648	755

Magisterial District Judge - 2019 Non-Traffic Available for Processing

	Cases Pending 1/1/19	New Cases Filed	Active Warrant Status Change	Closed Case Status Change	Cases Available for Processing	Cases Processed	Cases Pending 12/31/19
<b><u>6th Class Counties</u></b>							
Armstrong	271	1,938	184	0	2,393	2,115	278
Bedford	119	1,003	36	3	1,161	1,007	154
Bradford	132	948	57	0	1,137	967	170
Carbon	276	2,078	234	0	2,588	2,322	266
Clarion	67	845	20	0	932	840	92
Clearfield	277	1,584	84	0	1,945	1,736	209
Clinton	65	705	49	0	819	746	73
Columbia	181	1,701	129	0	2,011	1,800	211
Crawford	143	1,616	81	0	1,840	1,606	234
Elk	58	404	16	0	478	428	50
Greene	232	971	210	0	1,413	1,240	173
Huntingdon	55	906	62	0	1,023	935	88
Indiana	372	1,877	159	0	2,408	2,167	241
Jefferson	121	784	32	0	937	783	154
McKean	146	921	54	0	1,121	962	159
Mifflin	68	786	17	0	871	781	90
Perry	285	2,751	364	0	3,400	3,196	204
Pike	170	948	30	0	1,148	976	172
Somerset	186	1,442	65	0	1,693	1,560	133
Susquehanna	119	589	47	0	755	605	150
Tioga	130	869	34	0	1,033	912	121
Venango	123	1,020	77	0	1,220	1,109	111
Warren	93	678	18	2	791	660	131
Wayne	147	884	73	0	1,104	951	153
<b><u>7th Class Counties</u></b>							
Juniata	487	1,159	16	0	1,662	1,213	449
Snyder	62	696	35	0	793	678	115
Union	170	857	65	0	1,092	938	154
Wyoming	63	402	6	0	471	418	53
<b><u>8th Class Counties</u></b>							
Cameron	19	122	11	0	152	131	21
Forest	31	95	9	0	135	96	39
Fulton	59	321	3	0	383	297	86
Montour	65	257	16	0	338	222	116
Potter	20	296	15	0	331	311	20
Sullivan	12	168	19	0	199	160	39



Magisterial District Judge - 2019 Non-Traffic Processed and Inactive

	Guilty Plea	% Dismissed	%	Pre- Dispositional Warrant	%	Trial Guilty	%	Withdrawn	%	Trial Not Guilty	%	
<b><u>2nd Class County</u></b>												
Allegheny	12,752	37.3	6,702	19.6	4,297	12.6	5,024	14.7	2,572	7.5	2,577	7.5
<b><u>2A Class Counties</u></b>												
Bucks	3,143	36.8	1,192	14.0	1,038	12.1	1,344	15.7	1,040	12.2	643	7.5
Delaware	4,865	23.4	4,843	23.3	5,043	24.3	2,221	10.7	2,191	10.5	885	4.3
Montgomery	4,614	29.5	2,851	18.2	3,261	20.8	2,371	15.1	1,802	11.5	537	3.4
<b><u>3rd Class Counties</u></b>												
Berks	3,345	20.6	7,058	43.4	1,990	12.2	1,494	9.2	888	5.5	1,331	8.2
Chester	5,365	58.0	1,129	12.2	790	8.5	749	8.1	799	8.6	353	3.8
Cumberland	2,571	53.3	643	13.3	537	11.1	588	12.2	249	5.2	101	2.1
Dauphin	4,054	41.6	911	9.3	1,909	19.6	1,215	12.5	880	9.0	551	5.6
Erie	3,446	36.6	1,560	16.6	972	10.3	2,094	22.3	734	7.8	446	4.7
Lackawanna	1,388	31.9	1,121	25.8	735	16.9	415	9.6	397	9.1	230	5.3
Lancaster	4,980	44.7	1,716	15.4	1,462	13.1	1,555	13.9	945	8.5	421	3.8
Lehigh	2,544	29.1	2,935	33.6	1,209	13.8	1,254	14.4	451	5.2	276	3.2
Luzerne	3,376	24.4	4,452	32.1	2,484	17.9	1,328	9.6	917	6.6	915	6.6
Northampton	2,560	43.5	682	11.6	891	15.2	711	12.1	476	8.1	230	3.9
Westmoreland	2,287	39.8	863	15.0	629	10.9	754	13.1	680	11.8	384	6.7
York	5,615	54.8	760	7.4	1,529	14.9	1,270	12.4	574	5.6	387	3.8
<b><u>4th Class Counties</u></b>												
Beaver	1,526	40.3	797	21.0	402	10.6	663	17.5	195	5.1	188	5.0
Butler	1,396	52.1	525	19.6	110	4.1	341	12.7	117	4.4	187	7.0
Cambria	1,728	57.1	497	16.4	172	5.7	301	9.9	239	7.9	79	2.6
Centre	1,649	45.8	1,300	36.1	235	6.5	203	5.6	91	2.5	110	3.1
Fayette	1,969	39.7	1,088	22.0	574	11.6	531	10.7	629	12.7	90	1.8
Franklin	1,550	55.3	535	19.1	180	6.4	292	10.4	130	4.6	52	1.9
Monroe	1,814	36.6	513	10.3	803	16.2	311	6.3	1,232	24.8	182	3.7
Schuylkill	1,767	36.7	137	2.8	990	20.6	636	13.2	749	15.6	447	9.3
Washington	2,823	32.3	959	11.0	1,337	15.3	1,336	15.3	1,275	14.6	860	9.8
<b><u>5th Class Counties</u></b>												
Adams	887	62.6	112	7.9	51	3.6	168	11.9	135	9.5	60	4.2
Blair	1,176	35.3	410	12.3	259	7.8	397	11.9	814	24.4	226	6.8
Lawrence	716	31.0	275	11.9	291	12.6	369	16.0	433	18.8	186	8.1
Lebanon	1,796	55.3	166	5.1	563	17.3	399	12.3	184	5.7	127	3.9
Lycoming	1,459	63.1	76	3.3	179	7.7	190	8.2	206	8.9	154	6.7
Mercer	1,069	51.9	213	10.3	227	11.0	177	8.6	271	13.1	78	3.8
Northumberland	1,411	38.7	220	6.0	953	26.1	410	11.2	485	13.3	114	3.1

Magisterial District Judge - 2019 Non-Traffic Processed and Inactive

	Diversions Disposition	% Uncategorized		%	Post- Dispositional Other	%	Pre-Dispositional Other	%	Cases Processed
<b><u>2nd Class County</u></b>									
Allegheny	3	<0.1	13	<0.1	282	0.8	0	--	34,222
<b><u>2A Class Counties</u></b>									
Bucks	53	0.6	15	0.2	76	0.9	0	--	8,544
Delaware	48	0.2	109	0.5	574	2.8	0	--	20,779
Montgomery	22	0.1	80	0.5	120	0.8	0	--	15,658
<b><u>3rd Class Counties</u></b>									
Berks	38	0.2	50	0.3	63	0.4	0	--	16,257
Chester	2	<0.1	42	0.5	16	0.2	0	--	9,245
Cumberland	0	--	110	2.3	29	0.6	0	--	4,828
Dauphin	99	1.0	81	0.8	54	0.6	0	--	9,754
Erie	101	1.1	34	0.4	20	0.2	0	--	9,407
Lackawanna	19	0.4	17	0.4	18	0.4	5	0.1	4,345
Lancaster	3	<0.1	31	0.3	34	0.3	0	--	11,147
Lehigh	23	0.3	12	0.1	33	0.4	1	<0.1	8,738
Luzerne	1	<0.1	64	0.5	312	2.3	0	--	13,849
Northampton	223	3.8	60	1.0	48	0.8	0	--	5,881
Westmoreland	115	2.0	22	0.4	15	0.3	0	--	5,749
York	74	0.7	22	0.2	22	0.2	0	--	10,253
<b><u>4th Class Counties</u></b>									
Beaver	0	--	1	<0.1	15	0.4	1	<0.1	3,788
Butler	0	--	1	<0.1	5	0.2	0	--	2,682
Cambria	0	--	11	0.4	0	--	0	--	3,027
Centre	3	0.1	7	0.2	3	0.1	0	--	3,601
Fayette	0	--	29	0.6	44	0.9	2	<0.1	4,956
Franklin	28	1.0	29	1.0	7	0.2	0	--	2,803
Monroe	92	1.9	5	0.1	9	0.2	0	--	4,961
Schuylkill	7	0.1	21	0.4	43	0.9	14	0.3	4,811
Washington	0	--	94	1.1	49	0.6	0	--	8,733
<b><u>5th Class Counties</u></b>									
Adams	0	--	2	0.1	1	0.1	0	--	1,416
Blair	11	0.3	16	0.5	27	0.8	0	--	3,336
Lawrence	3	0.1	13	0.6	22	1.0	0	--	2,308
Lebanon	0	--	3	0.1	8	0.2	0	--	3,246
Lycoming	6	0.3	4	0.2	38	1.6	0	--	2,312
Mercer	13	0.6	5	0.2	8	0.4	0	--	2,061
Northumberland	5	0.1	15	0.4	35	1.0	0	--	3,648

Magisterial District Judge - 2019 Non-Traffic Processed and Inactive

	Guilty Plea	% Dismissed	%	Pre- Dispositional Warrant	%	Trial Guilty	%	Withdrawn	%	Trial Not Guilty	%	
<b><u>6th Class Counties</u></b>												
Armstrong	794	37.5	278	13.1	166	7.8	356	16.8	250	11.8	233	11.0
Bedford	703	69.8	41	4.1	59	5.9	80	7.9	40	4.0	59	5.9
Bradford	570	58.9	123	12.7	52	5.4	123	12.7	73	7.5	16	1.7
Carbon	1,233	53.1	232	10.0	236	10.2	295	12.7	155	6.7	137	5.9
Clarion	543	64.6	75	8.9	44	5.2	87	10.4	42	5.0	48	5.7
Clearfield	1,122	64.6	190	10.9	94	5.4	195	11.2	65	3.7	66	3.8
Clinton	413	55.4	33	4.4	39	5.2	69	9.2	93	12.5	79	10.6
Columbia	1,111	61.7	91	5.1	159	8.8	138	7.7	228	12.7	70	3.9
Crawford	1,011	63.0	56	3.5	115	7.2	206	12.8	148	9.2	67	4.2
Elk	284	66.4	0	--	19	4.4	63	14.7	26	6.1	35	8.2
Greene	319	25.7	346	27.9	116	9.4	267	21.5	158	12.7	27	2.2
Huntingdon	611	65.3	49	5.2	36	3.9	111	11.9	78	8.3	48	5.1
Indiana	1,190	54.9	251	11.6	132	6.1	243	11.2	71	3.3	165	7.6
Jefferson	482	61.6	55	7.0	23	2.9	85	10.9	40	5.1	93	11.9
McKean	553	57.5	43	4.5	66	6.9	125	13.0	89	9.3	82	8.5
Mifflin	530	67.9	13	1.7	23	2.9	106	13.6	43	5.5	55	7.0
Perry	1,907	59.7	447	14.0	389	12.2	204	6.4	138	4.3	84	2.6
Pike	494	50.6	155	15.9	76	7.8	126	12.9	52	5.3	71	7.3
Somerset	1,009	64.7	19	1.2	39	2.5	190	12.2	114	7.3	157	10.1
Susquehanna	171	28.3	93	15.4	14	2.3	101	16.7	110	18.2	111	18.3
Tioga	450	49.3	179	19.6	36	3.9	52	5.7	133	14.6	43	4.7
Venango	670	60.4	90	8.1	86	7.8	138	12.4	76	6.9	29	2.6
Warren	439	66.5	18	2.7	18	2.7	62	9.4	40	6.1	45	6.8
Wayne	566	59.5	96	10.1	87	9.1	85	8.9	92	9.7	16	1.7
<b><u>7th Class Counties</u></b>												
Juniata	927	76.4	79	6.5	90	7.4	52	4.3	56	4.6	4	0.3
Snyder	449	66.2	47	6.9	42	6.2	96	14.2	29	4.3	14	2.1
Union	597	63.6	148	15.8	64	6.8	39	4.2	71	7.6	19	2.0
Wyoming	222	53.1	38	9.1	20	4.8	55	13.2	21	5.0	61	14.6
<b><u>8th Class Counties</u></b>												
Cameron	56	42.7	14	10.7	5	3.8	30	22.9	12	9.2	13	9.9
Forest	53	55.2	3	3.1	6	6.3	24	25.0	3	3.1	7	7.3
Fulton	166	55.9	49	16.5	12	4.0	24	8.1	10	3.4	35	11.8
Montour	166	74.8	4	1.8	14	6.3	8	3.6	15	6.8	15	6.8
Potter	198	63.7	14	4.5	8	2.6	36	11.6	36	11.6	18	5.8
Sullivan	98	61.3	19	11.9	17	10.6	12	7.5	2	1.3	10	6.3

Magisterial District Judge - 2019 Non-Traffic Processed and Inactive

	Diversions Disposition	%	Uncategorized	%	Post- Dispositional Other	%	Pre-Dispositional Other	%	Cases Processed
<b><u>6th Class Counties</u></b>									
Armstrong	3	0.1	32	1.5	3	0.1	0	--	2,115
Bedford	1	0.1	2	0.2	22	2.2	0	--	1,007
Bradford	4	0.4	5	0.5	1	0.1	0	--	967
Carbon	9	0.4	15	0.6	8	0.3	2	0.1	2,322
Clarion	0	--	0	--	1	0.1	0	--	840
Clearfield	1	0.1	1	0.1	2	0.1	0	--	1,736
Clinton	19	2.5	0	--	1	0.1	0	--	746
Columbia	1	0.1	1	0.1	1	0.1	0	--	1,800
Crawford	0	--	2	0.1	1	0.1	0	--	1,606
Elk	1	0.2	0	--	0	--	0	--	428
Greene	3	0.2	2	0.2	2	0.2	0	--	1,240
Huntingdon	0	--	2	0.2	0	--	0	--	935
Indiana	107	4.9	3	0.1	5	0.2	0	--	2,167
Jefferson	1	0.1	0	--	4	0.5	0	--	783
McKean	2	0.2	2	0.2	0	--	0	--	962
Mifflin	8	1.0	3	0.4	0	--	0	--	781
Perry	0	--	4	0.1	23	0.7	0	--	3,196
Pike	0	--	2	0.2	0	--	0	--	976
Somerset	0	--	30	1.9	1	0.1	1	0.1	1,560
Susquehanna	2	0.3	2	0.3	1	0.2	0	--	605
Tioga	0	--	16	1.8	3	0.3	0	--	912
Venango	13	1.2	3	0.3	4	0.4	0	--	1,109
Warren	35	5.3	3	0.5	0	--	0	--	660
Wayne	0	--	8	0.8	1	0.1	0	--	951
<b><u>7th Class Counties</u></b>									
Juniata	0	--	3	0.2	2	0.2	0	--	1,213
Snyder	0	--	0	--	1	0.1	0	--	678
Union	0	--	0	--	0	--	0	--	938
Wyoming	0	--	1	0.2	0	--	0	--	418
<b><u>8th Class Counties</u></b>									
Cameron	0	--	1	0.8	0	--	0	--	131
Forest	0	--	0	--	0	--	0	--	96
Fulton	0	--	1	0.3	0	--	0	--	297
Montour	0	--	0	--	0	--	0	--	222
Potter	0	--	1	0.3	0	--	0	--	311
Sullivan	0	--	0	--	2	1.3	0	--	160

Magisterial District Judge - 2019 Age of Pending Non-Traffic

	0-60 Days	%	61-120 Days	%	121-180 Days	%	181-240 Days	%	241-300 Days	%	301-360 Days	%	Over 360 Days	%
<b><u>2nd Class County</u></b>														
Allegheny	3,442	28.9	1,952	16.4	812	6.8	491	4.1	279	2.3	275	2.3	4,676	39.2
<b><u>2A Class Counties</u></b>														
Bucks	874	55.6	421	26.8	156	9.9	66	4.2	24	1.5	16	1.0	15	1.0
Delaware	2,031	32.5	1,940	31.1	735	11.8	419	6.7	239	3.8	154	2.5	724	11.6
Montgomery	1,521	32.1	674	14.2	412	8.7	343	7.2	160	3.4	117	2.5	1,518	32.0
<b><u>3rd Class Counties</u></b>														
Berks	750	59.1	334	26.3	73	5.7	28	2.2	35	2.8	13	1.0	37	2.9
Chester	780	49.7	506	32.2	134	8.5	52	3.3	44	2.8	17	1.1	36	2.3
Cumberland	423	57.6	213	29.0	52	7.1	11	1.5	9	1.2	6	0.8	20	2.7
Dauphin	751	41.4	377	20.8	147	8.1	81	4.5	57	3.1	37	2.0	363	20.0
Erie	1,052	63.0	321	19.2	86	5.1	62	3.7	26	1.6	12	0.7	111	6.6
Lackawanna	509	23.5	249	11.5	81	3.7	68	3.1	69	3.2	27	1.2	1,166	53.8
Lancaster	890	51.0	364	20.8	104	6.0	57	3.3	29	1.7	16	0.9	286	16.4
Lehigh	816	66.3	241	19.6	56	4.6	29	2.4	22	1.8	9	0.7	57	4.6
Luzerne	880	34.1	484	18.8	183	7.1	156	6.1	78	3.0	53	2.1	743	28.8
Northampton	389	62.0	140	22.3	23	3.7	17	2.7	7	1.1	4	0.6	47	7.5
Westmoreland	530	45.1	243	20.7	64	5.5	44	3.7	27	2.3	22	1.9	244	20.8
York	732	69.5	146	13.9	28	2.7	25	2.4	23	2.2	13	1.2	86	8.2
<b><u>4th Class Counties</u></b>														
Beaver	399	32.6	209	17.1	77	6.3	49	4.0	35	2.9	22	1.8	434	35.4
Butler	200	59.7	95	28.4	7	2.1	2	0.6	1	0.3	2	0.6	28	8.4
Cambria	286	57.2	128	25.6	44	8.8	5	1.0	4	0.8	2	0.4	31	6.2
Centre	228	54.7	162	38.8	10	2.4	7	1.7	0	--	0	--	10	2.4
Fayette	362	66.7	108	19.9	23	4.2	27	5.0	16	2.9	3	0.6	4	0.7
Franklin	170	38.2	74	16.6	38	8.5	7	1.6	11	2.5	6	1.3	139	31.2
Monroe	388	47.3	204	24.9	47	5.7	40	4.9	17	2.1	12	1.5	112	13.7
Schuylkill	329	29.2	182	16.2	129	11.5	84	7.5	50	4.4	23	2.0	328	29.2
Washington	542	47.3	314	27.4	133	11.6	33	2.9	38	3.3	8	0.7	78	6.8
<b><u>5th Class Counties</u></b>														
Adams	118	55.7	71	33.5	8	3.8	7	3.3	2	0.9	0	--	6	2.8
Blair	531	67.5	142	18.0	47	6.0	14	1.8	10	1.3	14	1.8	29	3.7
Lawrence	208	41.9	111	22.3	78	15.7	38	7.6	9	1.8	2	0.4	51	10.3
Lebanon	271	68.3	67	16.9	7	1.8	19	4.8	8	2.0	1	0.3	24	6.0
Lycoming	186	61.0	47	15.4	17	5.6	12	3.9	5	1.6	7	2.3	31	10.2
Mercer	131	59.5	36	16.4	20	9.1	5	2.3	3	1.4	7	3.2	18	8.2
Northumberland	286	37.9	72	9.5	92	12.2	39	5.2	28	3.7	18	2.4	220	29.1

Magisterial District Judge - 2019 Age of Pending Non-Traffic

	0-60		61-120		121-180		181-240		241-300		301-360		Over 360	
	Days	%	Days	%	Days	%	Days	%	Days	%	Days	%	Days	%
<b><u>6th Class Counties</u></b>														
Armstrong	185	66.5	72	25.9	12	4.3	2	0.7	1	0.4	1	0.4	5	1.8
Bedford	101	65.6	25	16.2	6	3.9	3	1.9	0	--	2	1.3	17	11.0
Bradford	116	68.2	24	14.1	7	4.1	7	4.1	3	1.8	0	--	13	7.6
Carbon	175	65.8	48	18.0	14	5.3	10	3.8	2	0.8	0	--	17	6.4
Clarion	67	72.8	12	13.0	9	9.8	4	4.3	0	--	0	--	0	--
Clearfield	132	63.2	31	14.8	10	4.8	8	3.8	8	3.8	3	1.4	17	8.1
Clinton	62	84.9	8	11.0	0	--	1	1.4	1	1.4	0	--	1	1.4
Columbia	162	76.8	29	13.7	5	2.4	7	3.3	3	1.4	1	0.5	4	1.9
Crawford	173	73.9	29	12.4	6	2.6	0	--	0	--	1	0.4	25	10.7
Elk	40	80.0	2	4.0	2	4.0	1	2.0	0	--	2	4.0	3	6.0
Greene	85	49.1	40	23.1	6	3.5	15	8.7	19	11.0	6	3.5	2	1.2
Huntingdon	77	87.5	5	5.7	2	2.3	1	1.1	1	1.1	0	--	2	2.3
Indiana	138	57.3	76	31.5	7	2.9	8	3.3	4	1.7	2	0.8	6	2.5
Jefferson	123	79.9	16	10.4	5	3.2	4	2.6	0	--	0	--	6	3.9
McKean	76	47.8	29	18.2	7	4.4	4	2.5	7	4.4	6	3.8	30	18.9
Mifflin	80	88.9	7	7.8	0	--	0	--	1	1.1	0	--	2	2.2
Perry	108	52.9	25	12.3	6	2.9	4	2.0	16	7.8	1	0.5	44	21.6
Pike	89	51.7	24	14.0	10	5.8	20	11.6	8	4.7	2	1.2	19	11.0
Somerset	87	65.4	19	14.3	0	--	1	0.8	0	--	0	--	26	19.5
Susquehanna	85	56.7	22	14.7	8	5.3	11	7.3	0	--	2	1.3	22	14.7
Tioga	73	60.3	28	23.1	14	11.6	0	--	2	1.7	0	--	4	3.3
Venango	87	78.4	17	15.3	1	0.9	2	1.8	0	--	0	--	4	3.6
Warren	96	73.3	15	11.5	9	6.9	3	2.3	2	1.5	0	--	6	4.6
Wayne	54	35.3	10	6.5	18	11.8	0	--	3	2.0	4	2.6	64	41.8
<b><u>7th Class Counties</u></b>														
Juniata	41	9.1	182	40.5	2	0.4	0	--	0	--	0	--	224	49.9
Snyder	100	87.0	13	11.3	1	0.9	1	0.9	0	--	0	--	0	--
Union	109	70.8	36	23.4	1	0.6	1	0.6	2	1.3	0	--	5	3.2
Wyoming	34	64.2	11	20.8	1	1.9	1	1.9	0	--	5	9.4	1	1.9
<b><u>8th Class Counties</u></b>														
Cameron	16	76.2	3	14.3	1	4.8	0	--	0	--	0	--	1	4.8
Forest	6	15.4	4	10.3	1	2.6	3	7.7	5	12.8	5	12.8	15	38.5
Fulton	40	46.5	9	10.5	1	1.2	1	1.2	2	2.3	0	--	33	38.4
Montour	27	23.3	16	13.8	12	10.3	12	10.3	4	3.4	2	1.7	43	37.1
Potter	14	70.0	3	15.0	0	--	0	--	0	--	0	--	3	15.0
Sullivan	35	89.7	2	5.1	0	--	0	--	0	--	1	2.6	1	2.6

## 2019 Magisterial District Judge State Totals Arrest Warrants

	Criminal	Private Summary Complaints	Private Criminal Complaints	Traffic	Non-Traffic
<b><u>Pre-Dispositional Arrest Warrants</u></b>					
Pending from Prior Period	29,105	45,624	5,675	667,569	248,831
Issued	55,447	9,556	788	414,741	70,862
<b>Total Warrants</b>	<b>84,552</b>	<b>55,180</b>	<b>6,463</b>	<b>1,082,310</b>	<b>319,693</b>
Returned Served	44,754	3,627	472	174,724	30,078
Cancelled	10,755	5,798	460	209,775	46,468
<b>Total Removed from Inventory</b>	<b>55,509</b>	<b>9,425</b>	<b>932</b>	<b>384,499</b>	<b>76,546</b>
Pending 0-30 Days	2,214	412	40	22,292	3,837
Pending 31-60 Days	1,365	359	83	17,975	3,467
Pending Over 60 Days	25,464	44,984	5,408	657,544	235,843
<b>Total Pending Warrants at Year End</b>	<b>29,043</b>	<b>45,755</b>	<b>5,531</b>	<b>697,811</b>	<b>243,147</b>
<b><u>Post-Dispositional Arrest Warrants</u></b>					
Pending from Prior Period	2,361	65,409	378	553,965	278,641
Issued	487	20,895	20	388,484	106,056
<b>Total Warrants</b>	<b>2,848</b>	<b>86,304</b>	<b>398</b>	<b>942,449</b>	<b>384,697</b>
Returned Served	180	8,316	8	190,998	49,248
Cancelled	385	11,963	23	160,402	51,097
<b>Total Removed from Inventory</b>	<b>565</b>	<b>20,279</b>	<b>31</b>	<b>351,400</b>	<b>100,345</b>
Pending 0-30 Days	5	885	0	20,557	5,635
Pending 31-60 Days	4	691	1	15,614	4,437
Pending Over 60 Days	2,274	64,449	366	554,878	274,280
<b>Total Pending Warrants at Year End</b>	<b>2,283</b>	<b>66,025</b>	<b>367</b>	<b>591,049</b>	<b>284,352</b>

Magisterial District Judge - 2019 Criminal Pre-Dispositional Arrest Warrants

	Pending from Prior Period	Issued	Total Warrants	Returned Served	Cancelled	Total Removed from Inventory	Pending:			Total Pending Warrants at Year End
							0-30 Days	31-60 Days	Over 60 Days	
<b><u>2nd Class County</u></b>										
Allegheny	2,461	11,553	14,014	8,661	2,704	11,365	466	240	1,943	2,649
<b><u>2A Class Counties</u></b>										
Bucks	911	1,969	2,880	1,804	158	1,962	67	47	804	918
Delaware	3,621	2,765	6,386	2,292	515	2,807	112	68	3,399	3,579
Montgomery	1,639	2,592	4,231	2,267	406	2,673	99	69	1,390	1,558
<b><u>3rd Class Counties</u></b>										
Berks	1,244	2,187	3,431	2,046	231	2,277	84	60	1,010	1,154
Chester	1,180	2,007	3,187	1,716	244	1,960	110	68	1,049	1,227
Cumberland	380	978	1,358	735	246	981	43	23	311	377
Dauphin	1,781	2,085	3,866	1,703	368	2,071	82	59	1,654	1,795
Erie	417	1,110	1,527	927	183	1,110	52	33	332	417
Lackawanna	1,177	1,480	2,657	1,143	334	1,477	61	52	1,067	1,180
Lancaster	1,689	2,569	4,258	1,906	746	2,652	99	73	1,434	1,606
Lehigh	1,726	1,392	3,118	1,258	153	1,411	73	38	1,596	1,707
Luzerne	1,305	1,635	2,940	1,281	353	1,634	54	48	1,204	1,306
Northampton	544	1,307	1,851	1,186	104	1,290	43	24	494	561
Westmoreland	770	2,167	2,937	1,850	251	2,101	109	50	677	836
York	1,262	1,541	2,803	1,128	540	1,668	60	26	1,049	1,135
<b><u>4th Class Counties</u></b>										
Beaver	616	998	1,614	831	135	966	53	35	560	648
Butler	205	545	750	401	160	561	11	8	170	189
Cambria	209	785	994	513	273	786	19	14	175	208
Centre	136	308	444	259	44	303	5	6	130	141
Fayette	290	1,059	1,349	959	56	1,015	49	39	246	334
Franklin	221	502	723	399	73	472	17	15	219	251
Monroe	701	985	1,686	735	247	982	36	31	637	704
Schuylkill	385	846	1,231	717	124	841	37	21	332	390
Washington	595	658	1,253	454	249	703	36	15	499	550
<b><u>5th Class Counties</u></b>										
Adams	147	211	358	156	55	211	6	5	136	147
Blair	279	768	1,047	616	197	813	29	16	189	234
Lawrence	228	376	604	331	48	379	12	17	196	225
Lebanon	244	320	564	262	65	327	11	5	221	237
Lycoming	187	699	886	661	48	709	30	10	137	177
Mercer	290	777	1,067	640	151	791	21	11	244	276
Northumberland	225	467	692	356	152	508	18	10	156	184



Magisterial District Judge - 2019 Criminal Pre-Dispositional Arrest Warrants

	Pending from Prior Period	Total Issued	Total Warrants	Returned Served	Cancelled	Total Removed from Inventory	Pending:			Total Pending Warrants at Year End
							0-30 Days	31-60 Days	Over 60 Days	
<b><u>6th Class Counties</u></b>										
Armstrong	97	310	407	222	70	292	13	12	90	115
Bedford	76	176	252	147	35	182	8	4	58	70
Bradford	140	366	506	272	80	352	8	7	139	154
Carbon	157	361	518	321	27	348	15	10	145	170
Clarion	19	177	196	142	31	173	6	1	16	23
Clearfield	227	196	423	165	29	194	2	6	221	229
Clinton	29	310	339	142	151	293	11	4	31	46
Columbia	69	337	406	276	54	330	12	6	58	76
Crawford	51	202	253	166	42	208	12	4	29	45
Elk	69	212	281	157	53	210	7	4	60	71
Greene	47	201	248	184	21	205	6	6	31	43
Huntingdon	48	140	188	132	24	156	4	0	28	32
Indiana	64	269	333	214	47	261	15	9	48	72
Jefferson	32	78	110	63	15	78	2	1	29	32
McKean	90	130	220	104	27	131	1	6	82	89
Mifflin	26	163	189	151	12	163	6	3	17	26
Perry	29	110	139	76	33	109	3	4	23	30
Pike	106	153	259	107	34	141	7	3	108	118
Somerset	42	247	289	201	37	238	7	4	40	51
Susquehanna	107	162	269	105	48	153	4	6	106	116
Tioga	39	86	125	63	25	88	3	1	33	37
Venango	96	299	395	260	46	306	14	4	71	89
Warren	45	190	235	110	59	169	11	5	50	66
Wayne	100	201	301	150	41	191	9	6	95	110
<b><u>7th Class Counties</u></b>										
Juniata	11	92	103	79	11	90	6	2	5	13
Snyder	51	149	200	136	13	149	5	1	45	51
Union	31	75	106	60	19	79	0	0	27	27
Wyoming	47	123	170	115	11	126	4	3	37	44
<b><u>8th Class Counties</u></b>										
Cameron	7	22	29	16	7	23	0	0	6	6
Forest	2	14	16	13	0	13	1	1	1	3
Fulton	17	40	57	32	8	40	2	1	14	17
Montour	31	70	101	67	6	73	3	0	25	28
Potter	29	104	133	83	20	103	0	3	27	30
Sullivan	9	41	50	30	6	36	3	2	9	14

Magisterial District Judge - 2019 Criminal Post-Dispositional Arrest Warrants

	Pending from Prior Period	Total Issued	Total Warrants	Returned Served	Cancelled	Total Removed from Inventory	Pending:			Total Pending Warrants at Year End
							0-30 Days	31-60 Days	Over 60 Days	
<b><u>2nd Class County</u></b>										
Allegheny	70	140	210	27	114	141	1	0	68	69
<b><u>2A Class Counties</u></b>										
Bucks	5	3	8	1	2	3	0	0	5	5
Delaware	68	8	76	3	9	12	0	0	64	64
Montgomery	262	17	279	3	21	24	0	1	254	255
<b><u>3rd Class Counties</u></b>										
Berks	27	9	36	4	7	11	0	0	25	25
Chester	352	8	360	8	7	15	0	0	345	345
Cumberland	8	13	21	1	12	13	1	0	7	8
Dauphin	336	8	344	6	10	16	0	0	328	328
Erie	36	10	46	4	8	12	0	1	33	34
Lackawanna	121	40	161	22	20	42	0	2	117	119
Lancaster	150	18	168	5	15	20	0	0	148	148
Lehigh	29	6	35	0	6	6	1	0	28	29
Luzerne	131	14	145	1	20	21	0	0	124	124
Northampton	41	15	56	12	5	17	0	0	39	39
Westmoreland	32	37	69	18	20	38	0	0	31	31
York	237	4	241	1	5	6	0	0	235	235
<b><u>4th Class Counties</u></b>										
Beaver	24	7	31	2	6	8	0	0	23	23
Butler	21	1	22	1	0	1	0	0	21	21
Cambria	0	4	4	3	1	4	0	0	0	0
Centre	0	0	0	0	0	0	0	0	0	0
Fayette	2	8	10	3	5	8	0	0	2	2
Franklin	4	2	6	0	2	2	0	0	4	4
Monroe	83	11	94	2	9	11	2	0	81	83
Schuylkill	6	2	8	3	0	3	0	0	5	5
Washington	44	1	45	1	2	3	0	0	42	42
<b><u>5th Class Counties</u></b>										
Adams	11	0	11	0	0	0	0	0	11	11
Blair	12	16	28	9	8	17	0	0	11	11
Lawrence	3	0	3	0	0	0	0	0	3	3
Lebanon	0	1	1	0	1	1	0	0	0	0
Lycoming	21	9	30	6	4	10	0	0	20	20
Mercer	16	8	24	3	9	12	0	0	12	12
Northumberland	45	10	55	6	8	14	0	0	41	41

Magisterial District Judge - 2019 Criminal Post-Dispositional Arrest Warrants

	Pending from Prior Period	Total Issued	Total Warrants	Returned Served	Cancelled	Total Removed from Inventory	Pending:			Total Pending Warrants at Year End
							0-30 Days	31-60 Days	Over 60 Days	
<b><u>6th Class Counties</u></b>										
Armstrong	8	5	13	1	4	5	0	0	8	8
Bedford	1	1	2	0	1	1	0	0	1	1
Bradford	11	3	14	4	8	12	0	0	2	2
Carbon	0	0	0	0	0	0	0	0	0	0
Clarion	4	0	4	0	0	0	0	0	4	4
Clearfield	29	3	32	0	5	5	0	0	27	27
Clinton	0	0	0	0	0	0	0	0	0	0
Columbia	1	0	1	0	0	0	0	0	1	1
Crawford	3	3	6	2	1	3	0	0	3	3
Elk	0	6	6	3	3	6	0	0	0	0
Greene	2	3	5	4	0	4	0	0	1	1
Huntingdon	1	0	1	0	0	0	0	0	1	1
Indiana	1	0	1	0	0	0	0	0	1	1
Jefferson	1	1	2	1	0	1	0	0	1	1
McKean	4	0	4	0	1	1	0	0	3	3
Mifflin	0	5	5	5	0	5	0	0	0	0
Perry	0	0	0	0	0	0	0	0	0	0
Pike	13	0	13	0	0	0	0	0	13	13
Somerset	2	1	3	1	0	1	0	0	2	2
Susquehanna	9	1	10	0	1	1	0	0	9	9
Tioga	4	2	6	0	0	0	0	0	6	6
Venango	23	3	26	0	3	3	0	0	23	23
Warren	1	5	6	1	4	5	0	0	1	1
Wayne	25	2	27	0	4	4	0	0	23	23
<b><u>7th Class Counties</u></b>										
Juniata	0	1	1	1	0	1	0	0	0	0
Snyder	5	3	8	0	5	5	0	0	3	3
Union	13	6	19	2	6	8	0	0	11	11
Wyoming	0	0	0	0	0	0	0	0	0	0
<b><u>8th Class Counties</u></b>										
Cameron	0	0	0	0	0	0	0	0	0	0
Forest	0	1	1	0	1	1	0	0	0	0
Fulton	2	1	3	0	1	1	0	0	2	2
Montour	0	0	0	0	0	0	0	0	0	0
Potter	0	0	0	0	0	0	0	0	0	0
Sullivan	1	1	2	0	1	1	0	0	1	1

Magisterial District Judge - 2019 Private Summary Complaints Pre-Dispositional Arrest Warrants

	Pending from Prior Period	Issued	Total Warrants	Returned Served	Cancelled	Total Removed from Inventory	Pending:			Total Pending Warrants at Year End
							0-30 Days	31-60 Days	Over 60 Days	
<b><u>2nd Class County</u></b>										
Allegheny	11,071	2,467	13,538	459	1,327	1,786	99	139	11,514	11,752
<b><u>2A Class Counties</u></b>										
Bucks	115	3	118	3	1	4	1	0	113	114
Delaware	2,039	104	2,143	57	55	112	2	1	2,028	2,031
Montgomery	1,224	78	1,302	4	88	92	3	2	1,205	1,210
<b><u>3rd Class Counties</u></b>										
Berks	583	260	843	175	116	291	13	3	536	552
Chester	25	5	30	2	5	7	0	1	22	23
Cumberland	545	286	831	8	285	293	6	3	529	538
Dauphin	8,516	101	8,617	71	236	307	2	1	8,307	8,310
Erie	939	241	1,180	105	210	315	22	12	831	865
Lackawanna	577	156	733	51	119	170	8	6	549	563
Lancaster	363	86	449	47	106	153	2	2	292	296
Lehigh	660	65	725	45	385	430	0	1	294	295
Luzerne	2,324	147	2,471	30	275	305	9	9	2,148	2,166
Northampton	99	70	169	49	24	73	0	1	95	96
Westmoreland	2,835	461	3,296	340	225	565	20	17	2,694	2,731
York	1,926	888	2,814	293	578	871	31	7	1,905	1,943
<b><u>4th Class Counties</u></b>										
Beaver	718	82	800	25	30	55	2	1	742	745
Butler	309	36	345	26	21	47	2	2	294	298
Cambria	263	67	330	31	147	178	4	2	146	152
Centre	10	9	19	3	7	10	0	0	9	9
Fayette	355	1,237	1,592	466	113	579	55	59	899	1,013
Franklin	368	145	513	111	100	211	1	2	299	302
Monroe	1,897	142	2,039	18	90	108	1	12	1,918	1,931
Schuylkill	99	4	103	1	7	8	1	2	92	95
Washington	970	61	1,031	30	39	69	3	0	959	962
<b><u>5th Class Counties</u></b>										
Adams	232	643	875	465	157	622	12	12	229	253
Blair	684	127	811	71	118	189	2	2	618	622
Lawrence	47	7	54	5	7	12	0	0	42	42
Lebanon	9	44	53	13	10	23	0	0	30	30
Lycoming	663	66	729	21	56	77	2	1	649	652
Mercer	241	211	452	76	86	162	19	15	256	290
Northumberland	511	264	775	60	82	142	2	9	622	633

Magisterial District Judge - 2019 Private Summary Complaints Pre-Dispositional Arrest Warrants

	Pending from Prior Period	Total Issued	Total Warrants	Returned Served	Cancelled	Total Removed from Inventory	Pending:			Total Pending Warrants at Year End
							0-30 Days	31-60 Days	Over 60 Days	
<b><u>6th Class Counties</u></b>										
Armstrong	35	24	59	13	28	41	1	6	11	18
Bedford	260	21	281	6	8	14	0	0	267	267
Bradford	38	55	93	28	14	42	4	3	44	51
Carbon	2	5	7	2	1	3	1	0	3	4
Clarion	117	23	140	5	18	23	1	0	116	117
Clearfield	612	22	634	21	3	24	4	0	606	610
Clinton	6	3	9	0	0	0	0	0	9	9
Columbia	67	78	145	6	83	89	0	0	56	56
Crawford	377	68	445	20	45	65	2	1	377	380
Elk	35	39	74	4	26	30	3	1	40	44
Greene	207	127	334	99	128	227	4	0	103	107
Huntingdon	6	6	12	3	5	8	0	1	3	4
Indiana	114	60	174	31	34	65	1	2	106	109
Jefferson	52	61	113	40	30	70	0	0	43	43
McKean	105	36	141	16	18	34	0	3	104	107
Mifflin	23	47	70	28	14	42	2	3	23	28
Perry	1,457	155	1,612	57	136	193	50	8	1,361	1,419
Pike	70	1	71	2	2	4	0	0	67	67
Somerset	42	5	47	5	7	12	0	0	35	35
Susquehanna	40	0	40	0	4	4	0	0	36	36
Tioga	6	0	6	0	2	2	0	0	4	4
Venango	43	74	117	50	34	84	2	1	30	33
Warren	57	8	65	3	3	6	0	0	59	59
Wayne	271	20	291	7	14	21	11	0	259	270
<b><u>7th Class Counties</u></b>										
Juniata	12	5	17	3	6	9	0	0	8	8
Snyder	86	15	101	8	10	18	1	0	82	83
Union	25	8	33	3	3	6	0	0	27	27
Wyoming	136	7	143	4	1	5	0	2	136	138
<b><u>8th Class Counties</u></b>										
Cameron	0	1	1	0	0	0	1	0	0	1
Forest	4	1	5	0	0	0	0	0	5	5
Fulton	10	0	10	0	0	0	0	0	10	10
Montour	89	18	107	2	16	18	0	4	85	89
Potter	0	0	0	0	0	0	0	0	0	0
Sullivan	3	0	3	0	0	0	0	0	3	3

Magisterial District Judge - 2019 Private Summary Complaints Post-Dispositional Arrest Warrants

	Pending from Prior Period	Issued	Total Warrants	Returned Served	Cancelled	Total Removed from Inventory	Pending:			Total Pending Warrants at Year End
							0-30 Days	31-60 Days	Over 60 Days	
<b><u>2nd Class County</u></b>										
Allegheny	17,194	3,767	20,961	1,399	1,728	3,127	161	187	17,486	17,834
<b><u>2A Class Counties</u></b>										
Bucks	378	10	388	4	12	16	0	0	372	372
Delaware	5,290	340	5,630	145	100	245	7	22	5,356	5,385
Montgomery	2,315	363	2,678	67	259	326	36	21	2,295	2,352
<b><u>3rd Class Counties</u></b>										
Berks	1,839	360	2,199	158	245	403	7	5	1,784	1,796
Chester	92	48	140	38	26	64	3	1	72	76
Cumberland	739	632	1,371	100	607	707	26	21	617	664
Dauphin	4,511	581	5,092	237	319	556	32	30	4,474	4,536
Erie	1,763	672	2,435	350	368	718	24	22	1,671	1,717
Lackawanna	1,923	640	2,563	57	578	635	7	26	1,895	1,928
Lancaster	1,620	240	1,860	215	70	285	10	19	1,546	1,575
Lehigh	1,097	124	1,221	56	94	150	2	3	1,066	1,071
Luzerne	6,691	433	7,124	111	478	589	30	25	6,480	6,535
Northampton	1,768	193	1,961	156	23	179	3	2	1,777	1,782
Westmoreland	2,556	684	3,240	555	132	687	24	40	2,489	2,553
York	2,985	4,221	7,206	712	3,389	4,101	153	73	2,879	3,105
<b><u>4th Class Counties</u></b>										
Beaver	936	322	1,258	198	97	295	7	6	950	963
Butler	216	75	291	34	101	135	6	2	148	156
Cambria	461	282	743	167	403	570	15	7	151	173
Centre	39	50	89	14	48	62	3	0	24	27
Fayette	524	825	1,349	627	76	703	63	19	564	646
Franklin	306	477	783	356	151	507	13	17	246	276
Monroe	646	136	782	43	46	89	3	11	679	693
Schuylkill	122	5	127	2	18	20	0	0	107	107
Washington	2,239	194	2,433	100	132	232	3	5	2,193	2,201
<b><u>5th Class Counties</u></b>										
Adams	465	622	1,087	388	202	590	22	7	468	497
Blair	440	392	832	277	149	426	3	12	391	406
Lawrence	104	42	146	17	21	38	0	1	107	108
Lebanon	36	63	99	42	26	68	6	2	23	31
Lycoming	513	215	728	64	170	234	10	7	477	494
Mercer	537	438	975	253	134	387	34	20	534	588
Northumberland	631	916	1,547	93	341	434	54	18	1,041	1,113

Magisterial District Judge - 2019 Private Summary Complaints Post-Dispositional Arrest Warrants

	Pending from Prior Period	Issued	Total Warrants	Returned Served	Cancelled	Total Removed from Inventory	Pending:			Total Pending Warrants at Year End
							0-30 Days	31-60 Days	Over 60 Days	
<b><u>6th Class Counties</u></b>										
Armstrong	79	66	145	29	65	94	0	0	51	51
Bedford	148	63	211	14	38	52	1	4	154	159
Bradford	98	206	304	125	68	193	5	1	105	111
Carbon	39	45	84	22	10	32	0	0	52	52
Clarion	31	58	89	18	35	53	2	2	32	36
Clearfield	358	71	429	60	19	79	0	0	350	350
Clinton	1	7	8	2	4	6	1	0	1	2
Columbia	189	232	421	30	199	229	17	5	170	192
Crawford	260	63	323	24	51	75	0	3	245	248
Elk	28	39	67	14	22	36	5	0	26	31
Greene	232	328	560	291	102	393	4	0	163	167
Huntingdon	6	18	24	10	8	18	2	0	4	6
Indiana	49	40	89	25	21	46	1	2	40	43
Jefferson	63	100	163	51	48	99	4	2	58	64
McKean	390	196	586	83	107	190	16	11	369	396
Mifflin	8	24	32	15	7	22	1	0	9	10
Perry	139	112	251	60	64	124	7	3	117	127
Pike	107	2	109	0	47	47	0	0	62	62
Somerset	82	39	121	18	13	31	0	2	88	90
Susquehanna	160	6	166	2	12	14	0	2	150	152
Tioga	132	30	162	5	26	31	3	0	128	131
Venango	559	375	934	225	161	386	12	10	526	548
Warren	85	13	98	3	9	12	0	0	86	86
Wayne	691	69	760	29	53	82	17	3	658	678
<b><u>7th Class Counties</u></b>										
Juniata	4	14	18	11	0	11	2	1	4	7
Snyder	240	252	492	90	182	272	17	9	194	220
Union	60	36	96	10	31	41	1	0	54	55
Wyoming	96	5	101	7	1	8	0	0	93	93
<b><u>8th Class Counties</u></b>										
Cameron	16	2	18	0	4	4	0	0	14	14
Forest	7	0	7	0	0	0	0	0	7	7
Fulton	25	7	32	4	4	8	0	0	24	24
Montour	38	13	51	4	5	9	0	0	42	42
Potter	9	2	11	0	2	2	0	0	9	9
Sullivan	4	0	4	0	2	2	0	0	2	2

Magisterial District Judge - 2019 Private Criminal Complaints Pre-Dispositional Arrest Warrants

	Pending from Prior Period	Total Issued	Total Warrants	Returned Served	Cancelled	Total Removed from Inventory	Pending:			Total Pending Warrants at Year End
							0-30 Days	31-60 Days	Over 60 Days	
<b><u>2nd Class County</u></b>										
Allegheny	308	204	512	127	68	195	8	5	304	317
<b><u>2A Class Counties</u></b>										
Bucks	8	0	8	2	0	2	0	0	6	6
Delaware	754	10	764	7	5	12	1	0	751	752
Montgomery	10	2	12	2	2	4	0	0	8	8
<b><u>3rd Class Counties</u></b>										
Berks	8	2	10	3	0	3	0	0	7	7
Chester	29	3	32	4	6	10	0	0	22	22
Cumberland	11	2	13	1	4	5	0	1	7	8
Dauphin	661	4	665	5	9	14	0	0	651	651
Erie	80	72	152	35	21	56	10	5	81	96
Lackawanna	310	112	422	19	87	106	2	54	260	316
Lancaster	329	57	386	18	14	32	2	6	346	354
Lehigh	462	12	474	6	26	32	1	0	441	442
Luzerne	348	30	378	11	9	20	6	1	351	358
Northampton	60	36	96	34	6	40	1	0	55	56
Westmoreland	648	170	818	147	16	163	7	6	642	655
York	111	0	111	0	1	1	0	0	110	110
<b><u>4th Class Counties</u></b>										
Beaver	58	0	58	0	3	3	0	0	55	55
Butler	27	5	32	4	0	4	0	0	28	28
Cambria	34	2	36	1	5	6	0	0	30	30
Centre	1	0	1	0	1	1	0	0	0	0
Fayette	44	4	48	5	2	7	0	1	40	41
Franklin	51	9	60	6	1	7	0	0	53	53
Monroe	301	0	301	2	2	4	0	0	297	297
Schuylkill	22	0	22	0	14	14	0	0	8	8
Washington	175	2	177	0	3	3	0	0	174	174
<b><u>5th Class Counties</u></b>										
Adams	82	0	82	1	0	1	0	0	81	81
Blair	204	16	220	4	128	132	0	1	87	88
Lawrence	3	0	3	0	0	0	0	0	3	3
Lebanon	0	0	0	0	0	0	0	0	0	0
Lycoming	40	0	40	0	2	2	0	0	38	38
Mercer	7	1	8	0	0	0	0	0	8	8
Northumberland	2	0	2	0	0	0	0	0	2	2



Magisterial District Judge - 2019 Private Criminal Complaints Pre-Dispositional Arrest Warrants

	Pending from Prior Period	Total Issued	Total Warrants	Returned Served	Cancelled	Total Removed from Inventory	Pending:			Total Pending Warrants at Year End
							0-30 Days	31-60 Days	Over 60 Days	
<b><u>6th Class Counties</u></b>										
Armstrong	3	0	3	0	0	0	0	0	3	3
Bedford	19	1	20	0	2	2	0	0	18	18
Bradford	58	2	60	1	1	2	0	0	58	58
Carbon	0	1	1	1	0	1	0	0	0	0
Clarion	2	2	4	1	2	3	0	0	1	1
Clearfield	189	2	191	5	1	6	0	0	185	185
Clinton	0	1	1	0	0	0	1	0	0	1
Columbia	7	1	8	1	0	1	0	0	7	7
Crawford	8	1	9	1	3	4	0	0	5	5
Elk	0	1	1	0	0	0	0	0	1	1
Greene	7	3	10	4	3	7	0	0	3	3
Huntingdon	0	0	0	0	0	0	0	0	0	0
Indiana	1	0	1	0	0	0	0	0	1	1
Jefferson	9	4	13	3	1	4	0	1	8	9
McKean	50	2	52	2	5	7	0	0	45	45
Mifflin	3	2	5	2	0	2	0	0	3	3
Perry	0	0	0	0	0	0	0	0	0	0
Pike	16	0	16	0	0	0	0	0	16	16
Somerset	3	2	5	0	1	1	0	1	3	4
Susquehanna	0	0	0	0	0	0	0	0	0	0
Tioga	0	0	0	0	0	0	0	0	0	0
Venango	0	0	0	0	0	0	0	0	0	0
Warren	1	0	1	0	0	0	0	0	1	1
Wayne	74	4	78	2	2	4	1	0	73	74
<b><u>7th Class Counties</u></b>										
Juniata	3	1	4	1	0	1	0	0	3	3
Snyder	3	1	4	1	0	1	0	0	3	3
Union	13	0	13	0	2	2	0	0	11	11
Wyoming	8	0	8	0	1	1	0	0	7	7
<b><u>8th Class Counties</u></b>										
Cameron	2	0	2	0	0	0	0	0	2	2
Forest	0	0	0	0	0	0	0	0	0	0
Fulton	2	1	3	1	0	1	0	0	2	2
Montour	6	1	7	2	1	3	0	1	3	4
Potter	0	0	0	0	0	0	0	0	0	0
Sullivan	0	0	0	0	0	0	0	0	0	0

Magisterial District Judge - 2019 Private Criminal Complaints Post-Dispositional Arrest Warrants

	Pending from Prior Period	Total Issued	Total Warrants	Returned Served	Cancelled	Total Removed from Inventory	Pending:			Total Pending Warrants at Year End
							0-30 Days	31-60 Days	Over 60 Days	
<b><u>2nd Class County</u></b>										
Allegheny	32	10	42	3	8	11	0	0	31	31
<b><u>2A Class Counties</u></b>										
Bucks	0	0	0	0	0	0	0	0	0	0
Delaware	14	0	14	0	2	2	0	0	12	12
Montgomery	10	0	10	0	1	1	0	0	9	9
<b><u>3rd Class Counties</u></b>										
Berks	0	0	0	0	0	0	0	0	0	0
Chester	93	0	93	0	1	1	0	0	92	92
Cumberland	0	0	0	0	0	0	0	0	0	0
Dauphin	19	2	21	1	2	3	0	1	17	18
Erie	7	0	7	1	1	2	0	0	5	5
Lackawanna	8	1	9	0	2	2	0	0	7	7
Lancaster	1	1	2	0	1	1	0	0	1	1
Lehigh	2	0	2	0	0	0	0	0	2	2
Luzerne	50	0	50	0	0	0	0	0	50	50
Northampton	2	0	2	0	0	0	0	0	2	2
Westmoreland	37	1	38	1	1	2	0	0	36	36
York	46	0	46	0	1	1	0	0	45	45
<b><u>4th Class Counties</u></b>										
Beaver	2	0	2	0	0	0	0	0	2	2
Butler	2	2	4	0	1	1	0	0	3	3
Cambria	0	0	0	0	0	0	0	0	0	0
Centre	0	0	0	0	0	0	0	0	0	0
Fayette	7	0	7	0	0	0	0	0	7	7
Franklin	0	0	0	0	0	0	0	0	0	0
Monroe	5	0	5	1	0	1	0	0	4	4
Schuylkill	1	0	1	0	0	0	0	0	1	1
Washington	12	0	12	0	0	0	0	0	12	12
<b><u>5th Class Counties</u></b>										
Adams	5	0	5	0	0	0	0	0	5	5
Blair	0	1	1	0	1	1	0	0	0	0
Lawrence	0	0	0	0	0	0	0	0	0	0
Lebanon	0	0	0	0	0	0	0	0	0	0
Lycoming	0	0	0	0	0	0	0	0	0	0
Mercer	0	0	0	0	0	0	0	0	0	0
Northumberland	0	0	0	0	0	0	0	0	0	0

Magisterial District Judge - 2019 Private Criminal Complaints Post-Dispositional Arrest Warrants

	Pending from Prior Period	Total Issued	Total Warrants	Returned Served	Cancelled	Total Removed from Inventory	Pending:			Total Pending Warrants at Year End
							0-30 Days	31-60 Days	Over 60 Days	
<b><u>6th Class Counties</u></b>										
Armstrong	0	0	0	0	0	0	0	0	0	0
Bedford	0	0	0	0	0	0	0	0	0	0
Bradford	4	0	4	0	0	0	0	0	4	4
Carbon	0	0	0	0	0	0	0	0	0	0
Clarion	0	0	0	0	0	0	0	0	0	0
Clearfield	4	0	4	0	0	0	0	0	4	4
Clinton	0	0	0	0	0	0	0	0	0	0
Columbia	0	0	0	0	0	0	0	0	0	0
Crawford	0	1	1	1	0	1	0	0	0	0
Elk	0	0	0	0	0	0	0	0	0	0
Greene	3	0	3	0	0	0	0	0	3	3
Huntingdon	0	0	0	0	0	0	0	0	0	0
Indiana	0	0	0	0	0	0	0	0	0	0
Jefferson	0	0	0	0	0	0	0	0	0	0
McKean	0	0	0	0	0	0	0	0	0	0
Mifflin	0	0	0	0	0	0	0	0	0	0
Perry	0	0	0	0	0	0	0	0	0	0
Pike	1	0	1	0	0	0	0	0	1	1
Somerset	1	0	1	0	0	0	0	0	1	1
Susquehanna	0	0	0	0	0	0	0	0	0	0
Tioga	1	0	1	0	0	0	0	0	1	1
Venango	1	1	2	0	1	1	0	0	1	1
Warren	0	0	0	0	0	0	0	0	0	0
Wayne	4	0	4	0	0	0	0	0	4	4
<b><u>7th Class Counties</u></b>										
Juniata	0	0	0	0	0	0	0	0	0	0
Snyder	0	0	0	0	0	0	0	0	0	0
Union	0	0	0	0	0	0	0	0	0	0
Wyoming	3	0	3	0	0	0	0	0	3	3
<b><u>8th Class Counties</u></b>										
Cameron	0	0	0	0	0	0	0	0	0	0
Forest	0	0	0	0	0	0	0	0	0	0
Fulton	0	0	0	0	0	0	0	0	0	0
Montour	0	0	0	0	0	0	0	0	0	0
Potter	0	0	0	0	0	0	0	0	0	0
Sullivan	1	0	1	0	0	0	0	0	1	1

Magisterial District Judge - 2019 Traffic Pre-Dispositional Arrest Warrants

	Pending from Prior Period	Issued	Total Warrants	Returned Served	Cancelled	Total Removed from Inventory	Pending:			Total Pending Warrants at Year End
							0-30 Days	31-60 Days	Over 60 Days	
<b><u>2nd Class County</u></b>										
Allegheny	101,584	36,320	137,904	14,242	19,698	33,940	1,384	1,658	100,922	103,964
<b><u>2A Class Counties</u></b>										
Bucks	20,173	14,596	34,769	9,938	3,536	13,474	935	524	19,836	21,295
Delaware	85,259	39,274	124,533	19,896	18,554	38,450	2,178	1,783	82,122	86,083
Montgomery	96,483	45,426	141,909	12,322	27,478	39,800	2,497	1,910	97,702	102,109
<b><u>3rd Class Counties</u></b>										
Berks	13,656	13,910	27,566	11,199	4,258	15,457	660	711	10,738	12,109
Chester	17,722	16,984	34,706	10,568	6,849	17,417	866	792	15,631	17,289
Cumberland	6,848	10,559	17,407	1,226	8,829	10,055	511	228	6,613	7,352
Dauphin	98,417	23,442	121,859	6,419	7,142	13,561	1,836	1,207	105,255	108,298
Erie	5,301	4,721	10,022	2,305	2,817	5,122	143	123	4,634	4,900
Lackawanna	9,638	5,513	15,151	1,693	3,591	5,284	299	381	9,187	9,867
Lancaster	29,331	25,444	54,775	18,249	6,258	24,507	1,058	1,122	28,088	30,268
Lehigh	36,632	21,954	58,586	6,099	14,390	20,489	1,626	1,305	35,166	38,097
Luzerne	26,966	18,577	45,543	5,081	12,804	17,885	1,102	1,159	25,397	27,658
Northampton	13,869	12,281	26,150	6,671	3,420	10,091	767	605	14,687	16,059
Westmoreland	11,032	7,767	18,799	5,313	3,749	9,062	513	385	8,839	9,737
York	10,871	17,380	28,251	7,039	8,980	16,019	782	434	11,016	12,232
<b><u>4th Class Counties</u></b>										
Beaver	5,552	3,029	8,581	1,414	1,127	2,541	117	115	5,808	6,040
Butler	2,059	1,726	3,785	836	948	1,784	67	53	1,881	2,001
Cambria	929	1,687	2,616	721	816	1,537	80	52	947	1,079
Centre	2,548	4,114	6,662	677	3,491	4,168	197	168	2,129	2,494
Fayette	2,214	3,491	5,705	2,780	480	3,260	182	110	2,153	2,445
Franklin	1,854	2,124	3,978	1,451	808	2,259	51	78	1,590	1,719
Monroe	10,580	13,334	23,914	3,889	8,688	12,577	783	546	10,008	11,337
Schuylkill	4,691	4,520	9,211	1,332	2,540	3,872	253	151	4,935	5,339
Washington	9,290	9,582	18,872	4,641	3,539	8,180	493	316	9,883	10,692
<b><u>5th Class Counties</u></b>										
Adams	1,202	2,592	3,794	1,279	1,295	2,574	78	41	1,101	1,220
Blair	1,654	2,068	3,722	690	1,264	1,954	113	72	1,583	1,768
Lawrence	1,721	1,553	3,274	548	910	1,458	51	104	1,661	1,816
Lebanon	3,053	8,464	11,517	3,796	4,173	7,969	313	290	2,945	3,548
Lycoming	2,019	1,862	3,881	274	2,111	2,385	115	47	1,334	1,496
Mercer	1,345	1,343	2,688	762	689	1,451	34	55	1,148	1,237
Northumberland	4,234	3,900	8,134	779	2,402	3,181	65	173	4,715	4,953

Magisterial District Judge - 2019 Traffic Pre-Dispositional Arrest Warrants

	Pending from Prior Period	Issued	Total Warrants	Returned Served	Cancelled	Total Removed from Inventory	Pending:			Total Pending Warrants at Year End
							0-30 Days	31-60 Days	Over 60 Days	
<b><u>6th Class Counties</u></b>										
Armstrong	779	1,190	1,969	323	823	1,146	80	43	700	823
Bedford	2,705	3,274	5,979	123	3,006	3,129	205	157	2,488	2,850
Bradford	315	518	833	282	208	490	20	13	310	343
Carbon	2,812	3,878	6,690	1,691	1,206	2,897	276	168	3,349	3,793
Clarion	904	1,207	2,111	115	959	1,074	45	24	968	1,037
Clearfield	4,121	1,541	5,662	881	516	1,397	103	50	4,112	4,265
Clinton	1,556	2,199	3,755	70	1,864	1,934	136	70	1,615	1,821
Columbia	2,134	2,326	4,460	68	2,156	2,224	262	138	1,836	2,236
Crawford	606	1,005	1,611	718	437	1,155	43	34	379	456
Elk	208	561	769	58	481	539	28	13	189	230
Greene	1,842	1,343	3,185	566	669	1,235	40	42	1,868	1,950
Huntingdon	173	455	628	140	250	390	40	18	180	238
Indiana	940	1,236	2,176	467	710	1,177	42	69	888	999
Jefferson	560	916	1,476	372	500	872	54	21	529	604
McKean	433	777	1,210	264	481	745	9	48	408	465
Mifflin	167	449	616	200	254	454	17	4	141	162
Perry	452	871	1,323	364	552	916	53	31	323	407
Pike	1,245	1,764	3,009	83	1,684	1,767	91	30	1,121	1,242
Somerset	1,217	2,026	3,243	1,428	581	2,009	109	37	1,088	1,234
Susquehanna	1,303	995	2,298	20	762	782	44	80	1,392	1,516
Tioga	400	878	1,278	80	749	829	27	15	407	449
Venango	453	868	1,321	570	264	834	56	29	402	487
Warren	184	334	518	169	125	294	12	25	187	224
Wayne	318	651	969	198	330	528	67	13	361	441
<b><u>7th Class Counties</u></b>										
Juniata	210	383	593	129	194	323	19	18	233	270
Snyder	547	578	1,125	397	313	710	44	4	367	415
Union	494	509	1,003	159	352	511	10	9	473	492
Wyoming	388	399	787	251	95	346	32	0	409	441
<b><u>8th Class Counties</u></b>										
Cameron	40	128	168	2	125	127	23	1	17	41
Forest	44	91	135	60	20	80	0	0	55	55
Fulton	829	1,115	1,944	178	918	1,096	110	48	690	848
Montour	218	289	507	143	126	269	34	18	186	238
Potter	116	326	442	19	293	312	10	7	113	130
Sullivan	129	124	253	7	138	145	2	0	106	108

Magisterial District Judge - 2019 Traffic Post-Dispositional Arrest Warrants

	Pending from Prior Period	Issued	Total Warrants	Returned Served	Cancelled	Total Removed from Inventory	Pending:			Total Pending Warrants at Year End
							0-30 Days	31-60 Days	Over 60 Days	
<b><u>2nd Class County</u></b>										
Allegheny	59,246	32,764	92,010	15,566	14,235	29,801	1,244	1,586	59,379	62,209
<b><u>2A Class Counties</u></b>										
Bucks	33,534	15,774	49,308	11,764	3,091	14,855	917	567	32,969	34,453
Delaware	66,976	16,043	83,019	10,245	3,421	13,666	1,149	566	67,638	69,353
Montgomery	68,143	25,683	93,826	8,490	16,048	24,538	1,551	1,007	66,730	69,288
<b><u>3rd Class Counties</u></b>										
Berks	33,329	18,867	52,196	14,819	3,170	17,989	989	903	32,315	34,207
Chester	7,261	10,431	17,692	7,511	2,947	10,458	619	322	6,293	7,234
Cumberland	4,685	8,632	13,317	1,609	6,487	8,096	417	221	4,583	5,221
Dauphin	28,187	20,402	48,589	7,392	9,083	16,475	1,222	863	30,029	32,114
Erie	9,897	10,038	19,935	5,036	3,984	9,020	335	367	10,213	10,915
Lackawanna	12,454	5,552	18,006	2,095	2,452	4,547	222	274	12,963	13,459
Lancaster	37,458	30,171	67,629	21,452	4,335	25,787	1,735	1,903	38,204	41,842
Lehigh	33,019	14,801	47,820	6,511	5,822	12,333	838	491	34,158	35,487
Luzerne	27,178	16,332	43,510	5,511	9,010	14,521	841	608	27,540	28,989
Northampton	19,231	8,832	28,063	6,306	1,232	7,538	463	333	19,729	20,525
Westmoreland	10,074	9,737	19,811	7,190	1,330	8,520	586	462	10,243	11,291
York	13,129	32,028	45,157	7,381	22,158	29,539	1,539	809	13,270	15,618
<b><u>4th Class Counties</u></b>										
Beaver	5,738	4,117	9,855	2,597	1,348	3,945	165	137	5,608	5,910
Butler	1,553	1,976	3,529	1,103	746	1,849	99	75	1,506	1,680
Cambria	1,127	3,236	4,363	1,959	1,229	3,188	159	86	930	1,175
Centre	1,122	1,998	3,120	858	1,404	2,262	105	81	672	858
Fayette	3,546	7,397	10,943	6,033	792	6,825	459	254	3,405	4,118
Franklin	2,054	3,825	5,879	2,795	774	3,569	138	110	2,062	2,310
Monroe	9,092	6,535	15,627	2,149	3,861	6,010	427	185	9,005	9,617
Schuylkill	4,531	3,621	8,152	1,126	1,809	2,935	321	145	4,751	5,217
Washington	10,947	8,865	19,812	4,992	3,641	8,633	428	262	10,489	11,179
<b><u>5th Class Counties</u></b>										
Adams	1,638	3,123	4,761	1,901	1,051	2,952	107	51	1,651	1,809
Blair	2,439	5,686	8,125	2,476	2,983	5,459	218	223	2,225	2,666
Lawrence	1,938	1,560	3,498	745	704	1,449	50	62	1,937	2,049
Lebanon	3,054	8,507	11,561	4,305	3,877	8,182	349	315	2,715	3,379
Lycoming	4,471	5,114	9,585	960	4,015	4,975	350	205	4,055	4,610
Mercer	2,249	3,224	5,473	1,709	1,126	2,835	200	131	2,307	2,638
Northumberland	4,412	5,871	10,283	702	3,270	3,972	229	306	5,776	6,311

Magisterial District Judge - 2019 Traffic Post-Dispositional Arrest Warrants

	Pending from Prior Period	Issued	Total Warrants	Returned Served	Cancelled	Total Removed from Inventory	Pending:			Total Pending Warrants at Year End
							0-30 Days	31-60 Days	Over 60 Days	
<b><u>6th Class Counties</u></b>										
Armstrong	655	1,227	1,882	520	574	1,094	28	65	695	788
Bedford	2,819	1,477	4,296	153	965	1,118	103	151	2,924	3,178
Bradford	499	1,171	1,670	709	459	1,168	32	39	431	502
Carbon	2,248	2,747	4,995	1,429	865	2,294	162	75	2,464	2,701
Clarion	211	902	1,113	151	479	630	6	45	432	483
Clearfield	2,397	2,276	4,673	1,194	928	2,122	209	47	2,295	2,551
Clinton	133	642	775	177	359	536	64	19	156	239
Columbia	1,731	2,326	4,057	203	1,849	2,052	242	101	1,662	2,005
Crawford	1,193	1,372	2,565	845	456	1,301	34	77	1,153	1,264
Elk	497	961	1,458	113	777	890	49	41	478	568
Greene	1,381	1,636	3,017	940	887	1,827	76	35	1,079	1,190
Huntingdon	255	550	805	236	250	486	28	15	276	319
Indiana	785	1,384	2,169	623	682	1,305	55	98	711	864
Jefferson	524	822	1,346	396	443	839	33	31	443	507
McKean	1,603	2,334	3,937	911	1,315	2,226	116	73	1,522	1,711
Mifflin	157	668	825	306	296	602	21	10	192	223
Perry	491	1,182	1,673	591	584	1,175	55	86	357	498
Pike	1,930	967	2,897	136	923	1,059	58	12	1,768	1,838
Somerset	1,046	1,401	2,447	801	286	1,087	127	115	1,118	1,360
Susquehanna	1,620	771	2,391	78	500	578	106	72	1,635	1,813
Tioga	618	756	1,374	100	602	702	39	29	604	672
Venango	1,545	3,065	4,610	2,062	919	2,981	148	77	1,404	1,629
Warren	442	702	1,144	247	364	611	19	22	492	533
Wayne	1,014	888	1,902	274	459	733	55	82	1,032	1,169
<b><u>7th Class Counties</u></b>										
Juniata	137	530	667	311	135	446	5	35	181	221
Snyder	1,351	2,150	3,501	1,200	1,014	2,214	95	114	1,078	1,287
Union	768	834	1,602	225	487	712	31	59	800	890
Wyoming	444	509	953	282	103	385	32	19	517	568
<b><u>8th Class Counties</u></b>										
Cameron	209	180	389	4	190	194	18	0	177	195
Forest	95	98	193	69	9	78	0	0	115	115
Fulton	359	423	782	153	255	408	35	16	323	374
Montour	579	365	944	206	133	339	0	40	565	605
Potter	341	331	672	33	299	332	5	4	331	340
Sullivan	176	95	271	32	121	153	0	0	118	118

Magisterial District Judge - 2019 Non-Traffic Pre-Dispositional Arrest Warrants

	Pending from Prior Period	Issued	Total Warrants	Returned Served	Cancelled	Total Removed from Inventory	Pending:			Total Pending Warrants at Year End
							0-30 Days	31-60 Days	Over 60 Days	
<b><u>2nd Class County</u></b>										
Allegheny	33,537	6,673	40,210	2,184	4,372	6,556	416	396	32,842	33,654
<b><u>2A Class Counties</u></b>										
Bucks	6,313	2,001	8,314	1,201	542	1,743	138	119	6,314	6,571
Delaware	65,249	7,118	72,367	2,946	3,804	6,750	472	337	64,808	65,617
Montgomery	35,271	5,050	40,321	1,013	3,112	4,125	245	160	35,791	36,196
<b><u>3rd Class Counties</u></b>										
Berks	11,706	4,190	15,896	4,154	5,291	9,445	265	272	5,914	6,451
Chester	2,575	1,570	4,145	867	985	1,852	96	92	2,105	2,293
Cumberland	2,140	1,358	3,498	213	1,293	1,506	54	27	1,911	1,992
Dauphin	17,696	3,212	20,908	1,360	1,592	2,952	130	138	17,688	17,956
Erie	2,296	1,982	4,278	873	1,138	2,011	76	77	2,114	2,267
Lackawanna	2,895	1,175	4,070	312	669	981	35	81	2,973	3,089
Lancaster	5,776	2,889	8,665	2,344	1,142	3,486	127	149	4,903	5,179
Lehigh	8,595	1,797	10,392	538	2,603	3,141	103	73	7,075	7,251
Luzerne	11,077	4,377	15,454	951	4,644	5,595	220	298	9,341	9,859
Northampton	1,861	1,675	3,536	951	647	1,598	95	64	1,779	1,938
Westmoreland	3,294	1,170	4,464	779	327	1,106	86	80	3,192	3,358
York	4,972	3,206	8,178	1,299	1,708	3,007	193	116	4,862	5,171
<b><u>4th Class Counties</u></b>										
Beaver	2,131	780	2,911	390	220	610	35	26	2,240	2,301
Butler	913	252	1,165	127	176	303	12	13	837	862
Cambria	621	504	1,125	254	387	641	41	18	425	484
Centre	367	587	954	82	535	617	30	27	280	337
Fayette	2,262	1,230	3,492	871	451	1,322	84	43	2,043	2,170
Franklin	650	544	1,194	365	239	604	19	10	561	590
Monroe	3,110	1,392	4,502	281	848	1,129	88	74	3,211	3,373
Schuylkill	3,716	1,590	5,306	471	1,129	1,600	107	52	3,547	3,706
Washington	4,324	3,084	7,408	1,191	1,501	2,692	105	145	4,466	4,716
<b><u>5th Class Counties</u></b>										
Adams	110	237	347	148	76	224	4	2	117	123
Blair	1,292	597	1,889	253	359	612	32	40	1,205	1,277
Lawrence	684	432	1,116	128	277	405	60	14	637	711
Lebanon	923	1,474	2,397	629	916	1,545	48	60	744	852
Lycoming	2,393	529	2,922	105	503	608	29	22	2,263	2,314
Mercer	558	442	1,000	189	194	383	14	7	596	617
Northumberland	3,073	1,517	4,590	235	852	1,087	45	124	3,334	3,503



Magisterial District Judge - 2019 Non-Traffic Pre-Dispositional Arrest Warrants

	Pending from Prior Period	Issued	Total Warrants	Returned Served	Cancelled	Total Removed from Inventory	Pending:			Total Pending Warrants at Year End
							0-30 Days	31-60 Days	Over 60 Days	
<b><u>6th Class Counties</u></b>										
Armstrong	387	321	708	107	289	396	22	30	260	312
Bedford	202	159	361	61	79	140	6	18	197	221
Bradford	152	141	293	79	67	146	6	2	139	147
Carbon	554	495	1,049	220	274	494	58	22	475	555
Clarion	131	84	215	22	39	61	2	3	149	154
Clearfield	607	392	999	305	79	384	29	12	574	615
Clinton	76	130	206	17	126	143	8	2	53	63
Columbia	354	402	756	39	336	375	23	22	336	381
Crawford	211	372	583	170	173	343	15	27	198	240
Elk	47	70	117	18	52	70	3	7	37	47
Greene	320	287	607	158	237	395	13	3	196	212
Huntingdon	169	106	275	50	82	132	4	8	131	143
Indiana	480	358	838	226	167	393	26	14	405	445
Jefferson	67	113	180	62	59	121	7	3	49	59
McKean	232	122	354	38	72	110	6	8	230	244
Mifflin	40	113	153	55	52	107	4	2	40	46
Perry	419	969	1,388	147	803	950	15	27	396	438
Pike	374	173	547	9	120	129	5	7	406	418
Somerset	167	132	299	83	77	160	5	4	130	139
Susquehanna	112	41	153	5	69	74	1	3	75	79
Tioga	76	118	194	24	91	115	8	6	65	79
Venango	156	269	425	176	121	297	14	9	105	128
Warren	88	57	145	32	28	60	1	0	84	85
Wayne	226	212	438	40	160	200	35	14	189	238
<b><u>7th Class Counties</u></b>										
Juniata	70	168	238	69	25	94	2	43	99	144
Snyder	149	102	251	65	32	97	8	1	145	154
Union	233	114	347	31	86	117	3	3	224	230
Wyoming	74	46	120	24	9	33	2	2	83	87
<b><u>8th Class Counties</u></b>										
Cameron	25	23	48	1	28	29	0	0	19	19
Forest	53	9	62	6	6	12	0	0	50	50
Fulton	30	40	70	14	18	32	0	2	36	38
Montour	91	42	133	20	24	44	0	5	84	89
Potter	41	25	66	1	31	32	1	1	32	34
Sullivan	38	23	61	0	25	25	1	1	34	36

Magisterial District Judge - 2019 Non-Traffic Post-Dispositional Arrest Warrants

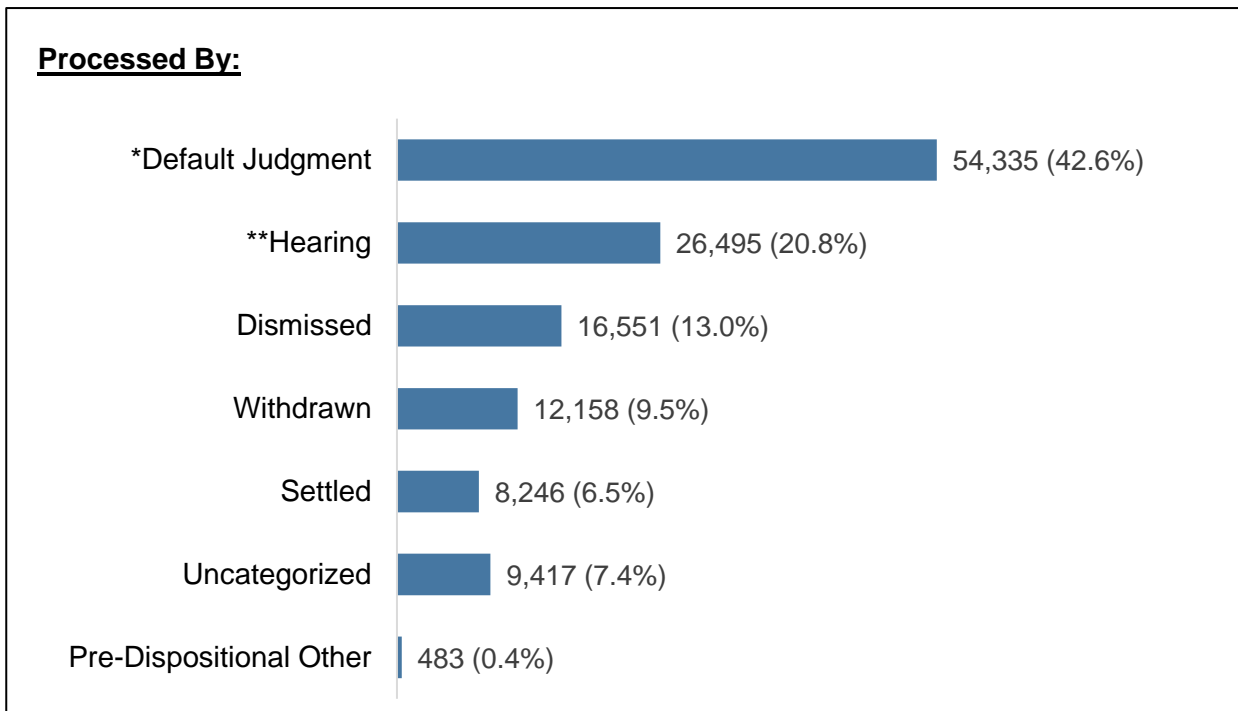
	Pending from Prior Period	Issued	Total Warrants	Returned Served	Cancelled	Total Removed from Inventory	Pending:			Total Pending Warrants at Year End
							0-30 Days	31-60 Days	Over 60 Days	
<b><u>2nd Class County</u></b>										
Allegheny	59,441	13,824	73,265	6,134	6,467	12,601	868	701	59,095	60,664
<b><u>2A Class Counties</u></b>										
Bucks	9,607	2,744	12,351	1,947	674	2,621	142	121	9,467	9,730
Delaware	33,439	3,768	37,207	1,841	1,379	3,220	216	160	33,611	33,987
Montgomery	28,172	6,067	34,239	1,510	4,332	5,842	435	224	27,738	28,397
<b><u>3rd Class Counties</u></b>										
Berks	14,003	6,815	20,818	4,967	1,581	6,548	346	263	13,661	14,270
Chester	1,997	2,008	4,005	1,342	862	2,204	108	66	1,627	1,801
Cumberland	1,452	1,683	3,135	314	1,337	1,651	57	42	1,385	1,484
Dauphin	12,008	4,150	16,158	1,930	1,652	3,582	298	156	12,122	12,576
Erie	8,133	5,023	13,156	1,975	2,179	4,154	296	195	8,511	9,002
Lackawanna	8,435	2,231	10,666	535	1,562	2,097	59	201	8,309	8,569
Lancaster	13,452	5,688	19,140	4,342	924	5,266	313	455	13,106	13,874
Lehigh	11,938	2,364	14,302	1,002	901	1,903	133	104	12,162	12,399
Luzerne	17,079	4,051	21,130	1,082	3,360	4,442	205	172	16,311	16,688
Northampton	5,444	1,316	6,760	933	234	1,167	62	46	5,485	5,593
Westmoreland	3,688	2,147	5,835	1,688	328	2,016	141	106	3,572	3,819
York	4,680	8,412	13,092	2,026	5,942	7,968	324	158	4,642	5,124
<b><u>4th Class Counties</u></b>										
Beaver	3,405	1,527	4,932	1,114	453	1,567	24	52	3,289	3,365
Butler	1,026	697	1,723	409	379	788	21	13	901	935
Cambria	748	1,104	1,852	619	624	1,243	62	31	516	609
Centre	329	460	789	117	423	540	12	28	209	249
Fayette	1,162	1,869	3,031	1,391	245	1,636	112	56	1,227	1,395
Franklin	835	1,082	1,917	779	357	1,136	22	46	713	781
Monroe	2,559	949	3,508	207	642	849	69	60	2,530	2,659
Schuylkill	3,297	1,380	4,677	388	1,137	1,525	137	21	2,994	3,152
Washington	7,439	3,497	10,936	1,893	1,512	3,405	166	149	7,216	7,531
<b><u>5th Class Counties</u></b>										
Adams	636	363	999	236	105	341	18	4	636	658
Blair	1,683	1,609	3,292	935	815	1,750	38	88	1,416	1,542
Lawrence	1,350	602	1,952	300	321	621	22	19	1,290	1,331
Lebanon	1,623	2,904	4,527	1,301	1,663	2,964	121	101	1,341	1,563
Lycoming	3,685	1,153	4,838	284	1,014	1,298	73	47	3,420	3,540
Mercer	840	946	1,786	493	314	807	56	36	887	979
Northumberland	2,857	2,181	5,038	184	1,193	1,377	133	81	3,447	3,661

Magisterial District Judge - 2019 Non-Traffic Post-Dispositional Arrest Warrants

	Pending from Prior Period	Issued	Total Warrants	Returned Served	Cancelled	Total Removed from Inventory	Pending:			Total Pending Warrants at Year End
							0-30 Days	31-60 Days	Over 60 Days	
<b><u>6th Class Counties</u></b>										
Armstrong	394	580	974	240	315	555	28	23	368	419
Bedford	359	335	694	122	171	293	19	13	369	401
Bradford	289	465	754	259	184	443	11	18	282	311
Carbon	978	1,183	2,161	483	378	861	48	28	1,224	1,300
Clarion	59	170	229	42	93	135	2	3	89	94
Clearfield	942	775	1,717	521	261	782	50	15	870	935
Clinton	46	132	178	40	83	123	10	2	43	55
Columbia	649	797	1,446	89	699	788	58	32	568	658
Crawford	365	415	780	228	182	410	10	28	332	370
Elk	149	220	369	26	159	185	10	10	164	184
Greene	391	456	847	319	238	557	12	15	263	290
Huntingdon	157	167	324	136	57	193	19	3	109	131
Indiana	432	417	849	219	197	416	17	13	403	433
Jefferson	119	183	302	83	105	188	7	1	106	114
McKean	924	747	1,671	263	445	708	46	24	893	963
Mifflin	110	302	412	142	133	275	5	8	124	137
Perry	213	576	789	221	333	554	36	36	163	235
Pike	1,003	195	1,198	42	407	449	16	6	727	749
Somerset	441	409	850	248	159	407	13	21	409	443
Susquehanna	542	81	623	9	76	85	3	4	531	538
Tioga	366	199	565	18	168	186	11	10	358	379
Venango	755	930	1,685	537	378	915	27	45	698	770
Warren	285	154	439	49	96	145	1	1	292	294
Wayne	660	338	998	99	192	291	34	21	652	707
<b><u>7th Class Counties</u></b>										
Juniata	36	155	191	89	28	117	13	15	46	74
Snyder	433	479	912	267	269	536	24	24	328	376
Union	279	222	501	68	144	212	2	4	283	289
Wyoming	143	65	208	44	12	56	3	0	149	152
<b><u>8th Class Counties</u></b>										
Cameron	130	59	189	2	70	72	4	0	113	117
Forest	49	12	61	6	2	8	0	0	53	53
Fulton	69	71	140	35	40	75	7	2	56	65
Montour	212	102	314	75	33	108	0	9	197	206
Potter	173	40	213	7	53	60	0	1	152	153
Sullivan	47	11	58	2	26	28	0	0	30	30

# 2019 Magisterial District Judge State Totals Civil

Cases Pending 1/1/19	40,165	Age of Pending Cases		
New Cases Filed	129,499	<b>0-60 Days</b>	19,771	47.1%
Bankruptcy Status Change	13	<b>61-120 Days</b>	4,870	11.6%
		<b>121-180 Days</b>	1,882	4.5%
<b>Cases Available for Processing</b>	<b>169,677</b>	<b>181-240 Days</b>	1,333	3.2%
		<b>241-300 Days</b>	987	2.4%
<b>Cases Processed and Inactive</b>	<b>127,685</b>	<b>301-360 Days</b>	520	1.2%
		<b>Over 360 Days</b>	12,629	30.1%
<b>Cases Pending 12/31/19</b>	<b>41,992</b>	<b>Total</b>	<b>41,992</b>	



* Default Judgment Plaintiff	53,770	(99.0%)
Default Judgment Defendant	565	(1.0%)
** Hearing for Plaintiff	19,904	(75.1%)
Hearing for Defendant	6,591	(24.9%)

For the most recent data, visit the AOPC website at <http://www.pacourts.us/news-and-statistics/research-and-statistics/dashboard-table-of-contents/magisterial-district-courts-statewide-dashboard>

Magisterial District Judge - 2019 Civil Available for Processing

	Cases Pending 1/1/19	New Cases Filed	Bankruptcy Status Change	Cases Available for Processing	Cases Processed	Cases Pending 12/31/19
<b><u>2nd Class County</u></b>						
Allegheny	4,982	15,071	1	20,054	15,461	4,593
<b><u>2A Class Counties</u></b>						
Bucks	1,548	6,883	1	8,432	6,820	1,612
Delaware	2,987	6,969	0	9,956	6,641	3,315
Montgomery	3,695	8,250	0	11,945	8,104	3,841
<b><u>3rd Class Counties</u></b>						
Berks	1,342	4,775	5	6,122	4,770	1,352
Chester	1,025	4,021	0	5,046	4,039	1,007
Cumberland	568	2,607	1	3,176	2,572	604
Dauphin	1,311	4,086	0	5,397	4,011	1,386
Erie	868	3,100	0	3,968	3,013	955
Lackawanna	1,114	3,150	0	4,264	3,102	1,162
Lancaster	1,231	4,178	0	5,409	4,122	1,287
Lehigh	1,060	4,458	0	5,518	4,220	1,298
Luzerne	1,843	5,538	0	7,381	5,488	1,893
Northampton	1,050	3,325	0	4,375	3,234	1,141
Westmoreland	1,493	4,325	0	5,818	4,313	1,505
York	1,220	6,123	1	7,344	5,875	1,469
<b><u>4th Class Counties</u></b>						
Beaver	1,188	1,870	0	3,058	1,794	1,264
Butler	651	1,865	0	2,516	1,887	629
Cambria	254	1,499	0	1,753	1,419	334
Centre	188	826	0	1,014	798	216
Fayette	373	1,664	0	2,037	1,617	420
Franklin	381	1,453	1	1,835	1,402	433
Monroe	1,077	3,196	0	4,273	3,332	941
Schuylkill	414	1,954	0	2,368	1,869	499
Washington	689	2,398	0	3,087	2,300	787
<b><u>5th Class Counties</u></b>						
Adams	263	921	0	1,184	896	288
Blair	316	1,852	0	2,168	1,791	377
Lawrence	192	851	0	1,043	823	220
Lebanon	519	1,341	0	1,860	1,279	581
Lycoming	333	1,537	0	1,870	1,542	328
Mercer	275	1,155	0	1,430	1,117	313
Northumberland	528	1,073	0	1,601	1,024	577

Magisterial District Judge - 2019 Civil Available for Processing

	Cases Pending 1/1/19	New Cases Filed	Bankruptcy Status Change	Cases Available for Processing	Cases Processed	Cases Pending 12/31/19
<b><u>6th Class Counties</u></b>						
Armstrong	121	654	0	775	645	130
Bedford	192	461	0	653	454	199
Bradford	177	929	0	1,106	942	164
Carbon	193	1,020	0	1,213	995	218
Clarion	63	381	0	444	352	92
Clearfield	886	1,027	0	1,913	1,102	811
Clinton	58	308	0	366	282	84
Columbia	147	923	0	1,070	903	167
Crawford	277	807	0	1,084	812	272
Elk	221	246	0	467	224	243
Greene	80	436	0	516	418	98
Huntingdon	59	371	0	430	351	79
Indiana	209	931	1	1,141	892	249
Jefferson	105	463	0	568	450	118
McKean	65	476	0	541	449	92
Mifflin	103	493	1	597	482	115
Perry	152	435	0	587	436	151
Pike	405	1,204	0	1,609	1,170	439
Somerset	182	1,043	1	1,226	1,026	200
Susquehanna	86	414	0	500	424	76
Tioga	74	407	0	481	376	105
Venango	131	583	0	714	571	143
Warren	461	547	0	1,008	670	338
Wayne	153	743	0	896	726	170
<b><u>7th Class Counties</u></b>						
Juniata	78	249	0	327	251	76
Snyder	142	364	0	506	337	169
Union	121	284	0	405	327	78
Wyoming	57	326	0	383	316	67
<b><u>8th Class Counties</u></b>						
Cameron	25	60	0	85	64	21
Forest	23	58	0	81	52	29
Fulton	30	155	0	185	130	55
Montour	76	234	0	310	233	77
Potter	29	91	0	120	92	28
Sullivan	6	62	0	68	56	12

Magisterial District Judge - 2019 Civil Processed and Inactive

	Default Judgment Defendant	%	Hearing for Plaintiff	%	Dismissed	%	Withdrawn	%	Settled	%
<b><u>2nd Class County</u></b>										
Allegheny	104	0.7	2,600	16.8	2,129	13.8	1,509	9.8	849	5.5
<b><u>2A Class Counties</u></b>										
Bucks	19	0.3	1,010	14.8	851	12.5	799	11.7	393	5.8
Delaware	38	0.6	1,111	16.7	1,197	18.0	699	10.5	384	5.8
Montgomery	14	0.2	1,450	17.9	1,063	13.1	1,006	12.4	616	7.6
<b><u>3rd Class Counties</u></b>										
Berks	24	0.5	573	12.0	740	15.5	445	9.3	244	5.1
Chester	16	0.4	701	17.4	481	11.9	433	10.7	308	7.6
Cumberland	10	0.4	269	10.5	285	11.1	219	8.5	281	10.9
Dauphin	7	0.2	669	16.7	577	14.4	310	7.7	389	9.7
Erie	15	0.5	745	24.7	313	10.4	220	7.3	169	5.6
Lackawanna	13	0.4	585	18.9	426	13.7	321	10.3	212	6.8
Lancaster	5	0.1	484	11.7	526	12.8	353	8.6	221	5.4
Lehigh	23	0.5	606	14.4	658	15.6	338	8.0	198	4.7
Luzerne	29	0.5	854	15.6	783	14.3	589	10.7	392	7.1
Northampton	7	0.2	670	20.7	561	17.3	279	8.6	163	5.0
Westmoreland	34	0.8	1,073	24.9	471	10.9	495	11.5	216	5.0
York	15	0.3	412	7.0	634	10.8	312	5.3	744	12.7
<b><u>4th Class Counties</u></b>										
Beaver	4	0.2	568	31.7	197	11.0	180	10.0	68	3.8
Butler	1	0.1	246	13.0	279	14.8	183	9.7	81	4.3
Cambria	5	0.4	299	21.1	129	9.1	125	8.8	99	7.0
Centre	3	0.4	161	20.2	84	10.5	76	9.5	69	8.6
Fayette	8	0.5	304	18.8	193	11.9	131	8.1	83	5.1
Franklin	9	0.6	380	27.1	128	9.1	110	7.8	116	8.3
Monroe	16	0.5	440	13.2	639	19.2	326	9.8	115	3.5
Schuylkill	7	0.4	343	18.4	252	13.5	147	7.9	91	4.9
Washington	15	0.7	556	24.2	230	10.0	170	7.4	128	5.6
<b><u>5th Class Counties</u></b>										
Adams	8	0.9	81	9.0	68	7.6	90	10.0	68	7.6
Blair	14	0.8	154	8.6	171	9.5	154	8.6	105	5.9
Lawrence	6	0.7	71	8.6	117	14.2	72	8.7	38	4.6
Lebanon	0	--	130	10.2	160	12.5	145	11.3	65	5.1
Lycoming	4	0.3	175	11.3	155	10.1	262	17.0	88	5.7
Mercer	4	0.4	113	10.1	108	9.7	78	7.0	62	5.6
Northumberland	0	--	134	13.1	96	9.4	98	9.6	38	3.7

Magisterial District Judge - 2019 Civil Processed and Inactive

	Hearing for Defendant	%	Uncategorized	%	Default Judgment Plaintiff	%	Pre-Dispositional Other	%	Cases Processed
<b><u>2nd Class County</u></b>									
Allegheny	871	5.6	1,650	10.7	5,675	36.7	74	0.5	15,461
<b><u>2A Class Counties</u></b>									
Bucks	378	5.5	913	13.4	2,438	35.7	19	0.3	6,820
Delaware	375	5.6	461	6.9	2,364	35.6	12	0.2	6,641
Montgomery	414	5.1	760	9.4	2,765	34.1	16	0.2	8,104
<b><u>3rd Class Counties</u></b>									
Berks	248	5.2	339	7.1	2,139	44.8	18	0.4	4,770
Chester	228	5.6	303	7.5	1,556	38.5	13	0.3	4,039
Cumberland	110	4.3	109	4.2	1,280	49.8	9	0.3	2,572
Dauphin	150	3.7	259	6.5	1,642	40.9	8	0.2	4,011
Erie	111	3.7	176	5.8	1,235	41.0	29	1.0	3,013
Lackawanna	224	7.2	89	2.9	1,218	39.3	14	0.5	3,102
Lancaster	312	7.6	316	7.7	1,895	46.0	10	0.2	4,122
Lehigh	265	6.3	420	10.0	1,694	40.1	18	0.4	4,220
Luzerne	278	5.1	254	4.6	2,291	41.7	18	0.3	5,488
Northampton	195	6.0	283	8.8	1,069	33.1	7	0.2	3,234
Westmoreland	245	5.7	195	4.5	1,557	36.1	27	0.6	4,313
York	262	4.5	552	9.4	2,935	50.0	9	0.2	5,875
<b><u>4th Class Counties</u></b>									
Beaver	104	5.8	26	1.4	633	35.3	14	0.8	1,794
Butler	94	5.0	75	4.0	913	48.4	15	0.8	1,887
Cambria	67	4.7	60	4.2	630	44.4	5	0.4	1,419
Centre	39	4.9	46	5.8	319	40.0	1	0.1	798
Fayette	50	3.1	116	7.2	723	44.7	9	0.6	1,617
Franklin	70	5.0	56	4.0	523	37.3	10	0.7	1,402
Monroe	180	5.4	517	15.5	1,077	32.3	22	0.7	3,332
Schuylkill	82	4.4	103	5.5	842	45.1	2	0.1	1,869
Washington	124	5.4	126	5.5	943	41.0	8	0.3	2,300
<b><u>5th Class Counties</u></b>									
Adams	24	2.7	45	5.0	506	56.5	6	0.7	896
Blair	69	3.9	68	3.8	1,053	58.8	3	0.2	1,791
Lawrence	63	7.7	37	4.5	413	50.2	6	0.7	823
Lebanon	59	4.6	82	6.4	632	49.4	6	0.5	1,279
Lycoming	68	4.4	69	4.5	721	46.8	0	--	1,542
Mercer	50	4.5	36	3.2	659	59.0	7	0.6	1,117
Northumberland	50	4.9	23	2.2	583	56.9	2	0.2	1,024



Magisterial District Judge - 2019 Civil Processed and Inactive

	Default Judgment Defendant	%	Hearing for Plaintiff	%	Dismissed	%	Withdrawn	%	Settled	%
<b><u>6th Class Counties</u></b>										
Armstrong	1	0.2	95	14.7	41	6.4	83	12.9	25	3.9
Bedford	0	--	38	8.4	28	6.2	40	8.8	35	7.7
Bradford	6	0.6	124	13.2	56	5.9	74	7.9	77	8.2
Carbon	4	0.4	136	13.7	84	8.4	91	9.1	69	6.9
Clarion	1	0.3	43	12.2	23	6.5	29	8.2	20	5.7
Clearfield	0	--	107	9.7	247	22.4	42	3.8	56	5.1
Clinton	1	0.4	32	11.3	30	10.6	18	6.4	25	8.9
Columbia	1	0.1	88	9.7	80	8.9	74	8.2	78	8.6
Crawford	2	0.2	83	10.2	74	9.1	56	6.9	47	5.8
Elk	1	0.4	28	12.5	5	2.2	15	6.7	17	7.6
Greene	8	1.9	83	19.9	56	13.4	38	9.1	19	4.5
Huntingdon	0	--	29	8.3	29	8.3	47	13.4	24	6.8
Indiana	6	0.7	87	9.8	68	7.6	99	11.1	35	3.9
Jefferson	3	0.7	40	8.9	42	9.3	28	6.2	30	6.7
McKean	2	0.4	52	11.6	27	6.0	30	6.7	44	9.8
Mifflin	6	1.2	51	10.6	46	9.5	38	7.9	32	6.6
Perry	1	0.2	39	8.9	43	9.9	51	11.7	30	6.9
Pike	8	0.7	142	12.1	180	15.4	97	8.3	87	7.4
Somerset	4	0.4	98	9.6	92	9.0	96	9.4	90	8.8
Susquehanna	12	2.8	76	17.9	26	6.1	44	10.4	31	7.3
Tioga	1	0.3	42	11.2	31	8.2	34	9.0	30	8.0
Venango	1	0.2	64	11.2	78	13.7	53	9.3	23	4.0
Warren	1	0.1	54	8.1	182	27.2	33	4.9	48	7.2
Wayne	2	0.3	90	12.4	72	9.9	73	10.1	40	5.5
<b><u>7th Class Counties</u></b>										
Juniata	0	--	26	10.4	20	8.0	17	6.8	19	7.6
Snyder	0	--	36	10.7	30	8.9	42	12.5	16	4.7
Union	3	0.9	22	6.7	71	21.7	34	10.4	22	6.7
Wyoming	0	--	38	12.0	19	6.0	31	9.8	28	8.9
<b><u>8th Class Counties</u></b>										
Cameron	1	1.6	11	17.2	4	6.3	6	9.4	13	20.3
Forest	0	--	3	5.8	10	19.2	11	21.2	4	7.7
Fulton	2	1.5	9	6.9	9	6.9	6	4.6	13	10.0
Montour	3	1.3	53	22.7	31	13.3	37	15.9	17	7.3
Potter	4	4.3	13	14.1	13	14.1	4	4.3	6	6.5
Sullivan	3	5.4	5	8.9	3	5.4	13	23.2	3	5.4

Magisterial District Judge - 2019 Civil Processed and Inactive

	Hearing for Defendant	%	Uncategorized	%	Default Judgment Plaintiff	%	Pre-Dispositional Other	%	Cases Processed
<b><u>6th Class Counties</u></b>									
Armstrong	24	3.7	31	4.8	338	52.4	7	1.1	645
Bedford	17	3.7	15	3.3	281	61.9	0	--	454
Bradford	35	3.7	35	3.7	534	56.7	1	0.1	942
Carbon	67	6.7	28	2.8	510	51.3	6	0.6	995
Clarion	14	4.0	8	2.3	211	59.9	3	0.9	352
Clearfield	34	3.1	69	6.3	545	49.5	2	0.2	1,102
Clinton	28	9.9	16	5.7	132	46.8	0	--	282
Columbia	53	5.9	49	5.4	478	52.9	2	0.2	903
Crawford	48	5.9	49	6.0	446	54.9	7	0.9	812
Elk	5	2.2	1	0.4	152	67.9	0	--	224
Greene	14	3.3	30	7.2	170	40.7	0	--	418
Huntingdon	15	4.3	6	1.7	200	57.0	1	0.3	351
Indiana	42	4.7	57	6.4	495	55.5	3	0.3	892
Jefferson	24	5.3	26	5.8	253	56.2	4	0.9	450
McKean	19	4.2	14	3.1	260	57.9	1	0.2	449
Mifflin	21	4.4	8	1.7	278	57.7	2	0.4	482
Perry	12	2.8	12	2.8	246	56.4	2	0.5	436
Pike	39	3.3	126	10.8	488	41.7	3	0.3	1,170
Somerset	29	2.8	90	8.8	527	51.4	0	--	1,026
Susquehanna	21	5.0	12	2.8	201	47.4	1	0.2	424
Tioga	10	2.7	9	2.4	217	57.7	2	0.5	376
Venango	37	6.5	64	11.2	246	43.1	5	0.9	571
Warren	17	2.5	9	1.3	318	47.5	8	1.2	670
Wayne	51	7.0	46	6.3	350	48.2	2	0.3	726
<b><u>7th Class Counties</u></b>									
Juniata	2	0.8	5	2.0	161	64.1	1	0.4	251
Snyder	18	5.3	8	2.4	187	55.5	0	--	337
Union	9	2.8	10	3.1	155	47.4	1	0.3	327
Wyoming	12	3.8	5	1.6	183	57.9	0	--	316
<b><u>8th Class Counties</u></b>									
Cameron	3	4.7	0	--	26	40.6	0	--	64
Forest	0	--	5	9.6	19	36.5	0	--	52
Fulton	5	3.8	6	4.6	80	61.5	0	--	130
Montour	5	2.1	0	--	85	36.5	2	0.9	233
Potter	1	1.1	1	1.1	50	54.3	0	--	92
Sullivan	1	1.8	3	5.4	25	44.6	0	--	56

Magisterial District Judge - 2019 Age of Pending Civil

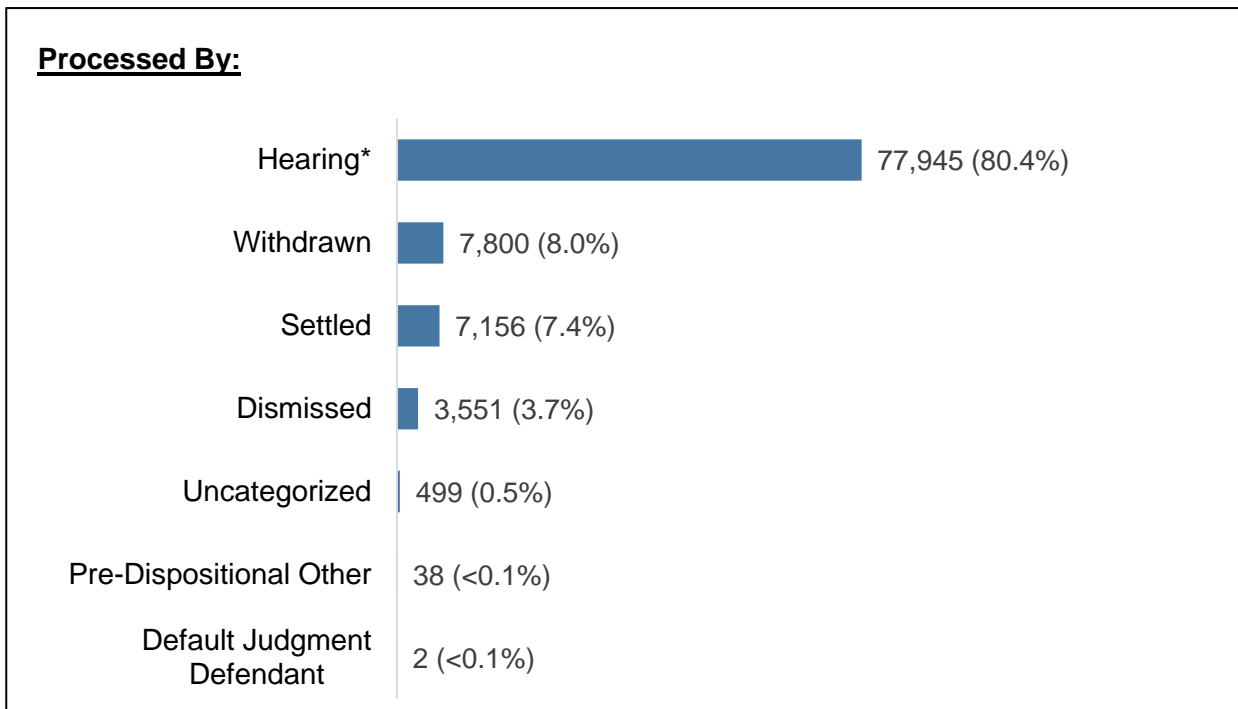
	0-60 Days	%	61-120 Days	%	121-180 Days	%	181-240 Days	%	241-300 Days	%	301-360 Days	%	Over 360 Days	%
<b><u>2nd Class County</u></b>														
Allegheny	2,420	52.7	655	14.3	224	4.9	159	3.5	150	3.3	60	1.3	925	20.1
<b><u>2A Class Counties</u></b>														
Bucks	1,082	67.1	251	15.6	53	3.3	61	3.8	28	1.7	10	0.6	127	7.9
Delaware	1,189	35.9	465	14.0	218	6.6	133	4.0	122	3.7	60	1.8	1,128	34.0
Montgomery	1,323	34.4	483	12.6	188	4.9	115	3.0	66	1.7	29	0.8	1,637	42.6
<b><u>3rd Class Counties</u></b>														
Berks	718	53.1	168	12.4	71	5.3	66	4.9	38	2.8	12	0.9	279	20.6
Chester	579	57.5	164	16.3	57	5.7	38	3.8	15	1.5	8	0.8	146	14.5
Cumberland	397	65.7	95	15.7	26	4.3	13	2.2	8	1.3	5	0.8	60	9.9
Dauphin	608	43.9	167	12.0	44	3.2	40	2.9	31	2.2	16	1.2	480	34.6
Erie	433	45.3	85	8.9	43	4.5	28	2.9	34	3.6	18	1.9	314	32.9
Lackawanna	498	42.9	148	12.7	66	5.7	44	3.8	33	2.8	20	1.7	353	30.4
Lancaster	630	49.0	128	9.9	61	4.7	28	2.2	22	1.7	17	1.3	401	31.2
Lehigh	770	59.3	187	14.4	93	7.2	55	4.2	29	2.2	13	1.0	151	11.6
Luzerne	844	44.6	238	12.6	113	6.0	92	4.9	74	3.9	42	2.2	490	25.9
Northampton	526	46.1	144	12.6	60	5.3	49	4.3	26	2.3	16	1.4	320	28.0
Westmoreland	569	37.8	144	9.6	49	3.3	31	2.1	41	2.7	34	2.3	637	42.3
York	857	58.3	122	8.3	43	2.9	33	2.2	16	1.1	5	0.3	393	26.8
<b><u>4th Class Counties</u></b>														
Beaver	270	21.4	62	4.9	28	2.2	21	1.7	22	1.7	18	1.4	843	66.7
Butler	253	40.2	74	11.8	32	5.1	10	1.6	6	1.0	7	1.1	247	39.3
Cambria	219	65.6	29	8.7	10	3.0	4	1.2	0	--	2	0.6	70	21.0
Centre	109	50.5	19	8.8	7	3.2	2	0.9	2	0.9	0	--	77	35.6
Fayette	269	64.0	67	16.0	11	2.6	6	1.4	8	1.9	4	1.0	55	13.1
Franklin	240	55.4	36	8.3	14	3.2	8	1.8	7	1.6	5	1.2	123	28.4
Monroe	470	49.9	195	20.7	56	6.0	36	3.8	37	3.9	20	2.1	127	13.5
Schuylkill	290	58.1	71	14.2	23	4.6	31	6.2	19	3.8	1	0.2	64	12.8
Washington	402	51.1	64	8.1	54	6.9	32	4.1	18	2.3	10	1.3	207	26.3
<b><u>5th Class Counties</u></b>														
Adams	152	52.8	19	6.6	16	5.6	11	3.8	10	3.5	8	2.8	72	25.0
Blair	241	63.9	32	8.5	11	2.9	8	2.1	8	2.1	4	1.1	73	19.4
Lawrence	150	68.2	30	13.6	9	4.1	4	1.8	1	0.5	3	1.4	23	10.5
Lebanon	224	38.6	36	6.2	19	3.3	7	1.2	4	0.7	5	0.9	286	49.2
Lycoming	173	52.7	25	7.6	9	2.7	12	3.7	8	2.4	8	2.4	93	28.4
Mercer	159	50.8	30	9.6	8	2.6	4	1.3	3	1.0	6	1.9	103	32.9
Northumberland	167	28.9	28	4.9	25	4.3	25	4.3	21	3.6	8	1.4	303	52.5

Magisterial District Judge - 2019 Age of Pending Civil

	0-60		61-120		121-180		181-240		241-300		301-360		Over 360	
	Days	%	Days	%	Days	%	Days	%	Days	%	Days	%	Days	%
<b><u>6th Class Counties</u></b>														
Armstrong	104	80.0	11	8.5	3	2.3	0	--	2	1.5	1	0.8	9	6.9
Bedford	56	28.1	9	4.5	3	1.5	2	1.0	1	0.5	0	--	128	64.3
Bradford	110	67.1	12	7.3	8	4.9	2	1.2	5	3.0	5	3.0	22	13.4
Carbon	147	67.4	34	15.6	12	5.5	7	3.2	4	1.8	0	--	14	6.4
Clarion	65	70.7	8	8.7	3	3.3	4	4.3	2	2.2	2	2.2	8	8.7
Clearfield	149	18.4	16	2.0	3	0.4	9	1.1	3	0.4	3	0.4	628	77.4
Clinton	68	81.0	3	3.6	1	1.2	1	1.2	1	1.2	1	1.2	9	10.7
Columbia	119	71.3	22	13.2	3	1.8	12	7.2	0	--	1	0.6	10	6.0
Crawford	90	33.1	16	5.9	2	0.7	5	1.8	3	1.1	1	0.4	155	57.0
Elk	48	19.8	6	2.5	6	2.5	4	1.6	3	1.2	1	0.4	175	72.0
Greene	77	78.6	8	8.2	4	4.1	3	3.1	0	--	1	1.0	5	5.1
Huntingdon	68	86.1	2	2.5	0	--	0	--	1	1.3	0	--	8	10.1
Indiana	123	49.4	29	11.6	12	4.8	11	4.4	20	8.0	9	3.6	45	18.1
Jefferson	68	57.6	12	10.2	1	0.8	2	1.7	2	1.7	2	1.7	31	26.3
McKean	60	65.2	13	14.1	2	2.2	0	--	2	2.2	0	--	15	16.3
Mifflin	65	56.5	10	8.7	2	1.7	1	0.9	0	--	0	--	37	32.2
Perry	65	43.0	9	6.0	8	5.3	5	3.3	6	4.0	1	0.7	57	37.7
Pike	204	46.5	56	12.8	20	4.6	18	4.1	11	2.5	4	0.9	126	28.7
Somerset	151	75.5	10	5.0	3	1.5	3	1.5	1	0.5	1	0.5	31	15.5
Susquehanna	59	77.6	9	11.8	0	--	1	1.3	1	1.3	0	--	6	7.9
Tioga	85	81.0	0	--	0	--	0	--	0	--	0	--	20	19.0
Venango	78	54.5	20	14.0	5	3.5	8	5.6	4	2.8	1	0.7	27	18.9
Warren	87	25.7	12	3.6	7	2.1	9	2.7	4	1.2	5	1.5	214	63.3
Wayne	97	57.1	31	18.2	11	6.5	3	1.8	0	--	1	0.6	27	15.9
<b><u>7th Class Counties</u></b>														
Juniata	30	39.5	5	6.6	1	1.3	0	--	1	1.3	0	--	39	51.3
Snyder	71	42.0	4	2.4	1	0.6	1	0.6	0	--	0	--	92	54.4
Union	43	55.1	14	17.9	5	6.4	2	2.6	1	1.3	0	--	13	16.7
Wyoming	49	73.1	9	13.4	3	4.5	1	1.5	0	--	0	--	5	7.5
<b><u>8th Class Counties</u></b>														
Cameron	2	9.5	6	28.6	0	--	0	--	0	--	2	9.5	11	52.4
Forest	12	41.4	3	10.3	2	6.9	3	10.3	1	3.4	0	--	8	27.6
Fulton	37	67.3	3	5.5	2	3.6	0	--	1	1.8	0	--	12	21.8
Montour	24	31.2	7	9.1	6	7.8	7	9.1	0	--	4	5.2	29	37.7
Potter	18	64.3	0	--	1	3.6	3	10.7	0	--	0	--	6	21.4
Sullivan	11	91.7	0	--	1	8.3	0	--	0	--	0	--	0	--

## 2019 Magisterial District Judge State Totals Landlord/Tenant

Cases Pending 1/1/19	7,576	Age of Pending Cases		
New Cases Filed	96,805	<b>0-60 Days</b>	3,843	52.0%
Closed Case Status Change	1	<b>61-120 Days</b>	93	1.3%
		<b>121-180 Days</b>	46	0.6%
<b>Cases Available for Processing</b>	<b>104,382</b>	<b>181-240 Days</b>	34	0.5%
		<b>241-300 Days</b>	37	0.5%
<b>Cases Processed and Inactive</b>	<b>96,991</b>	<b>301-360 Days</b>	28	0.4%
		<b>Over 360 Days</b>	3,310	44.8%
<b>Cases Pending 12/31/19</b>	<b>7,391</b>	<b>Total</b>	<b>7,391</b>	



* Hearing for Plaintiff	76,689	(98.4%)
Hearing for Defendant	1,256	(1.6%)

For the most recent data, visit the AOPC website at <http://www.pacourts.us/news-and-statistics/research-and-statistics/dashboard-table-of-contents/magisterial-district-courts-statewide-dashboard>

Magisterial District Judge - 2019 Landlord/Tenant Available for Processing

	Cases Pending 1/1/19	New Cases Filed	Closed Case Status Change	Cases Available for Processing	Cases Processed	Cases Pending 12/31/19
<b><u>2nd Class County</u></b>						
Allegheny	910	13,146	0	14,056	13,265	791
<b><u>2A Class Counties</u></b>						
Bucks	307	5,617	0	5,924	5,582	342
Delaware	853	7,057	0	7,910	7,034	876
Montgomery	897	6,362	0	7,259	6,269	990
<b><u>3rd Class Counties</u></b>						
Berks	253	4,728	1	4,982	4,722	260
Chester	139	2,505	0	2,644	2,499	145
Cumberland	93	1,897	0	1,990	1,886	104
Dauphin	632	7,017	0	7,649	7,188	461
Erie	157	3,155	0	3,312	3,166	146
Lackawanna	165	1,857	0	2,022	1,841	181
Lancaster	283	4,359	0	4,642	4,362	280
Lehigh	274	6,621	0	6,895	6,629	266
Luzerne	237	2,418	0	2,655	2,419	236
Northampton	242	3,015	0	3,257	3,030	227
Westmoreland	253	1,689	0	1,942	1,707	235
York	437	6,227	0	6,664	6,238	426
<b><u>4th Class Counties</u></b>						
Beaver	159	1,303	0	1,462	1,311	151
Butler	83	723	0	806	723	83
Cambria	44	732	0	776	723	53
Centre	59	675	0	734	676	58
Fayette	33	715	0	748	707	41
Franklin	100	1,374	0	1,474	1,363	111
Monroe	72	1,254	0	1,326	1,256	70
Schuylkill	39	805	0	844	810	34
Washington	96	1,217	0	1,313	1,198	115
<b><u>5th Class Counties</u></b>						
Adams	22	391	0	413	392	21
Blair	50	944	0	994	930	64
Lawrence	32	658	0	690	660	30
Lebanon	94	1,082	0	1,176	1,100	76
Lycoming	38	859	0	897	867	30
Mercer	40	860	0	900	861	39
Northumberland	40	469	0	509	452	57

Magisterial District Judge - 2019 Landlord/Tenant Available for Processing

	Cases Pending 1/1/19	New Cases Filed	Closed Case Status Change	Cases Available for Processing	Cases Processed	Cases Pending 12/31/19
<b><u>6th Class Counties</u></b>						
Armstrong	23	203	0	226	221	5
Bedford	11	113	0	124	110	14
Bradford	14	290	0	304	292	12
Carbon	14	349	0	363	347	16
Clarion	5	66	0	71	66	5
Clearfield	44	259	0	303	263	40
Clinton	15	175	0	190	179	11
Columbia	19	525	0	544	524	20
Crawford	29	326	0	355	330	25
Elk	5	71	0	76	69	7
Greene	10	161	0	171	166	5
Huntingdon	5	133	0	138	134	4
Indiana	20	334	0	354	339	15
Jefferson	29	120	0	149	124	25
McKean	8	153	0	161	154	7
Mifflin	4	162	0	166	157	9
Perry	38	194	0	232	192	40
Pike	26	157	0	183	157	26
Somerset	9	199	0	208	200	8
Susquehanna	4	121	0	125	124	1
Tioga	13	124	0	137	131	6
Venango	26	146	0	172	145	27
Warren	12	110	0	122	109	13
Wayne	9	163	0	172	163	9
<b><u>7th Class Counties</u></b>						
Juniata	3	36	0	39	35	4
Snyder	12	76	0	88	76	12
Union	14	87	0	101	97	4
Wyoming	4	49	0	53	52	1
<b><u>8th Class Counties</u></b>						
Cameron	0	23	0	23	23	0
Forest	2	9	0	11	8	3
Fulton	3	36	0	39	31	8
Montour	12	83	0	95	85	10
Potter	1	18	0	19	19	0
Sullivan	0	3	0	3	3	0

Magisterial District Judge - 2019 Landlord/Tenant Processed and Inactive

	Hearing for Plaintiff	%	Settled	%	Withdrawn	%	Dismissed	%	Hearing for Defendant	%
<b><u>2nd Class County</u></b>										
Allegheny	11,077	83.5	588	4.4	795	6.0	593	4.5	193	1.5
<b><u>2A Class Counties</u></b>										
Bucks	4,180	74.9	527	9.4	739	13.2	84	1.5	41	0.7
Delaware	5,229	74.3	622	8.8	730	10.4	342	4.9	64	0.9
Montgomery	4,243	67.7	558	8.9	1,221	19.5	151	2.4	56	0.9
<b><u>3rd Class Counties</u></b>										
Berks	3,809	80.7	294	6.2	319	6.8	200	4.2	87	1.8
Chester	1,688	67.5	264	10.6	377	15.1	112	4.5	28	1.1
Cumberland	1,478	78.4	241	12.8	97	5.1	33	1.7	29	1.5
Dauphin	5,725	79.6	722	10.0	437	6.1	253	3.5	23	0.3
Erie	2,776	87.7	209	6.6	56	1.8	73	2.3	32	1.0
Lackawanna	1,515	82.3	74	4.0	103	5.6	97	5.3	33	1.8
Lancaster	3,288	75.4	410	9.4	490	11.2	96	2.2	55	1.3
Lehigh	5,265	79.4	492	7.4	436	6.6	337	5.1	71	1.1
Luzerne	2,023	83.6	106	4.4	82	3.4	114	4.7	66	2.7
Northampton	2,310	76.2	346	11.4	190	6.3	86	2.8	47	1.6
Westmoreland	1,482	86.8	67	3.9	63	3.7	55	3.2	29	1.7
York	4,838	77.6	824	13.2	315	5.0	195	3.1	49	0.8
<b><u>4th Class Counties</u></b>										
Beaver	1,163	88.7	32	2.4	56	4.3	51	3.9	6	0.5
Butler	580	80.2	35	4.8	61	8.4	8	1.1	36	5.0
Cambria	638	88.2	5	0.7	39	5.4	21	2.9	14	1.9
Centre	436	64.5	37	5.5	183	27.1	9	1.3	9	1.3
Fayette	586	82.9	43	6.1	31	4.4	33	4.7	11	1.6
Franklin	1,069	78.4	112	8.2	109	8.0	39	2.9	24	1.8
Monroe	942	75.0	64	5.1	118	9.4	81	6.4	34	2.7
Schuylkill	688	84.9	23	2.8	36	4.4	37	4.6	16	2.0
Washington	993	82.9	46	3.8	69	5.8	50	4.2	28	2.3
<b><u>5th Class Counties</u></b>										
Adams	310	79.1	46	11.7	20	5.1	4	1.0	11	2.8
Blair	715	76.9	45	4.8	84	9.0	40	4.3	31	3.3
Lawrence	550	83.3	18	2.7	17	2.6	61	9.2	10	1.5
Lebanon	863	78.5	81	7.4	84	7.6	61	5.5	8	0.7
Lycoming	745	85.9	4	0.5	82	9.5	27	3.1	6	0.7
Mercer	756	87.8	9	1.0	46	5.3	35	4.1	11	1.3
Northumberland	396	87.6	12	2.7	24	5.3	9	2.0	8	1.8



Magisterial District Judge - 2019 Landlord/Tenant Processed and Inactive

	Uncategorized	%	Pre-Dispositional Other	%	Default Judgment Plaintiff	%	Default Judgment Defendant	%	Cases Processed
<b><u>2nd Class County</u></b>									
Allegheny	17	0.1	2	<0.1	0	--	0	--	13,265
<b><u>2A Class Counties</u></b>									
Bucks	6	0.1	5	0.1	0	--	0	--	5,582
Delaware	46	0.7	1	<0.1	0	--	0	--	7,034
Montgomery	36	0.6	3	<0.1	0	--	1	<0.1	6,269
<b><u>3rd Class Counties</u></b>									
Berks	13	0.3	0	--	0	--	0	--	4,722
Chester	26	1.0	4	0.2	0	--	0	--	2,499
Cumberland	7	0.4	1	0.1	0	--	0	--	1,886
Dauphin	28	0.4	0	--	0	--	0	--	7,188
Erie	19	0.6	1	<0.1	0	--	0	--	3,166
Lackawanna	18	1.0	1	0.1	0	--	0	--	1,841
Lancaster	21	0.5	2	<0.1	0	--	0	--	4,362
Lehigh	26	0.4	2	<0.1	0	--	0	--	6,629
Luzerne	27	1.1	1	<0.1	0	--	0	--	2,419
Northampton	51	1.7	0	--	0	--	0	--	3,030
Westmoreland	8	0.5	2	0.1	0	--	1	0.1	1,707
York	15	0.2	2	<0.1	0	--	0	--	6,238
<b><u>4th Class Counties</u></b>									
Beaver	3	0.2	0	--	0	--	0	--	1,311
Butler	2	0.3	1	0.1	0	--	0	--	723
Cambria	6	0.8	0	--	0	--	0	--	723
Centre	2	0.3	0	--	0	--	0	--	676
Fayette	3	0.4	0	--	0	--	0	--	707
Franklin	9	0.7	1	0.1	0	--	0	--	1,363
Monroe	12	1.0	5	0.4	0	--	0	--	1,256
Schuylkill	10	1.2	0	--	0	--	0	--	810
Washington	11	0.9	1	0.1	0	--	0	--	1,198
<b><u>5th Class Counties</u></b>									
Adams	1	0.3	0	--	0	--	0	--	392
Blair	15	1.6	0	--	0	--	0	--	930
Lawrence	4	0.6	0	--	0	--	0	--	660
Lebanon	3	0.3	0	--	0	--	0	--	1,100
Lycoming	3	0.3	0	--	0	--	0	--	867
Mercer	4	0.5	0	--	0	--	0	--	861
Northumberland	3	0.7	0	--	0	--	0	--	452

Magisterial District Judge - 2019 Landlord/Tenant Processed and Inactive

	Hearing for Plaintiff		Settled		Withdrawn		Dismissed		Hearing for Defendant	
		%		%		%		%		%
<b><u>6th Class Counties</u></b>										
Armstrong	191	86.4	3	1.4	9	4.1	8	3.6	5	2.3
Bedford	94	85.5	5	4.5	3	2.7	3	2.7	5	4.5
Bradford	263	90.1	6	2.1	10	3.4	9	3.1	3	1.0
Carbon	305	87.9	18	5.2	9	2.6	4	1.2	8	2.3
Clarion	51	77.3	6	9.1	7	10.6	1	1.5	0	--
Clearfield	233	88.6	6	2.3	7	2.7	13	4.9	3	1.1
Clinton	145	81.0	16	8.9	9	5.0	7	3.9	2	1.1
Columbia	434	82.8	8	1.5	71	13.5	3	0.6	8	1.5
Crawford	285	86.4	11	3.3	15	4.5	11	3.3	2	0.6
Elk	64	92.8	0	--	2	2.9	2	2.9	1	1.4
Greene	134	80.7	8	4.8	11	6.6	9	5.4	4	2.4
Huntingdon	112	83.6	3	2.2	13	9.7	0	--	4	3.0
Indiana	271	79.9	26	7.7	15	4.4	21	6.2	3	0.9
Jefferson	110	88.7	2	1.6	1	0.8	5	4.0	6	4.8
McKean	132	85.7	9	5.8	4	2.6	9	5.8	0	--
Mifflin	140	89.2	2	1.3	11	7.0	0	--	2	1.3
Perry	157	81.8	16	8.3	10	5.2	6	3.1	1	0.5
Pike	135	86.0	2	1.3	9	5.7	4	2.5	6	3.8
Somerset	170	85.0	7	3.5	8	4.0	1	0.5	4	2.0
Susquehanna	100	80.6	3	2.4	6	4.8	9	7.3	5	4.0
Tioga	102	77.9	10	7.6	10	7.6	6	4.6	1	0.8
Venango	120	82.8	4	2.8	6	4.1	10	6.9	3	2.1
Warren	93	85.3	6	5.5	2	1.8	4	3.7	3	2.8
Wayne	139	85.3	2	1.2	9	5.5	7	4.3	4	2.5
<b><u>7th Class Counties</u></b>										
Juniata	29	82.9	3	8.6	1	2.9	2	5.7	0	--
Snyder	63	82.9	0	--	11	14.5	1	1.3	0	--
Union	68	70.1	12	12.4	15	15.5	1	1.0	1	1.0
Wyoming	47	90.4	2	3.8	2	3.8	0	--	1	1.9
<b><u>8th Class Counties</u></b>										
Cameron	18	78.3	1	4.3	0	--	2	8.7	2	8.7
Forest	7	87.5	0	--	0	--	1	12.5	0	--
Fulton	24	77.4	1	3.2	2	6.5	2	6.5	1	3.2
Montour	76	89.4	2	2.4	3	3.5	2	2.4	2	2.4
Potter	18	94.7	0	--	0	--	1	5.3	0	--
Sullivan	3	100.0	0	--	0	--	0	--	0	--

Magisterial District Judge - 2019 Landlord/Tenant Processed and Inactive

	Uncategorized	%	Pre-Dispositional Other	%	Default Judgment Plaintiff	%	Default Judgment Defendant	%	Cases Processed
<b><u>6th Class Counties</u></b>									
Armstrong	5	2.3	0	--	0	--	0	--	221
Bedford	0	--	0	--	0	--	0	--	110
Bradford	1	0.3	0	--	0	--	0	--	292
Carbon	3	0.9	0	--	0	--	0	--	347
Clarion	1	1.5	0	--	0	--	0	--	66
Clearfield	1	0.4	0	--	0	--	0	--	263
Clinton	0	--	0	--	0	--	0	--	179
Columbia	0	--	0	--	0	--	0	--	524
Crawford	6	1.8	0	--	0	--	0	--	330
Elk	0	--	0	--	0	--	0	--	69
Greene	0	--	0	--	0	--	0	--	166
Huntingdon	2	1.5	0	--	0	--	0	--	134
Indiana	3	0.9	0	--	0	--	0	--	339
Jefferson	0	--	0	--	0	--	0	--	124
McKean	0	--	0	--	0	--	0	--	154
Mifflin	1	0.6	1	0.6	0	--	0	--	157
Perry	1	0.5	1	0.5	0	--	0	--	192
Pike	1	0.6	0	--	0	--	0	--	157
Somerset	10	5.0	0	--	0	--	0	--	200
Susquehanna	1	0.8	0	--	0	--	0	--	124
Tioga	1	0.8	1	0.8	0	--	0	--	131
Venango	2	1.4	0	--	0	--	0	--	145
Warren	1	0.9	0	--	0	--	0	--	109
Wayne	2	1.2	0	--	0	--	0	--	163
<b><u>7th Class Counties</u></b>									
Juniata	0	--	0	--	0	--	0	--	35
Snyder	1	1.3	0	--	0	--	0	--	76
Union	0	--	0	--	0	--	0	--	97
Wyoming	0	--	0	--	0	--	0	--	52
<b><u>8th Class Counties</u></b>									
Cameron	0	--	0	--	0	--	0	--	23
Forest	0	--	0	--	0	--	0	--	8
Fulton	1	3.2	0	--	0	--	0	--	31
Montour	0	--	0	--	0	--	0	--	85
Potter	0	--	0	--	0	--	0	--	19
Sullivan	0	--	0	--	0	--	0	--	3

Magisterial District Judge - 2019 Age of Pending Landlord/Tenant

	0-60 Days	%	61-120 Days	%	121-180 Days	%	181-240 Days	%	241-300 Days	%	301-360 Days	%	Over 360 Days	%
<b><u>2nd Class County</u></b>														
Allegheny	419	53.0	6	0.8	6	0.8	3	0.4	0	--	2	0.3	355	44.9
<b><u>2A Class Counties</u></b>														
Bucks	330	96.5	3	0.9	1	0.3	1	0.3	0	--	0	--	7	2.0
Delaware	420	47.9	15	1.7	10	1.1	4	0.5	3	0.3	4	0.5	420	47.9
Montgomery	367	37.1	14	1.4	2	0.2	5	0.5	13	1.3	6	0.6	583	58.9
<b><u>3rd Class Counties</u></b>														
Berks	144	55.4	2	0.8	0	--	0	--	0	--	0	--	114	43.8
Chester	121	83.4	1	0.7	0	--	3	2.1	3	2.1	0	--	17	11.7
Cumberland	74	71.2	3	2.9	1	1.0	0	--	0	--	0	--	26	25.0
Dauphin	247	53.6	2	0.4	0	--	1	0.2	0	--	2	0.4	209	45.3
Erie	72	49.3	1	0.7	0	--	0	--	3	2.1	0	--	70	47.9
Lackawanna	68	37.6	9	5.0	3	1.7	1	0.6	0	--	0	--	100	55.2
Lancaster	159	56.8	4	1.4	5	1.8	0	--	0	--	2	0.7	110	39.3
Lehigh	249	93.6	0	--	1	0.4	0	--	0	--	1	0.4	15	5.6
Luzerne	97	41.1	4	1.7	3	1.3	2	0.8	4	1.7	1	0.4	125	53.0
Northampton	97	42.7	13	5.7	3	1.3	4	1.8	1	0.4	1	0.4	108	47.6
Westmoreland	53	22.6	0	--	0	--	0	--	1	0.4	1	0.4	180	76.6
York	256	60.1	2	0.5	2	0.5	1	0.2	0	--	1	0.2	164	38.5
<b><u>4th Class Counties</u></b>														
Beaver	40	26.5	2	1.3	3	2.0	1	0.7	1	0.7	0	--	104	68.9
Butler	24	28.9	2	2.4	0	--	0	--	0	--	1	1.2	56	67.5
Cambria	31	58.5	0	--	0	--	1	1.9	0	--	0	--	21	39.6
Centre	43	74.1	0	--	0	--	0	--	0	--	0	--	15	25.9
Fayette	27	65.9	0	--	0	--	0	--	0	--	0	--	14	34.1
Franklin	41	36.9	0	--	0	--	0	--	0	--	1	0.9	69	62.2
Monroe	51	72.9	0	--	1	1.4	0	--	0	--	0	--	18	25.7
Schuylkill	28	82.4	1	2.9	0	--	2	5.9	0	--	0	--	3	8.8
Washington	49	42.6	4	3.5	0	--	0	--	2	1.7	1	0.9	59	51.3
<b><u>5th Class Counties</u></b>														
Adams	15	71.4	0	--	0	--	0	--	0	--	0	--	6	28.6
Blair	32	50.0	0	--	0	--	0	--	1	1.6	0	--	31	48.4
Lawrence	24	80.0	0	--	0	--	0	--	0	--	0	--	6	20.0
Lebanon	27	35.5	0	--	0	--	0	--	0	--	0	--	49	64.5
Lycoming	18	60.0	0	--	0	--	2	6.7	0	--	0	--	10	33.3
Mercer	19	48.7	0	--	0	--	0	--	0	--	0	--	20	51.3
Northumberland	28	49.1	0	--	1	1.8	0	--	1	1.8	0	--	27	47.4

Magisterial District Judge - 2019 Age of Pending Landlord/Tenant

	0-60 Days	%	61-120 Days	%	121-180 Days	%	181-240 Days	%	241-300 Days	%	301-360 Days	%	Over 360 Days	%
<b><u>6th Class Counties</u></b>														
Armstrong	3	60.0	1	20.0	0	--	0	--	1	20.0	0	--	0	--
Bedford	6	42.9	0	--	0	--	0	--	0	--	0	--	8	57.1
Bradford	6	50.0	0	--	0	--	0	--	0	--	0	--	6	50.0
Carbon	14	87.5	0	--	0	--	1	6.3	0	--	0	--	1	6.3
Clarion	4	80.0	0	--	0	--	0	--	0	--	0	--	1	20.0
Clearfield	6	15.0	1	2.5	0	--	0	--	0	--	1	2.5	32	80.0
Clinton	5	45.5	0	--	1	9.1	0	--	0	--	0	--	5	45.5
Columbia	20	100.0	0	--	0	--	0	--	0	--	0	--	0	--
Crawford	14	56.0	0	--	0	--	0	--	0	--	0	--	11	44.0
Elk	4	57.1	0	--	0	--	0	--	0	--	0	--	3	42.9
Greene	4	80.0	0	--	0	--	0	--	1	20.0	0	--	0	--
Huntingdon	3	75.0	1	25.0	0	--	0	--	0	--	0	--	0	--
Indiana	11	73.3	0	--	0	--	0	--	0	--	1	6.7	3	20.0
Jefferson	1	4.0	0	--	0	--	0	--	0	--	0	--	24	96.0
McKean	4	57.1	0	--	0	--	1	14.3	0	--	0	--	2	28.6
Mifflin	7	77.8	0	--	0	--	0	--	0	--	0	--	2	22.2
Perry	10	25.0	0	--	2	5.0	0	--	1	2.5	0	--	27	67.5
Pike	6	23.1	0	--	0	--	1	3.8	0	--	1	3.8	18	69.2
Somerset	4	50.0	2	25.0	1	12.5	0	--	0	--	0	--	1	12.5
Susquehanna	1	100.0	0	--	0	--	0	--	0	--	0	--	0	--
Tioga	5	83.3	0	--	0	--	0	--	0	--	0	--	1	16.7
Venango	6	22.2	0	--	0	--	0	--	0	--	0	--	21	77.8
Warren	5	38.5	0	--	0	--	0	--	0	--	0	--	8	61.5
Wayne	8	88.9	0	--	0	--	0	--	0	--	0	--	1	11.1
<b><u>7th Class Counties</u></b>														
Juniata	0	--	0	--	0	--	0	--	0	--	1	25.0	3	75.0
Snyder	3	25.0	0	--	0	--	0	--	0	--	0	--	9	75.0
Union	4	100.0	0	--	0	--	0	--	0	--	0	--	0	--
Wyoming	1	100.0	0	--	0	--	0	--	0	--	0	--	0	--
<b><u>8th Class Counties</u></b>														
Cameron	0	--	0	--	0	--	0	--	0	--	0	--	0	--
Forest	1	33.3	0	--	0	--	0	--	1	33.3	0	--	1	33.3
Fulton	6	75.0	0	--	0	--	0	--	0	--	0	--	2	25.0
Montour	1	10.0	0	--	0	--	0	--	0	--	0	--	9	90.0
Potter	0	--	0	--	0	--	0	--	0	--	0	--	0	--
Sullivan	0	--	0	--	0	--	0	--	0	--	0	--	0	--

Magisterial District Judge - 2019 Orders of Execution & Possession

	<u>Civil Action</u>	<u>Landlord/Tenant</u>			<u>Civil Action</u>	<u>Landlord/Tenant</u>	
	Execution	Execution	Possession		Execution	Execution	Possession
<b>State Total</b>	<b>1,570</b>	<b>226</b>	<b>39,516</b>				
<b><u>2nd Class County</u></b>				<b><u>6th Class Counties</u></b>			
Allegheny	59	5	5,524	Armstrong	10	0	80
<b><u>2A Class Counties</u></b>				Bedford	11	2	36
Bucks	103	4	2,152	Bradford	41	3	97
Delaware	49	2	3,100	Carbon	28	2	153
Montgomery	148	5	2,313	Clarion	7	1	12
<b><u>3rd Class Counties</u></b>				Clearfield	20	12	96
Berks	57	2	2,125	Clinton	7	2	61
Chester	72	6	899	Columbia	44	4	197
Cumberland	7	0	722	Crawford	24	0	150
Dauphin	1	2	3,170	Elk	13	0	21
Erie	56	27	1,430	Greene	8	0	44
Lackawanna	1	0	740	Huntingdon	5	3	43
Lancaster	90	16	1,720	Indiana	2	0	121
Lehigh	26	4	2,733	Jefferson	11	6	28
Luzerne	120	7	991	McKean	29	1	47
Northampton	20	2	1,161	Mifflin	11	1	63
Westmoreland	26	18	641	Perry	0	0	61
York	29	3	2,563	Pike	2	0	62
<b><u>4th Class Counties</u></b>				Somerset	0	0	54
Beaver	16	6	617	Susquehanna	9	3	36
Butler	12	16	244	Tioga	6	3	30
Cambria	27	1	256	Venango	15	6	53
Centre	23	5	150	Warren	17	2	27
Fayette	0	1	333	Wayne	14	0	69
Franklin	24	6	546	<b><u>7th Class Counties</u></b>			
Monroe	39	3	465	Juniata	10	0	14
Schuylkill	30	2	346	Snyder	14	3	21
Washington	3	12	557	Union	8	1	33
<b><u>5th Class Counties</u></b>				Wyoming	5	0	16
Adams	15	0	135	<b><u>8th Class Counties</u></b>			
Blair	32	1	401	Cameron	0	0	8
Lawrence	9	0	283	Forest	0	0	1
Lebanon	31	7	439	Fulton	9	0	8
Lycoming	14	3	317	Montour	8	2	28
Mercer	18	1	466	Potter	7	1	6
Northumberland	17	1	200	Sullivan	1	0	1

Magisterial District Judge - 2019 Emergency Protection from Abuse

	Filed	Granted	%	Denied	%	Unreported	%
<b>State Total</b>	<b>8,922</b>	<b>7,025</b>	<b>78.7</b>	<b>1,602</b>	<b>18.0</b>	<b>295</b>	<b>3.3</b>
<b><u>2nd Class County</u></b>							
Allegheny	3,909	2,988	76.4	887	22.7	34	0.9
<b><u>2A Class Counties</u></b>							
Bucks	35	34	97.1	1	2.9	0	--
Delaware	364	307	84.3	15	4.1	42	11.5
Montgomery	76	62	81.6	4	5.3	10	13.2
<b><u>3rd Class Counties</u></b>							
Berks	867	606	69.9	256	29.5	5	0.6
Chester	209	170	81.3	39	18.7	0	--
Cumberland	1	1	100.0	0	--	0	--
Dauphin	328	260	79.3	17	5.2	51	15.5
Erie	22	15	68.2	5	22.7	2	9.1
Lackawanna	37	21	56.8	0	--	16	43.2
Lancaster	65	55	84.6	2	3.1	8	12.3
Lehigh	399	355	89.0	41	10.3	3	0.8
Luzerne	101	83	82.2	6	5.9	12	11.9
Northampton	154	140	90.9	8	5.2	6	3.9
Westmoreland	140	120	85.7	18	12.9	2	1.4
York	410	259	63.2	147	35.9	4	1.0
<b><u>4th Class Counties</u></b>							
Beaver	293	275	93.9	13	4.4	5	1.7
Butler	72	59	81.9	13	18.1	0	--
Cambria	7	7	100.0	0	--	0	--
Centre	51	39	76.5	9	17.6	3	5.9
Fayette	186	140	75.3	40	21.5	6	3.2
Franklin	0	0	--	0	--	0	--
Monroe	21	18	85.7	0	--	3	14.3
Schuylkill	57	46	80.7	3	5.3	8	14.0
Washington	53	51	96.2	1	1.9	1	1.9
<b><u>5th Class Counties</u></b>							
Adams	26	22	84.6	2	7.7	2	7.7
Blair	154	140	90.9	13	8.4	1	0.6
Lawrence	37	21	56.8	2	5.4	14	37.8
Lebanon	9	5	55.6	4	44.4	0	--
Lycoming	22	17	77.3	0	--	5	22.7
Mercer	91	78	85.7	13	14.3	0	--
Northumberland	42	40	95.2	0	--	2	4.8

Magisterial District Judge - 2019 Emergency Protection from Abuse

	Filed	Granted	%	Denied	%	Unreported	%
<b><u>6th Class Counties</u></b>							
Armstrong	34	29	85.3	1	2.9	4	11.8
Bedford	0	0	--	0	--	0	--
Bradford	43	34	79.1	3	7.0	6	14.0
Carbon	52	41	78.8	0	--	11	21.2
Clarion	2	0	--	0	--	2	100.0
Clearfield	32	30	93.8	0	--	2	6.3
Clinton	30	26	86.7	3	10.0	1	3.3
Columbia	33	31	93.9	2	6.1	0	--
Crawford	5	2	40.0	0	--	3	60.0
Elk	24	17	70.8	3	12.5	4	16.7
Greene	64	60	93.8	3	4.7	1	1.6
Huntingdon	34	32	94.1	2	5.9	0	--
Indiana	24	19	79.2	4	16.7	1	4.2
Jefferson	13	10	76.9	0	--	3	23.1
McKean	0	0	--	0	--	0	--
Mifflin	1	1	100.0	0	--	0	--
Perry	0	0	--	0	--	0	--
Pike	37	35	94.6	2	5.4	0	--
Somerset	15	14	93.3	0	--	1	6.7
Susquehanna	18	11	61.1	7	38.9	0	--
Tioga	20	19	95.0	0	--	1	5.0
Venango	53	44	83.0	5	9.4	4	7.5
Warren	6	6	100.0	0	--	0	--
Wayne	77	71	92.2	3	3.9	3	3.9
<b><u>7th Class Counties</u></b>							
Juniata	3	1	33.3	0	--	2	66.7
Snyder	15	14	93.3	1	6.7	0	--
Union	12	12	100.0	0	--	0	--
Wyoming	12	9	75.0	2	16.7	1	8.3
<b><u>8th Class Counties</u></b>							
Cameron	1	1	100.0	0	--	0	--
Forest	1	1	100.0	0	--	0	--
Fulton	1	0	--	1	100.0	0	--
Montour	9	9	100.0	0	--	0	--
Potter	12	11	91.7	1	8.3	0	--
Sullivan	1	1	100.0	0	--	0	--



---

---

## **MAGISTERIAL DISTRICT JUDGE**

<b>Active Warrant Status Change</b>	Cases that begin the reporting period with an active warrant and the warrant was returned or cancelled during the reporting period.
<b>Adjudicated Case Status Change</b>	Cases that were adjudicated prior to the reporting period and had the disposition removed during the reporting period.
<b>Age of Pending Cases</b>	A breakdown of the active magisterial district judge caseload by the interval of time elapsed from the date the case is filed in the magisterial district judge office to the end of the current year.
<b>Bankruptcy Status Change</b>	Cases that were in a bankruptcy status prior to the reporting period and had the bankruptcy removed or discharged during the reporting period.
<b>Cases Disposed</b>	The number of cases in which a magisterial district judge renders a decision, a guilty plea is entered, or some other final decision is made. A case is counted as disposed even though all fines and costs may not have been collected.
<b>Cases Filed</b>	<p>The number of cases initiated during the year.</p> <p>Initiated by a citation: Traffic and Non-Traffic;</p> <p>Initiated by a complaint: Civil Action, Landlord/Tenant Action and Private Criminal;</p> <p>Initiated by a petition: Emergency Protection From Abuse.</p> <p>The individually numbered docket transcript (OTN) is the unit of count for Criminal Cases.</p>
<b>Civil</b>	A civil action involving a claim of \$12,000 or less.
<b>Closed Case Status Change</b>	Cases that were in a closed status prior to the reporting period and had the status changed from closed to another status.
<b>Criminal Case</b>	The set of Felony, Misdemeanor or Escalating Summary charges arising from a single criminal incident. When an incident involves co-defendants, the prosecution of each defendant is counted separately (i.e., only one defendant per case).
<b>Default Judgment Defendant/Plaintiff</b>	A disposition category for Civil, and Landlord/Tenant, referring to the number of cases in which a judgment was entered for one party because the other party failed to appear.
<b>Denied</b>	A disposition category for Emergency Protection From Abuse cases, referring to the number of emergency petitions in which an immediate and present danger of abuse to the plaintiff and/or minor children was not found by the magisterial district judge or Philadelphia Municipal Court judge.

---

<b>Dismissed</b>	A disposition category referring to the number of cases dismissed or discharged by the magisterial district judge.
<b>Diversionsary Disposition</b>	Includes cases that have been processed by Accelerated Rehabilitative Disposition (ARD), dismissed by ARD, or dismissed due to participation in a Diversionsary program such as Veterans Court.
<b>Emergency Protection From Abuse</b>	A type of case in which the plaintiff petitions for emergency relief from abuse by the defendant. Immediate and present danger of abuse to the plaintiff and/or minor children constitutes cause for an emergency protection order.
<b>Felony/Misdemeanor/ Escalating Summary</b>	A Felony is a statutory class of crime generally more serious than a misdemeanor; murder of the first degree is also counted with felonies. A Misdemeanor is a statutory class of crime generally more serious than a summary offense and less serious than a felony. The maximum term of imprisonment for a misdemeanor may not exceed five years. For a summary offense, the maximum term of imprisonment may not exceed 90 days. An Escalating Summary is a charge (e.g., retail or library theft) for which the grading as a summary or misdemeanor/felony is determined by the defendant's criminal history.
<b>Granted</b>	A disposition category for Emergency Protection From Abuse cases, referring to the number of emergency petitions in which an immediate and present danger of abuse to the plaintiff and/or minor children was found by the magisterial district judge or Philadelphia Municipal Court judge.
<b>Guilty Plea</b>	A disposition category referring to the number of cases in which the defendant admits having committed the offense for which he is charged. For Traffic and Non-Traffic Citations, guilty pleas include defendants submitting payment of fines and costs without pleading guilty on the citation forms.
<b>Held for Court</b>	A disposition category referring to the number of cases for which a prima facie case was established and the defendant was held for court.
<b>Landlord/Tenant</b>	Action of landlord/lessor against a tenant/lessee for the recovery of real property. The complaint may include a claim for rent due unpaid. Also, included in this category are defendant claims against the plaintiff arising from occupancy of the premise.
<b>Non-Traffic Citation</b>	A summary offense in which charges are initiated by a police officer, other than those classified under Traffic Citation.
<b>Order of Execution</b>	The enforcement of a civil money judgment. The defendant's property is sold to satisfy the judgment.
<b>Order of Possession</b>	The enforcement of a Landlord/Tenant Action for possession of property.
<b>Pre-Dispositional Other</b>	Cases that remain in Inactive status at the end of the reporting period for reasons other than warrants. Bankruptcy being the most common reason.
<b>Pre-Dispositional Warrant</b>	Cases prior to adjudication that began the reporting period in an active status and had a warrant issued that remains active at the close of the reporting period.

---

---

---

<b>Private Criminal Complaint</b>	A summary offense in which charges are initiated by a private citizen.
<b>Post-Dispositional Other</b>	Included in this category are cases dismissed due to defendant deceased and cases with a Sent to Common Pleas disposition.
<b>Settled</b>	A disposition category referring to cases in which the parties resolve the issues of the dispute.
<b>Traffic Citation</b>	A traffic citation initiates summary proceedings for offenses under the Pennsylvania Vehicle Code, or for violations of local parking ordinances not covered by the Vehicle Code.
<b>Uncategorized</b>	Cases marked closed during the reporting period, but without a final disposition entered, such as cases transferred to other district courts.
<b>Waiver of Preliminary Hearing</b>	A disposition category referring to cases forwarded to common pleas court after a preliminary hearing has been waived.
<b>Withdrawn</b>	A disposition category referring to cases in which the prosecutor formally withdraws the charges. For Civil and Landlord/Tenant, a disposition category referring to the number of cases in which the plaintiff withdrew the complaint.

# 2019 Philadelphia Municipal Court

	<u>Felony/ Misdemeanor</u>	<u>Summary</u>	<u>Total</u>
<b>Cases Pending 1/1/19</b>	<b>10,030</b>	<b>1,014</b>	<b>11,044</b>
New Cases Filed	33,026	6,393	39,419
Cases Reopened	2,349	727	3,076
<b>Cases Available for Processing</b>	<b>45,405</b>	<b>8,134</b>	<b>53,539</b>
<b>Cases Processed</b>	<b>34,839</b>	<b>7,583</b>	<b>42,422</b>
<b>Cases Pending 12/31/19</b>	<b>10,566</b>	<b>551</b>	<b>11,117</b>

## Private Criminal Complaints

<b>Cases Pending 1/1/19</b>	<b>1,937</b>
New Cases Filed	217
Cases Processed	116
<b>Cases Pending 12/31/19</b>	<b>2,038</b>

## Civil Complaints

<b>Cases Pending 1/1/19</b>	<b>62,716<sup>(R)</sup></b>
New Cases Filed	73,751
Cases Processed	80,422
<b>Cases Pending 12/31/19</b>	<b>56,045</b>

## Emergency Protection from Abuse

Filed	1,668
Granted	1,662
Denied	6

## Age of Pending Felony/Misdemeanor

<b>0-60 Days</b>	4,291	40.6%
<b>61-120 Days</b>	2,616	24.8%
<b>121-180 Days</b>	1,372	13.0%
<b>181-240 Days</b>	770	7.3%
<b>241-300 Days</b>	459	4.3%
<b>301-360 Days</b>	267	2.5%
<b>Over 360 Days</b>	791	7.5%
<b>Total</b>	<b>10,566</b>	

## Age of Pending Summary

<b>0-60 Days</b>	386	70.1%
<b>61-120 Days</b>	62	11.3%
<b>121-180 Days</b>	23	4.2%
<b>181-240 Days</b>	21	3.8%
<b>241-300 Days</b>	14	2.5%
<b>301-360 Days</b>	6	1.1%
<b>Over 360 Days</b>	39	7.1%
<b>Total</b>	<b>551</b>	

## Age of Pending Total

<b>0-60 Days</b>	4,677	42.1%
<b>61-120 Days</b>	2,678	24.1%
<b>121-180 Days</b>	1,395	12.5%
<b>181-240 Days</b>	791	7.1%
<b>241-300 Days</b>	473	4.3%
<b>301-360 Days</b>	273	2.5%
<b>Over 360 Days</b>	830	7.5%
<b>Total</b>	<b>11,117</b>	

## Felony/Misdemeanor Processed By:

Withdrawn/Dismissed	13,618 (38.0%)
Held for Court	9,153 (25.6%)
Guilty Plea	4,077 (11.4%)
Inactive Cases	2,612 (7.3%)
Non-Jury Trial	2,243 (6.3%)
Accelerated Rehabilitative Disposition	2,013 (5.6%)
Unspecified	1,571 (4.4%)
Transfers	522 (1.5%)
Other	4 (<0.1%)

## Summary Processed By:

Withdrawn/Dismissed	4,658 (45.3%)
Non-Jury Trial	2,439 (23.7%)
Unspecified	1,475 (14.3%)
Inactive Cases	1,254 (12.2%)
Guilty Plea	287 (2.8%)
Accelerated Rehabilitative Disposition	168 (1.6%)

## Total Processed By:

Withdrawn/Dismissed	18,276 (39.6%)
Held for Court	9,153 (19.9%)
Non-Jury Trial	4,682 (10.2%)
Guilty Plea	4,364 (9.5%)
Inactive Cases	3,866 (8.4%)
Unspecified	3,046 (6.6%)
Accelerated Rehabilitative Disposition	2,181 (4.7%)
Transfers	522 (1.1%)
Other	4 (<0.1%)

# 2019 Philadelphia Municipal Court - Traffic Division

Open Tickets from Prior Year	15,333
New Tickets Filed	89,678
Reopened Tickets	3,317
<b>Tickets Available for Processing</b>	<b>108,328</b>
<b>Processed</b>	<b>93,884</b>
<b>Cases Pending 12/31 (includes prior years)</b>	<b>14,444</b>

## Processed By:

* Trial	54,076 (57.6%)
Prosecution Withdrawn	23,175 (24.7%)
Guilty Plea	11,769 (12.5%)
** Inactive	3,187 (3.4%)
Dismissal	844 (0.9%)
Deceased	646 (0.7%)
Voided Tickets	187 (0.2%)

\* Trial Guilty 48,120 (51.3%)

Trial Not Guilty 5,956 (6.3%)

\*\* Open cases with no hearing scheduled.

## Age of Pending Cases

0-60 Days	12,056	83.5%
61-120 Days	2,339	16.2%
121-180 Days	41	0.3%
181-240 Days	5	<0.1%
241-300 Days	0	--
301-360 Days	1	<0.1%
Over 360 Days	2	<0.1%
<b>Total</b>	<b>14,444</b>	

## Arrest Warrants

Issued in 2019	205,316
Open from 2019	80,681
Cancelled in 2019	124,635

## Open Warrants as of 12/31/2018

	Pre-Disposition	Post-Disposition
0-1 Year	5,345	94,193
2-5 Years	6,617	135,576
6-10 Years	7,743	131,704
More than 10 Years	90,252	247,334
<b>Total</b>	<b>109,957</b>	<b>608,807</b>